

(No Model.)

2 Sheets—Sheet 1.

A. H. OLIVER.

CLOTH COVER FOR SEWING MACHINES.

No. 276,270.

Patented Apr. 24, 1883.

Fig. 1.


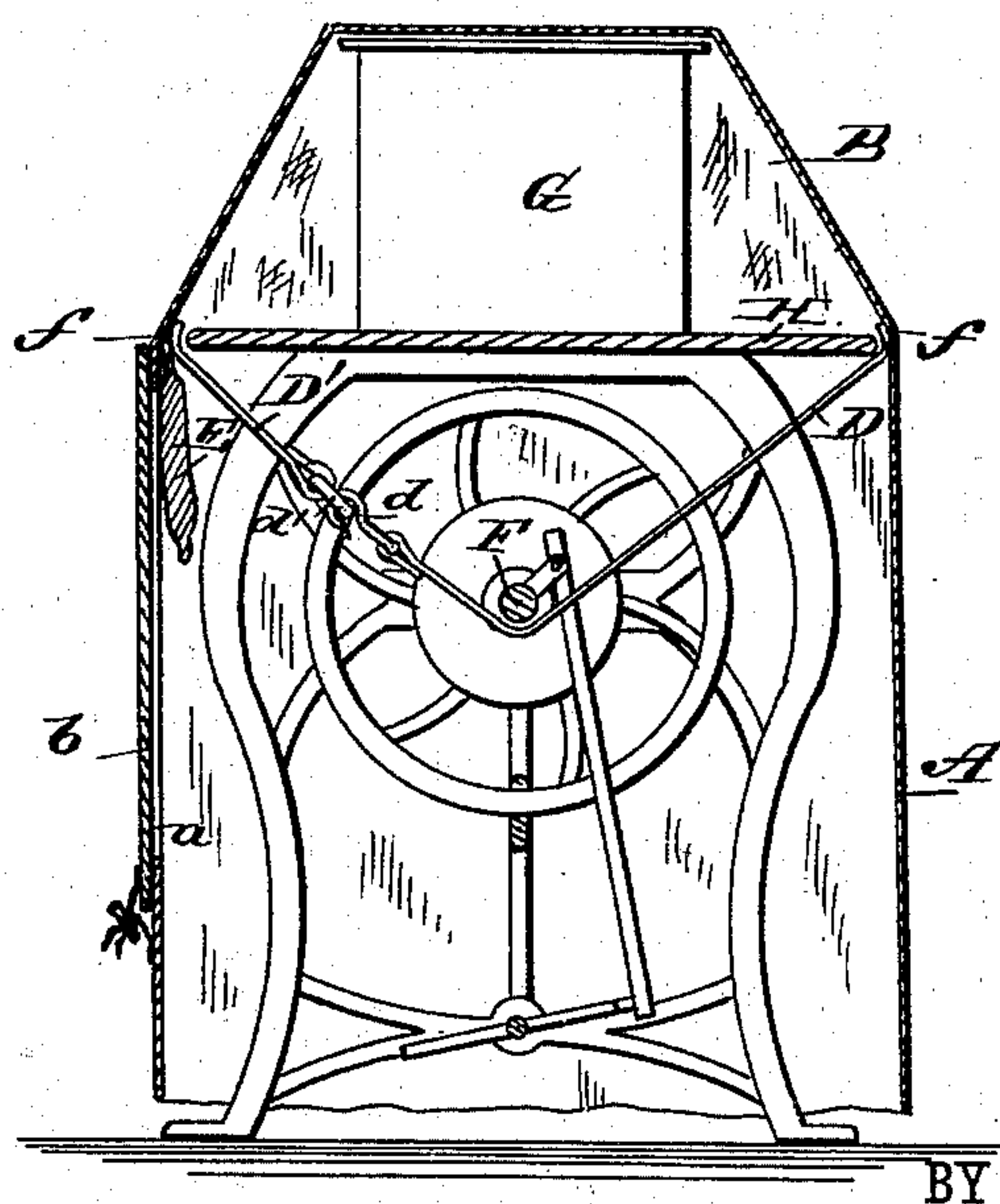


Fig. 2.



WITNESSES:

Otto Beyer
C. Sedgwick

INVENTOR:

A. H. Oliver

BY

Munn & Co

ATTORNEYS.

(No Model.)

2 Sheets—Sheet 2.

A. H. OLIVER.

CLOTH COVER FOR SEWING MACHINES.

No. 276,270.

Patented Apr. 24, 1883.

fig. 3.

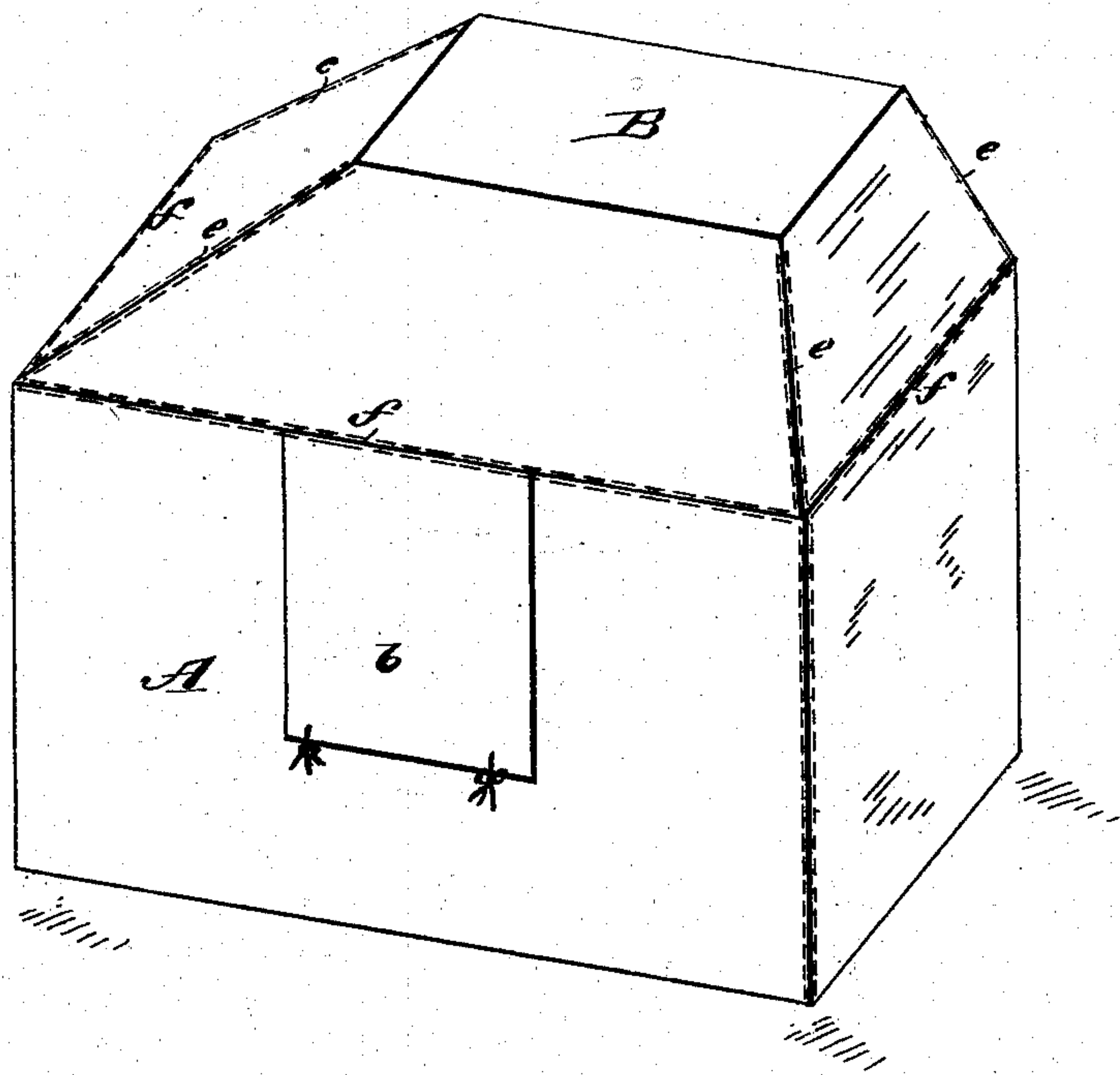
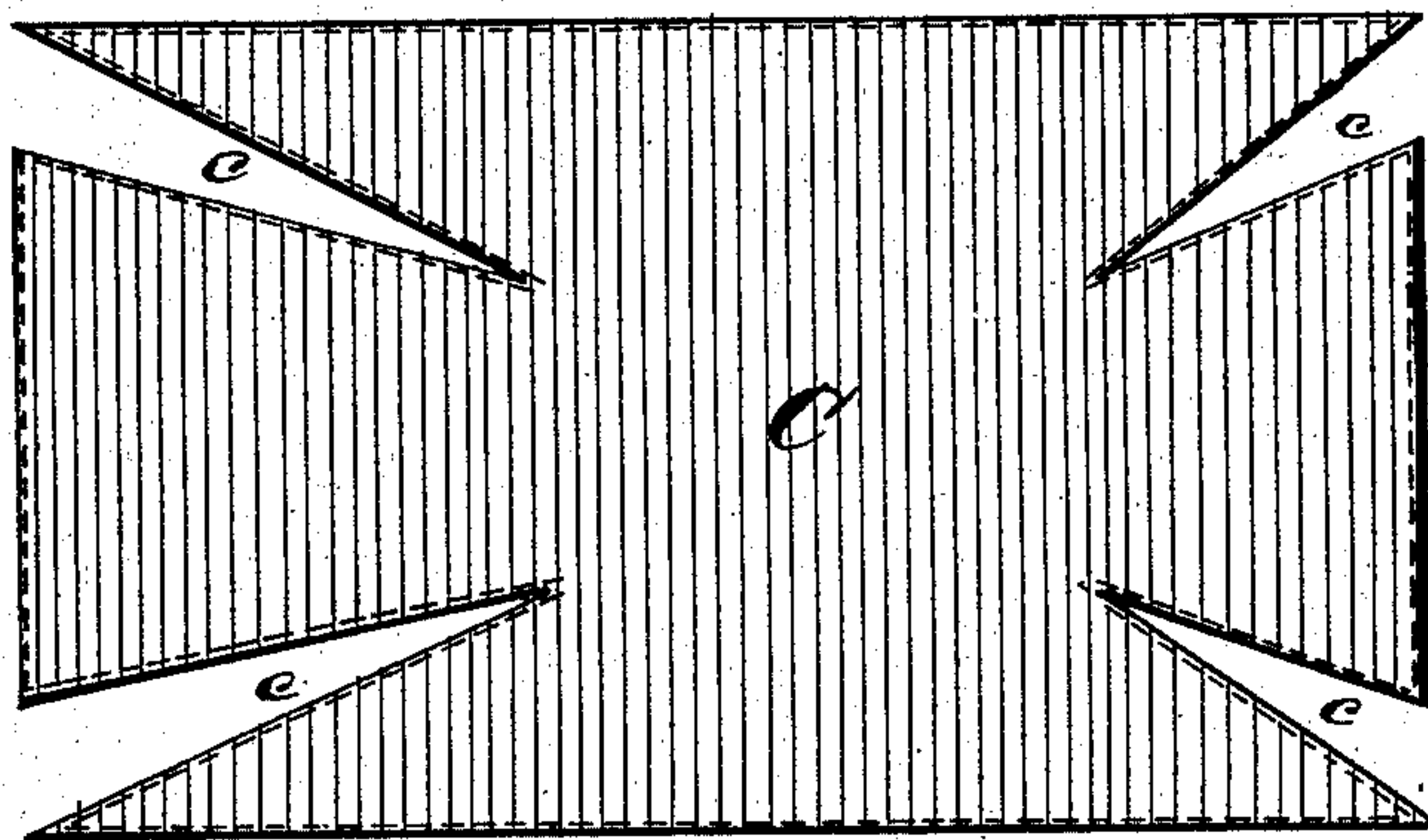


fig. 4.



WITNESSES:

Otto Beyer
C. Sedgwick

INVENTOR:

A. H. Oliver

BY

Mum & Co

ATTORNEYS.

UNITED STATES PATENT OFFICE.

ALFRED H. OLIVER, OF POUGHKEEPSIE, NEW YORK.

CLOTH COVER FOR SEWING-MACHINES.

SPECIFICATION forming part of Letters Patent No. 276,270, dated April 24, 1883.

Application filed August 15, 1882. (No model.)

To all whom it may concern:

Be it known that I, ALFRED H. OLIVER, of Poughkeepsie, in the county of Dutchess and State of New York, have invented certain new and useful Improvements in Cloth Covers or Protectors for Sewing-Machines, of which the following is a full, clear, and exact description.

My invention relates to such sewing-machine covers or protectors as are usually used by traveling sewing-machine agents to put over the machines for protecting them from dust, sun, rain, &c.; and it consists, first, in forming the top or that portion of the cover or protector that goes on the box of the sewing-machine and over the table of a single piece of material; secondly, in providing the protector with straps for holding and steadying the sewing-machine box; thirdly, in providing the protector with a shoulder-pad for protecting the shoulder of the agent while lifting the machine to and from the wagon; and, finally, in forming the skirt of the protector with an opening, through which the clamp for holding the machine in the wagon may be put in place and removed, the opening being closed by a suitable flap.

Reference is to be had to the accompanying drawings, forming part of this specification, in which similar letters of reference indicate corresponding parts in all the figures.

Figure 1 is a perspective view, showing my invention placed upon a sewing-machine, part of the skirt of the protector being broken away to show the shoulder-pad. Fig. 2 is a sectional elevation of the same, showing the straps for holding the box of the sewing-machine in place. Fig. 3 is a perspective view of the protector removed from the sewing-machine, showing the method of making the top of the protector; and Fig. 4 is a plan view of the pattern or blank for the top of the protector.

A is the skirt of the cover or protector, and B is the top or the part thereof that goes over the box G and table H of the sewing-machine. The skirt A is made in the ordinary way, except that it is formed with the opening *a*, and is provided with the flap *b* for closing the said opening.

The top B is composed of a single piece of

material, and is made from the blank C. This blank is formed by cutting from the corners of a square or rectangular piece of material triangular strips or pieces of suitable length, as shown at *c c*, Fig. 4. In making the top the diagonal edges formed by cutting at the corners of the blank are to be brought together and stitched, as shown at *e e*, Figs. 1 and 3. This being done, the outer edges of the blank are then to be stitched to the upper edge of the skirt A, as shown at *f f*.

D D' are the straps, secured inside of the protector, upon opposite sides thereof, which are adapted to be passed under the table H, or under the shaft F, or under some other part of the standard of the machine, for drawing the top B of the protector down snugly over and upon the box G for holding it in place upon the table H while loading or unloading the machine, and so that it will not be moved about upon the table by the jar of the wagon. These straps are preferably made elastic, and instead of securing them to the protector by stitching, as shown, they might be attached by means of rings secured to the inside of the protector; and for convenience in attaching the free ends of the straps together for holding the box and detaching them for releasing the protector and the box, I prefer to provide the strap D' with the ring or loop *d'*, and the strap D with the hook *d*, as shown in Fig. 2.

For protecting the shoulder of the person while loading and unloading the machine, I provide the protector with the shoulder-pad E, which is by preference attached to the inside of the cover or protector, and is so placed as to be adapted to swing just under the edge of the table of the machine at the point where it would otherwise come upon the shoulder of the handler if handled in the ordinary way.

By making the top B of a single piece of material, instead of two or more, as is the ordinary practice, much material and labor are saved, and by forming the skirt A with the opening *a*, by untying the flap *b* the machine may be easily clamped to and unclamped from the bottom of the wagon without the trouble of raising the skirt from the bottom, and

through this opening the straps D D' may be easily attached to and detached from each other. The advantage of the pad E is obvious.

The cover or protector may be made of canvas, oil-cloth, or any other suitable material.

Having thus described my invention, I claim as new and desire to secure by Letters Patent—

1. A sewing-machine protector having opposite hook-and-loop straps D D' on the lower part of the inside of its top B, whereby the latter may be drawn over and above the box, as shown and described.

2. The combination, with a sewing-machine cover or protector, of the shoulder-pad E, substantially as and for the purposes set forth.

3. The skirt A of the cover or protector, formed with the opening *a*, and having the

flap *b* for closing the opening, substantially as and for the purposes described.

4. The combination, with the top *b*, made of one piece of material, and the skirt A, having the opening *a* and closing-flap *b*, of the straps D D', and the shoulder-pad E, substantially as described.

5. The blank C for making the tops of cloth sewing-machine covers or protectors square or rectangular in form, and having the triangular portions cut from its corners, as at *c c*, substantially as and for the purposes set forth.

ALFRED H. OLIVER.

Witnesses:

BYRON M. MARBLE,
HENRY S. COUCHLIN.