

(No Model.)

C. H. HERSHEY.

HOLDER FOR TOWELS, NAPKINS, &c.

No. 275,040.

Patented Apr. 3, 1883.

Fig. 1.

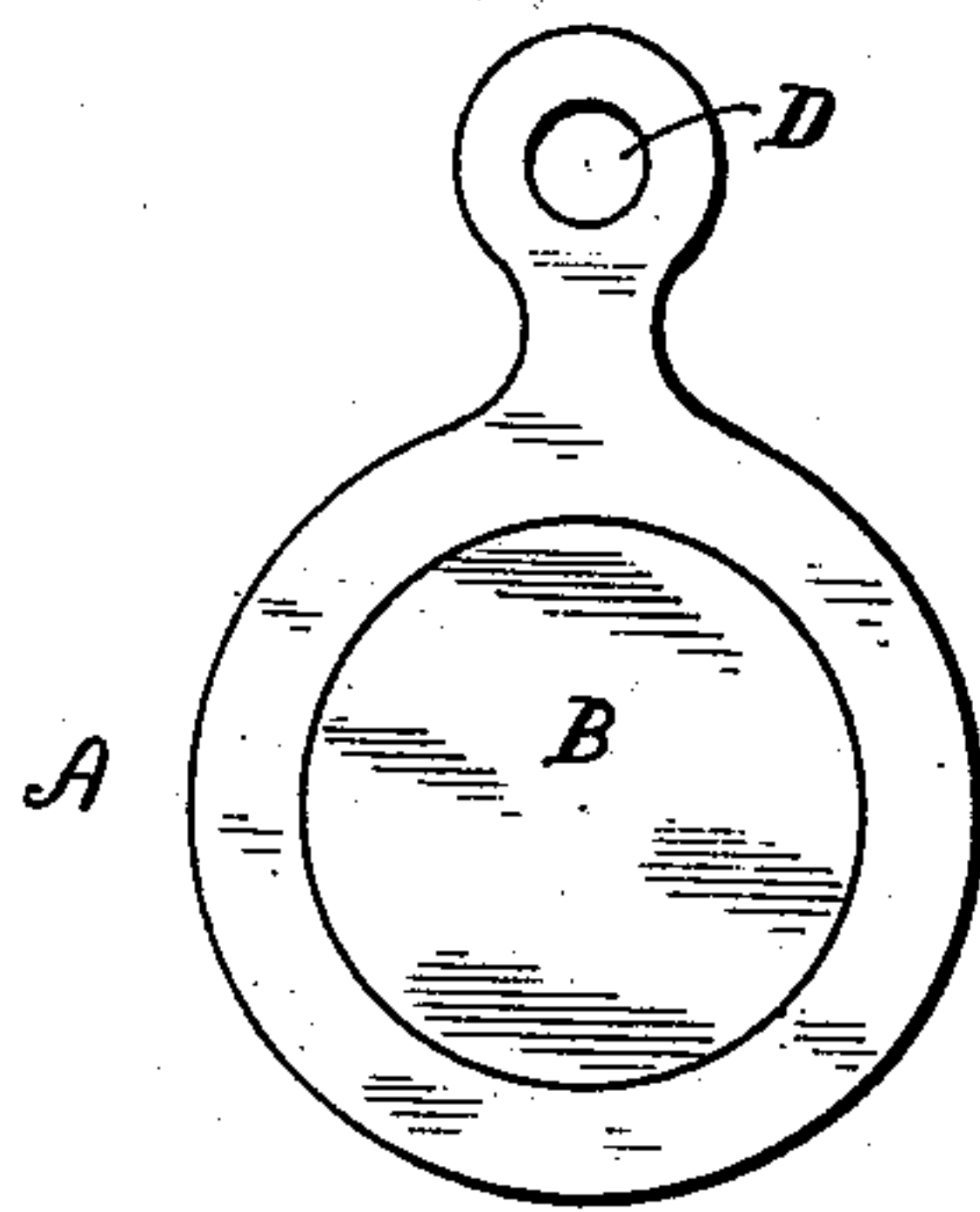


Fig. 2.

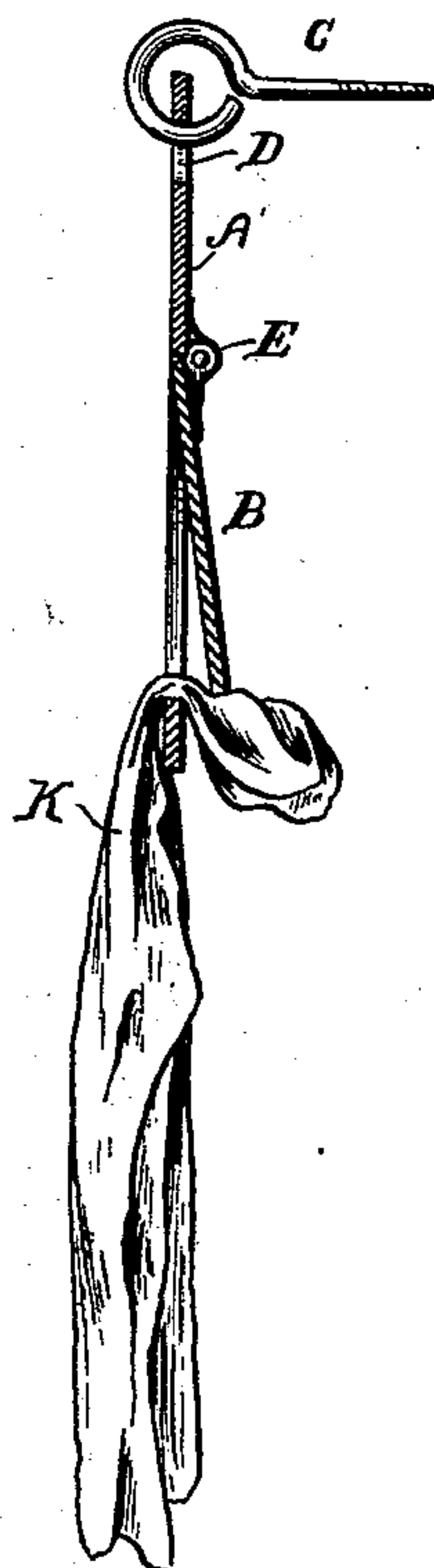


Fig. 3.

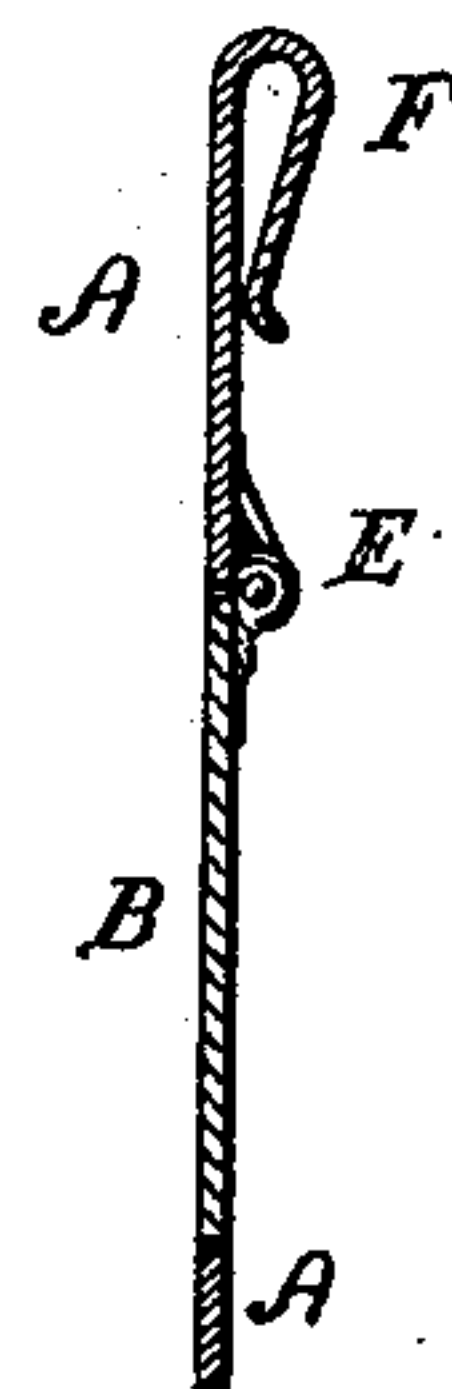
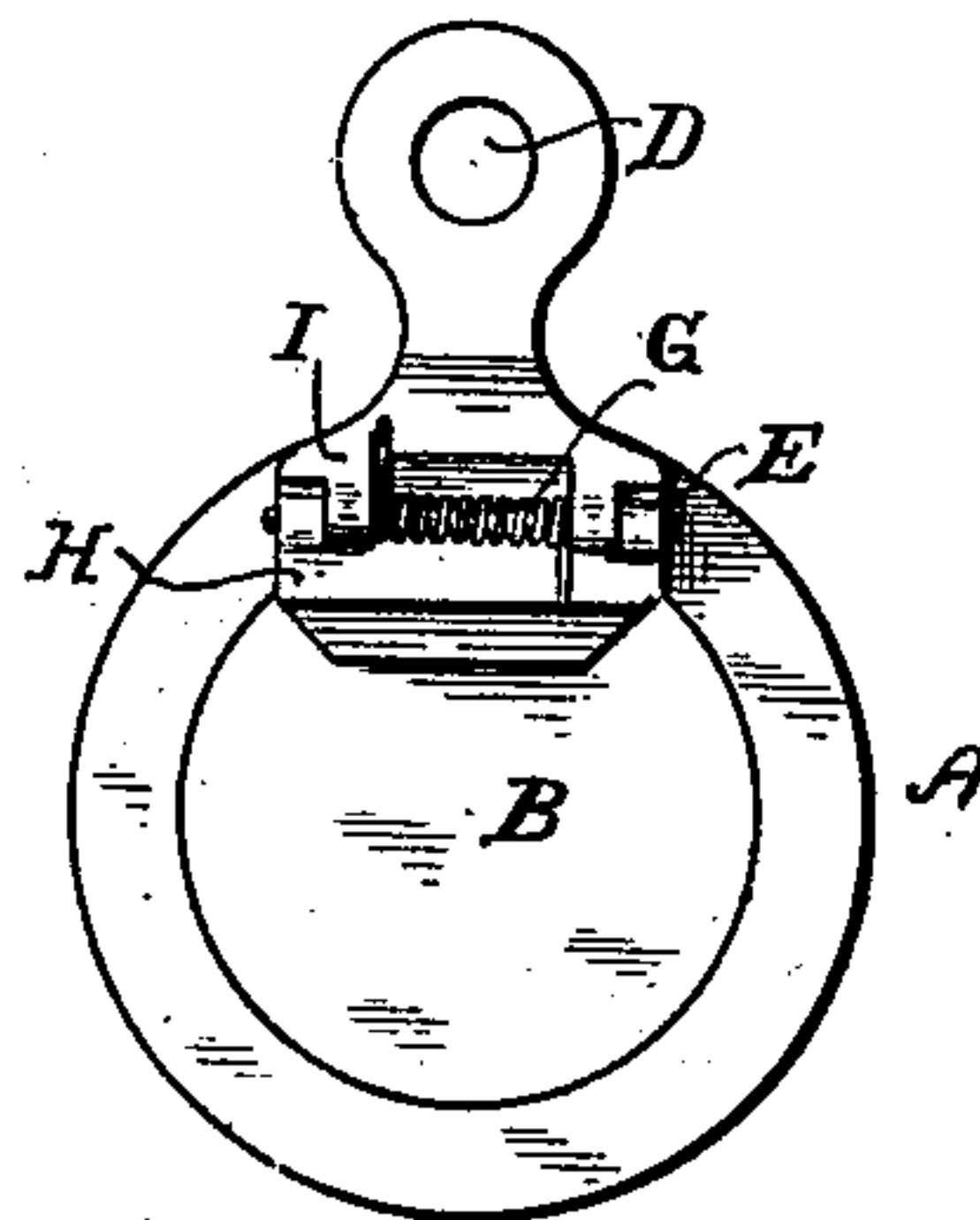


Fig. 4.



WITNESSES:

A. H. Leubner
Isaac W. Heyinger

INVENTOR

C. H. Hershey

UNITED STATES PATENT OFFICE.

CHRISTIAN H. HERSHEY, OF PHILADELPHIA, PENNSYLVANIA.

HOLDER FOR TOWELS, NAPKINS, &c.

SPECIFICATION forming part of Letters Patent No. 275,040, dated April 3, 1883.

Application filed January 31, 1883. (No model.)

To all whom it may concern:

Be it known that I, CHRISTIAN H. HERSHEY, of Philadelphia, in the county of Philadelphia and State of Pennsylvania, have invented a certain new and useful Improvement in Holders for Towels, Napkins, &c., of which the following is a full, clear, and exact description, reference being had to the drawings accompanying and forming a part of this specification, in which—

Figure 1 is a front view of the holder, ready for use. Fig. 2 is a sectional view of the same suspended from a screw-eye, with a towel in place. Fig. 3 is a sectional view of the same, the suspending-ring being replaced by a hook, F; and Fig. 4 is a back view, showing the hinge and spring.

The lettering in all the figures is uniform.

My invention relates to a device by means of which towels may be readily hung for use from counters, bars, doors, or other places, and instantly removed, when desired, without injury to the fabric, and with greater facility than by the use of those holders ordinarily employed, and also by which napkins may be hung from the collar or suspended around the neck, or other flexible articles may be readily fastened or removed, the device being cheaply made, and strong and durable in construction, as well as attractive in appearance.

The device consists of a metallic ring, preferably stamped out of sheet metal, in which ring is suspended from above, by means of a spring-hinge, a clamping plate or disk of the general form of and a little smaller in diameter than the opening in the said ring, and adapted, when no towel or similar article is interposed, to close down flush with the face of the external ring; but when a towel or napkin is pushed through from the front, and the finger withdrawn, to close down upon the fabric and clamp it between the free edge of the clamping-plate and the inner edge of the ring, and securely hold the same, whether inserted at the bottom or at either side of the opening of the said ring.

A is the external ring, provided at its upper part with the neck and eye D for attaching the same to a staple or screw-eye, from which

it may be freely suspended. The clamping plate or disk B fills this ring, the same being hinged at E to the upper edge of the ring A and swinging to the rear when pressure is applied from the front. To insure prompt closure and gripping of the towel or napkin, a spring, G, is placed in the hinge to close the same down flush with the surface of the ring, the strength of the grip, however, when once made, not being dependent upon the tension of the spring, but upon the opposition of the two edges—the external edge of the disk and the internal edge of the ring. At C is shown the staple or screw-eye by which it is suspended from a counter or door. For certain purposes I prefer using the hook F instead of the eye—as for use as a napkin-holder—and I sometimes use both hook F and eye D in the same article. I also, while I prefer making the clamping-plate and the inner surface of the ring circular in form, sometimes make them square, oblong, or oval, and sometimes serrate or roughen their contiguous edges.

It is evident that a towel or napkin pushed through the opening in the ring A will displace the swinging clamping plate or disk B to the rear, the finger carrying a portion of the fabric through. Upon withdrawing the finger the fabric will remain behind, and, the spring closing the disk, the towel will be securely held until the clamping-plate be pushed back, when the towel or napkin will be released. The article to be held may be inserted either at the bottom or side, and will be equally well secured in either position.

Having now described my invention, what I desire to claim and secure by Letters Patent is—

1. A towel-holder consisting of the external ring, A, internal clamping-plate, B, hinge E, and spring G, substantially as described.

2. The external ring, A, provided with the hook F, the internal clamping plate or disk, B, and the spring-hinge E G, substantially as and for the purposes herein set forth.

C. H. HERSHEY.

Witnesses:

ISAAC W. HEYSINGER,
P. O'DONNELL.