

(No Model.)

T. W. F. SMITTEN.
PEN AND PENCIL HOLDER.

No. 274,836.

Patented Mar. 27, 1883.

Fig. 1.




Fig. 2.

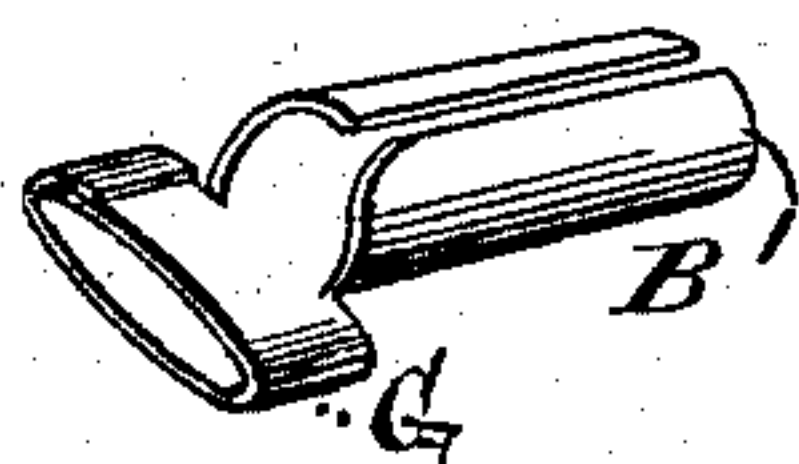


Fig. 3.

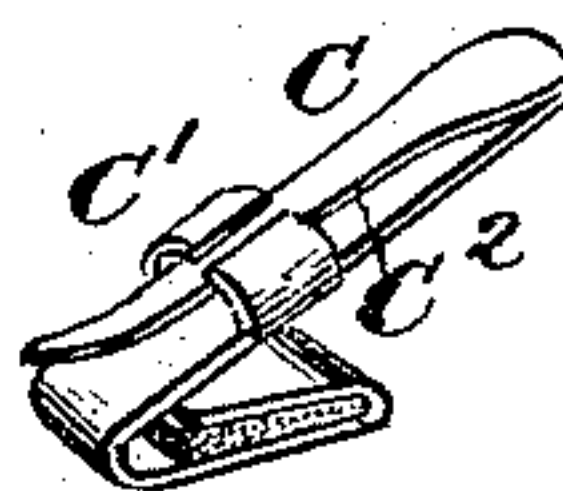


Fig. 4.


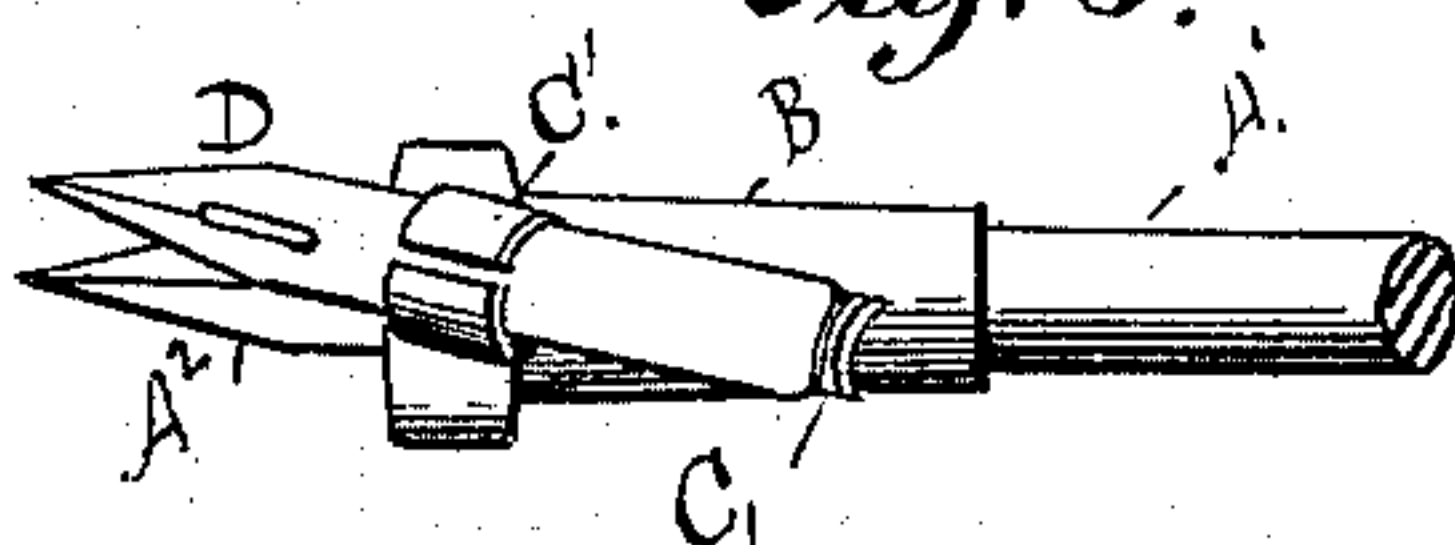


Fig. 5.



Witnesses
A. Ruppert.
E. M. Richmond

T. W. F. Smitten
Inventor.
Holloway & Blanchard
Attys

UNITED STATES PATENT OFFICE.

THOMAS W. F. SMITTEN, OF NEW YORK, N. Y.

PEN AND PENCIL HOLDER.

SPECIFICATION forming part of Letters Patent No. 274,836, dated March 27, 1883.

Application filed July 3, 1882. (No model.)

To all whom it may concern:

Be it known that I, THOMAS W. F. SMITTEN, a citizen of the United States of America, residing at New York, in the county of New York and State of New York, have invented certain new and useful Improvements in Pens, of which the following is a specification, reference being had therein to the accompanying drawings.

My invention relates to pens and pencils to be used for writing and ruling in parallel lines, superscriptions, headings, and fancy cards, and for double-line shading in pen and pencil pictures; and the objects of my improvements are, first, to provide a pen or pencil that shall be capable of making two distinct and separate lines, either of the same or different colors, at each movement or stroke thereof, said lines being at greater or less distance from each other, according to the character of the work to be done.

Figure 1 is a view in perspective, showing an ordinary pen having my attachment applied thereto. Fig. 2 is an inverted perspective view of a socket to be attached to a pen holder for the reception of the attachment to hold the second pen. Fig. 3 is a perspective view of an attachment to be applied to the socket alluded to for the purpose of holding in position the second pen; and Fig. 4 is a view in perspective, showing the application of my device to the holding of pencils.

Similar letters refer to similar parts throughout the several views.

Referring to the drawings, A represents a pen-holder with a handle, A', inserted in its inner end and a pen, A², inserted in its outer end.

In Fig. 2, B represents an open-lipped socket, and G a loop formed on one end of the same. Both the loop and socket are formed of one piece of metal, as shown. The socket is adapted to close around pen-holder A, and loop G is formed to receive and hold the base or lower part of attachment C, said base being formed with an under bend and inwardly-folded lip, said lip holding a flexible strip or rubber pad

between the fold of the same. The upper end of attachment C extends backward at an angle or incline from the base, and has an open loop, C', and tongue-spring C², formed to aid in holding pen D, or, as shown in Fig. 4, formed without the tongue to hold a pencil. By this construction attachment C is adapted to move laterally in loop G of socket B.

For the purpose of using a pencil in place of a pen, as shown in Fig. 4, the attachment C is formed with an open-lipped socket, C', for the reception of a pencil. The underfolded lip, between the folds of which a rubber pad or packing is inserted, forms a lip projection that is inserted in loop G, and by the expansion of the pad is held in place against the inner face of said loop, and within which it is easily adjusted laterally by the operator.

In Fig. 5 the positions of the pens D and A² are shown when adjusted by moving their points away from each other for the purpose of forming parallel lines at different distances apart.

The operation of the device is obvious, and needs no description.

Having thus described my invention, what I claim, and desire to secure by Letters Patent, is—

1. A pen-holder socket, B, provided with a loop, G, on its upper edge, in combination with a laterally-adjustable holder, C, substantially as shown.

2. The attachment C, formed with under folded lip holding a rubber pad, and having rearward upwardly-inclined extension formed with an open lip socket adapted to receive and hold a pen or pencil, in combination with the socket B and loop G, substantially as shown and specified.

In testimony whereof I affix my signature in presence of two witnesses.

THOMAS W. F. SMITTEN.

Witnesses:

H. P. HALSEY,
WM. W. FITZHUGH.