

(No Model.)

G. W. OVERALL.

CISTERN.

No. 274,022.

Patented Mar. 13, 1883.

Fig-1-

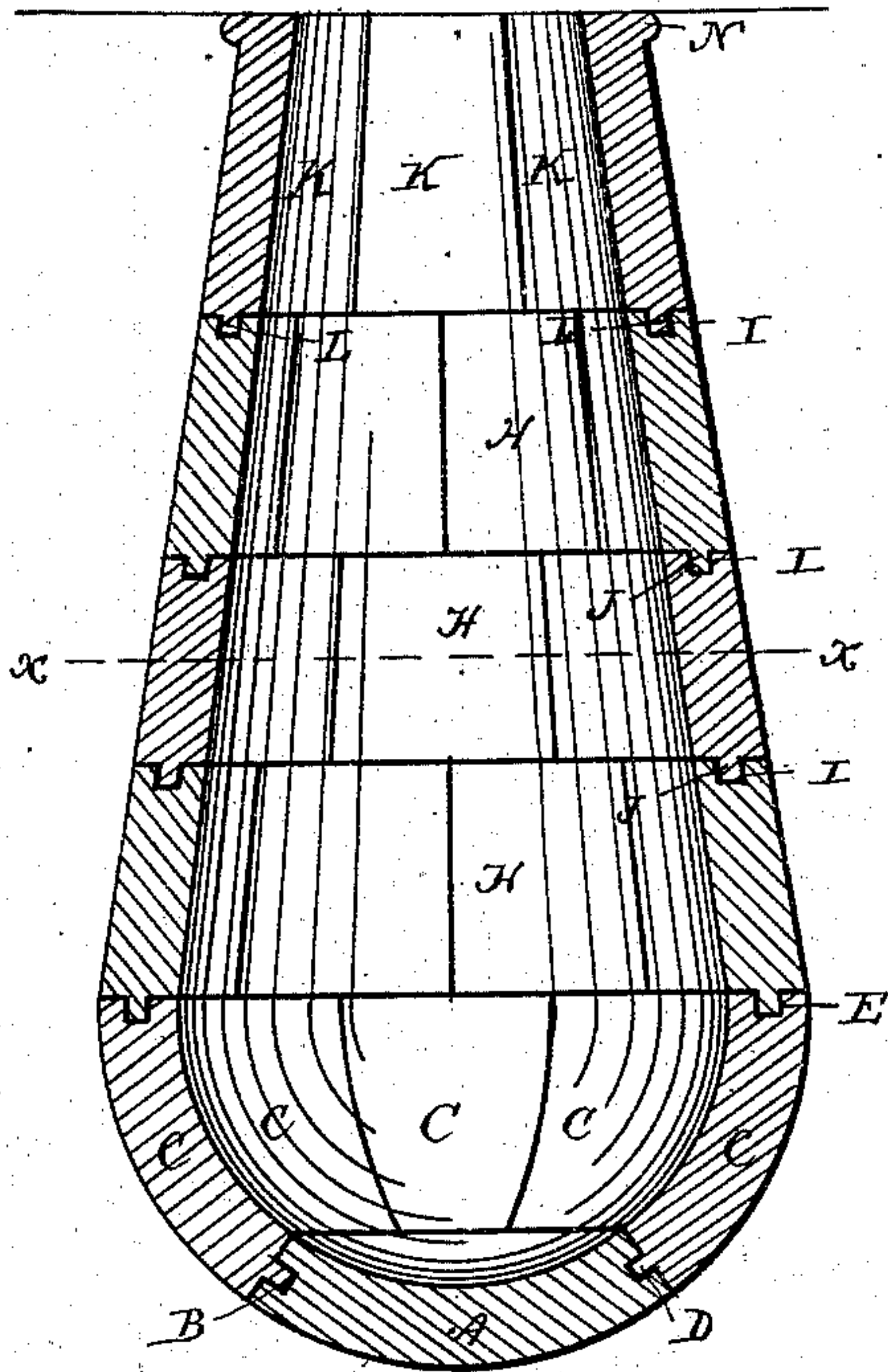


Fig-2-

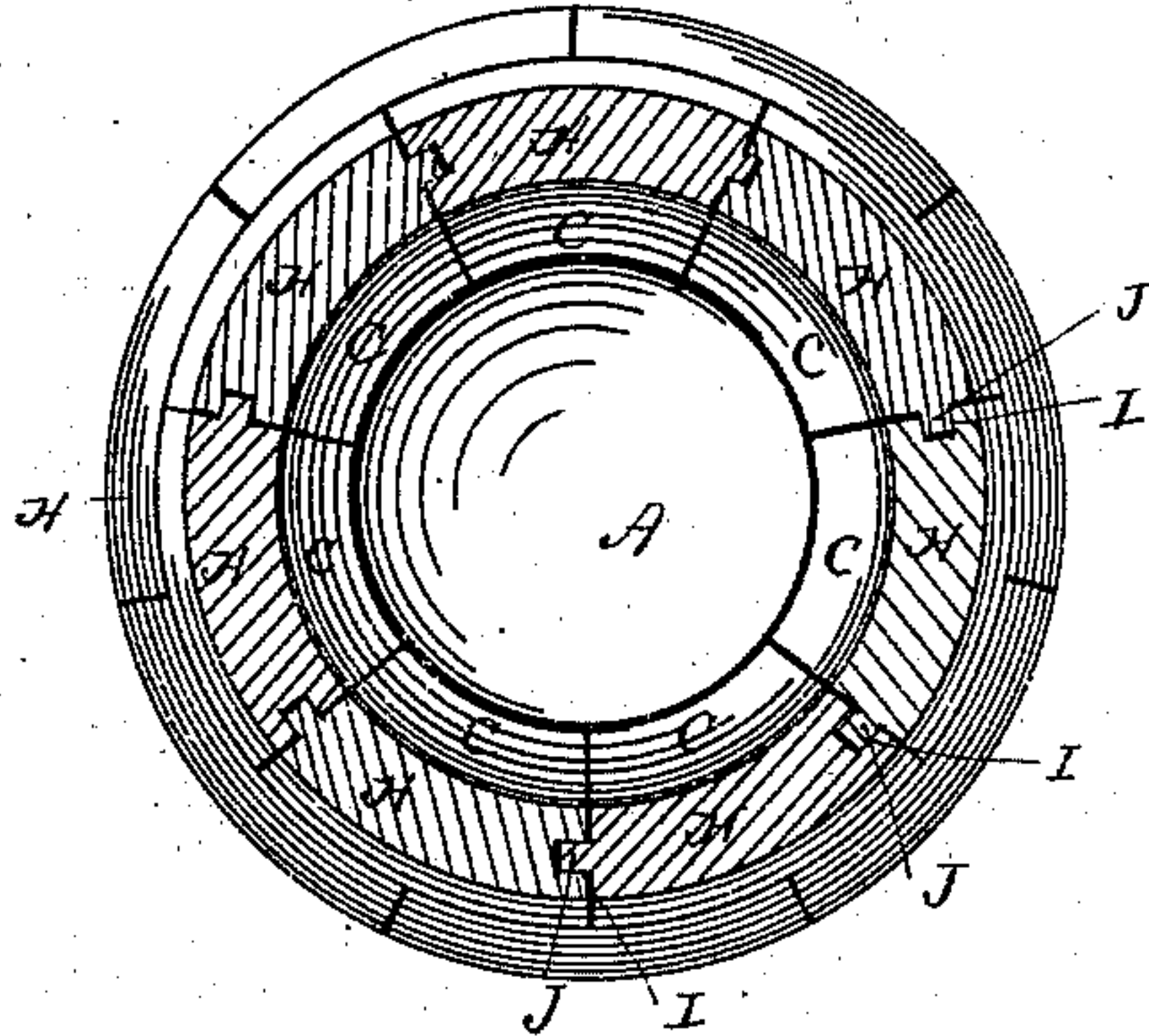


Fig-3-

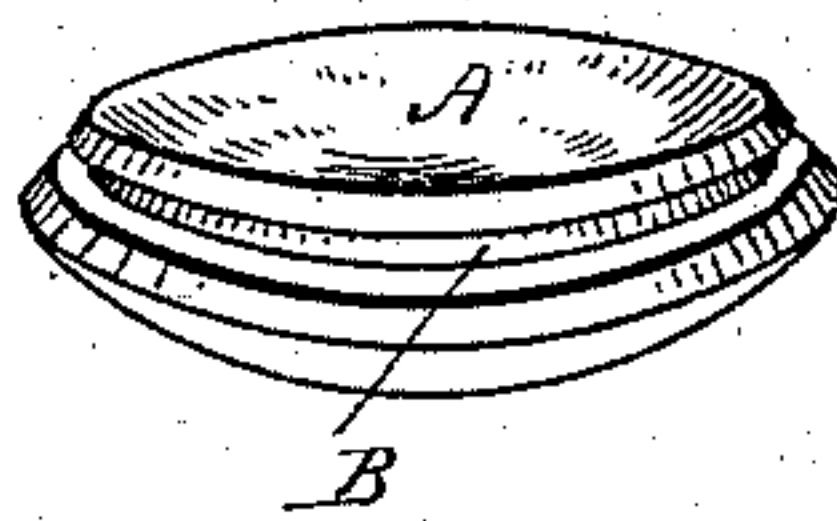


Fig-4-

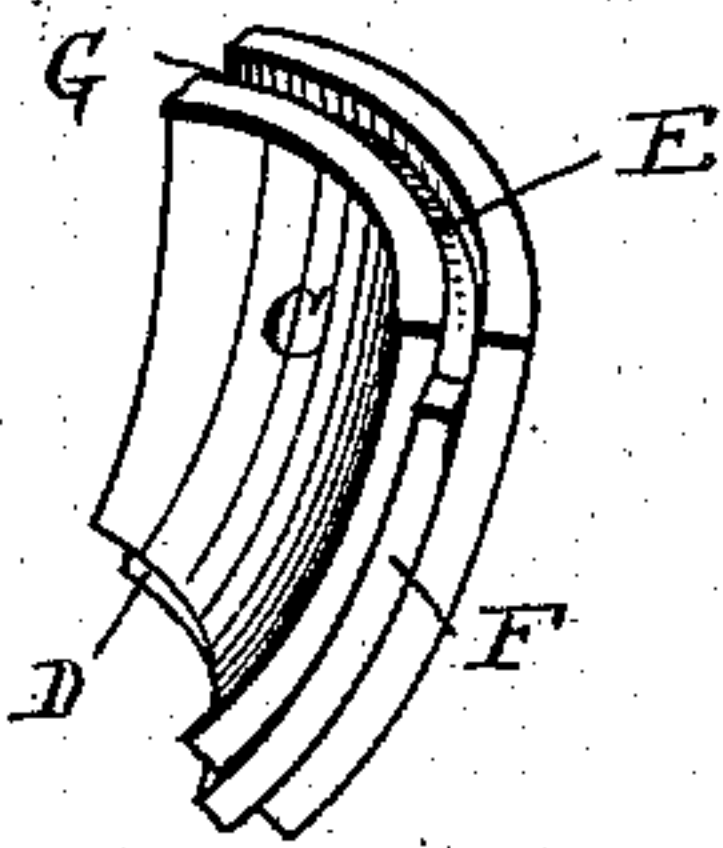


Fig-5-

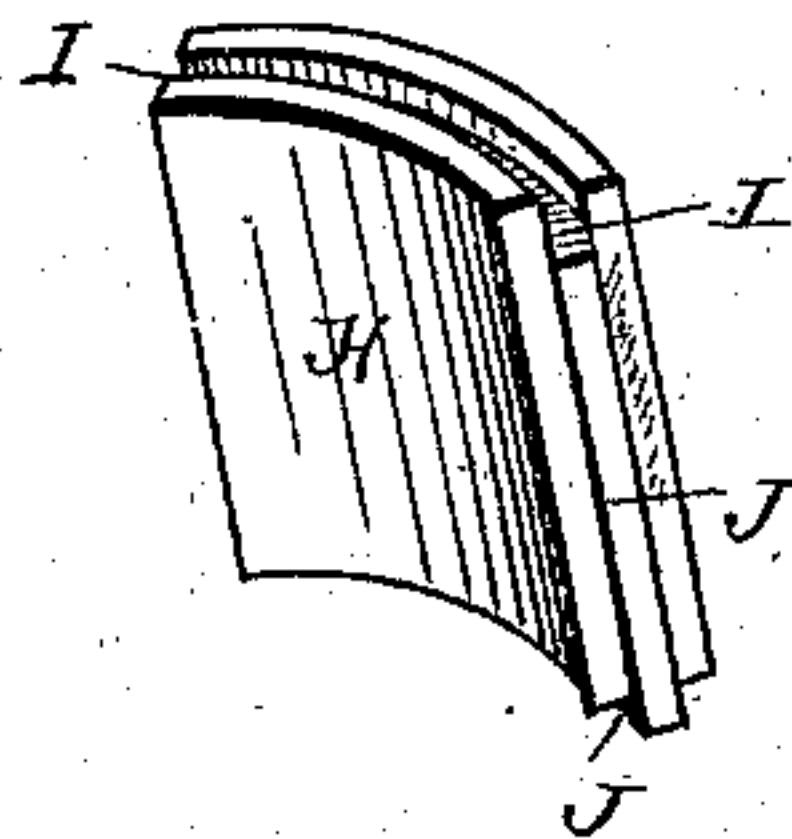
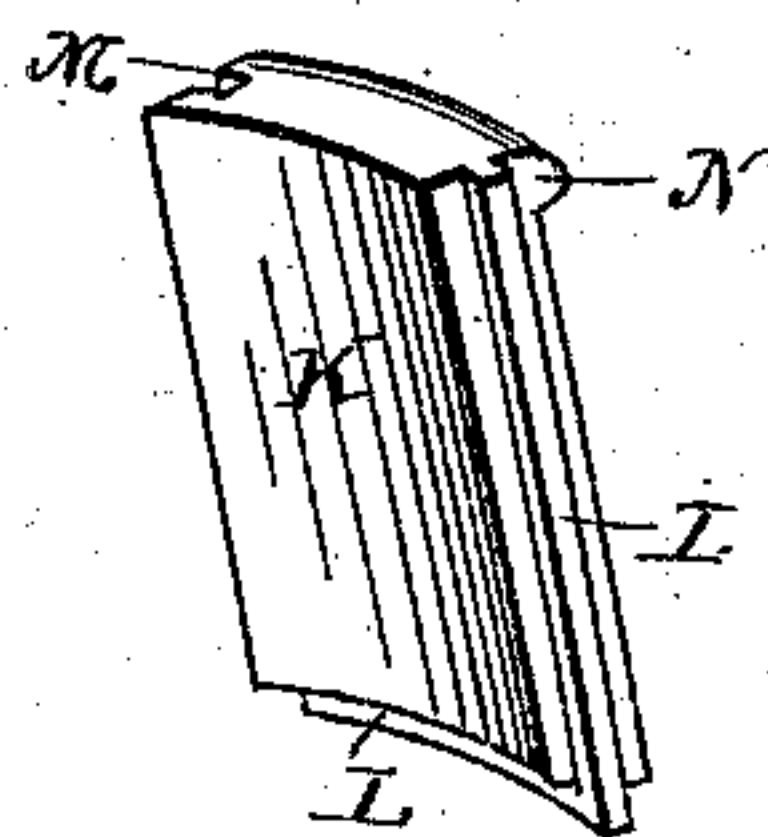


Fig-6-



WITNESSES

F. L. Overland
J. R. Smith

INVENTOR

G. W. Overall
by *C. A. Snow* Attorneys

UNITED STATES PATENT OFFICE.

GEORGE W. OVERALL, OF MEMPHIS, TENNESSEE.

CISTERN.

SPECIFICATION forming part of Letters Patent No. 274,022, dated March 13, 1883.

Application filed October 27, 1882. (No model.)

To all whom it may concern:

Be it known that I, GEORGE W. OVERALL, a citizen of the United States, residing at Memphis, in the county of Shelby and State of Tennessee, have invented a new and useful Cistern, of which the following is a specification, reference being had to the accompanying drawings.

Figure 1 is a vertical sectional view of a cistern constructed of my improved tiling. Fig. 2 is a horizontal sectional view of the same on the line *x x*, and Figs. 3, 4, 5, and 6 are detail views of the tiles.

The same letters refer to the same parts in all the figures.

This invention relates to cisterns or water-reservoirs; and it consists in certain improvements in the construction of the same, whereby a durable, water-tight, and capacious cistern may be constructed easily and inexpensively.

Patent No. 265,277, granted to myself on the 3d day of October, 1882, covers a cistern consisting of a bowl-shaped bottom section, tubular tapering intermediate sections, and a flanged top section connected by groove-and-tongue joints. While by this construction an exceedingly desirable cistern may be produced, I have found some difficulty in making the sections of sufficient size for cisterns of large capacity, the expense of constructing and manipulating such large sections, as well as the danger of breakage, being unwarrantably great. Hence I have devised my present improvement, which consists essentially in constructing each of the several ring-shaped sections of a number of smaller tiles connected by vertical groove-and-tongue joints, as I shall now proceed more fully to describe with reference to the drawings.

A represents the bottom tile, which is circular in shape, concave or bowl-shaped, and provided at its edge with an annular groove, B.

C C are the tiles composing the first course of the cistern. Said tiles are somewhat curved or concave, so as to form an upward continuation of the bowl-shaped bottom section, to the upper edge of which they are fitted, their lower edges being provided with tongues D to enter the groove B. The tiles C have grooves E at their upper edges, and each of said tiles C is provided at one side with a tongue, F, and at the other side with a groove, G, by which they may be fitted together and connected in such a manner as to form a water-tight structure.

Above the tiles C one or more courses may be placed of tiles H, having grooves I at their upper edge and at one side, and tongues J at the other side and at the lower edge, enabling them to be fitted together in circular or ring-shaped courses to the desired height. A top or finishing course is then added, consisting of tiles K, having tongues L at their lower edges and at one side, grooves M at the other side, and flanges N at their upper edges, which complete the structure.

In operation an excavation is first made of the required size, which may be readily estimated beforehand. The cistern is then built within said excavation, the joints being made tight by the use of cement.

The tiling used in the construction may be produced at a reasonable cost, it may be readily transported, and cisterns of any capacity, large or small, may be readily constructed therewith.

I am aware that tiles for roofing and like purposes have been made with grooves at two adjoining sides and tongues at the two remaining adjoining sides. While such tiles, however, being usually flat, have not been applicable to the construction of cistern-curbings, I do not wish to be understood as broadly claiming tiles having grooves and flanges thus arranged and disposed; but

I claim as my invention—

1. Tiles for cistern-curbings, provided with tongues at their lower edge and at one side, and grooves at their upper edge and at the other side, as set forth.

2. The concave or bowl-shaped annularly-grooved bottom section, the grooved-and-tongued tiles, joined, as described, in circular courses, and the top course of grooved-and-tongued and flanged tiles, all arranged as set forth.

3. The herein-described cistern-curbing, consisting of grooved-and-tongued curved tiles arranged in circular courses, the vertical and horizontal joints being made tight with cement, as set forth.

In testimony that I claim the foregoing as my own I have hereto affixed my signature in presence of two witnesses.

GEORGE WHITFIELD OVERALL.

Witnesses:

F. T. EDMONDSON,
CHARLES GOODLETT.