

(No Model.)

H. H. CAUFFMAN.  
TAG OR TICKET FASTENER.

No. 273,708.

Patented Mar. 13, 1883.

Fig. 1.

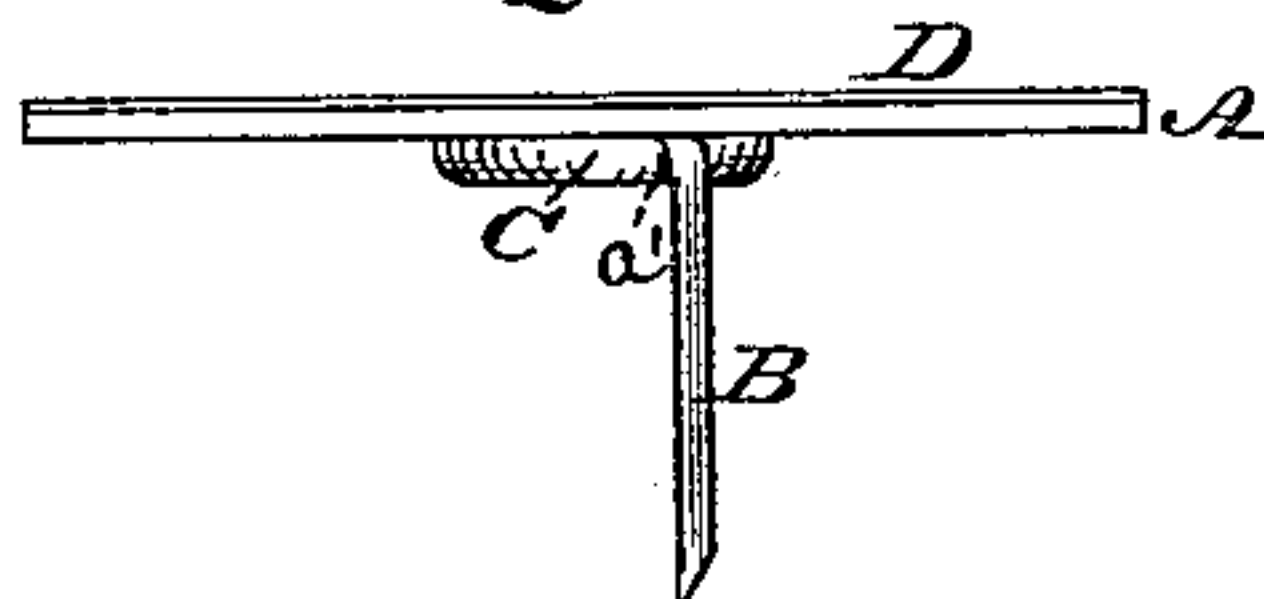


Fig. 2.

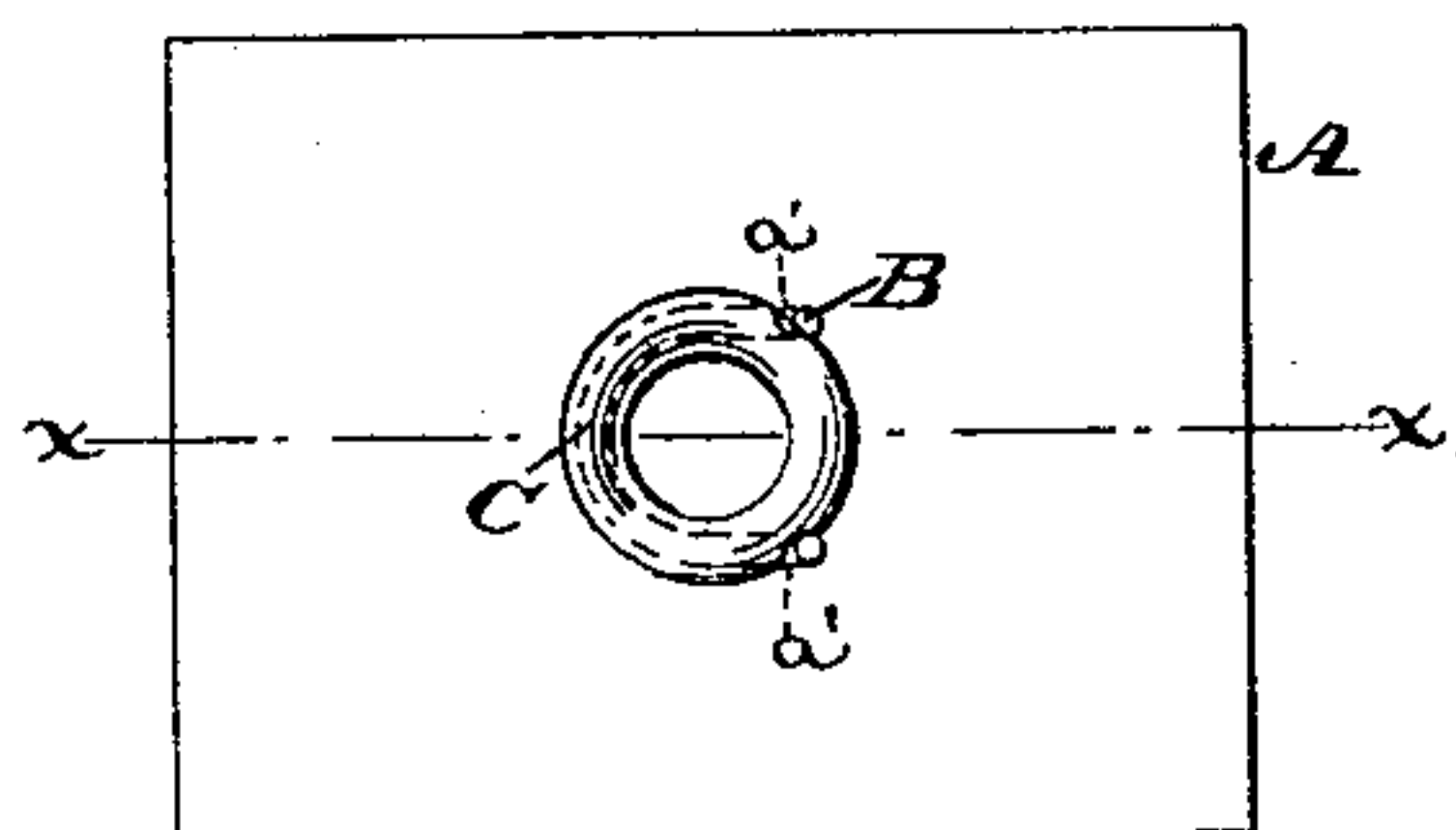


Fig. 3.

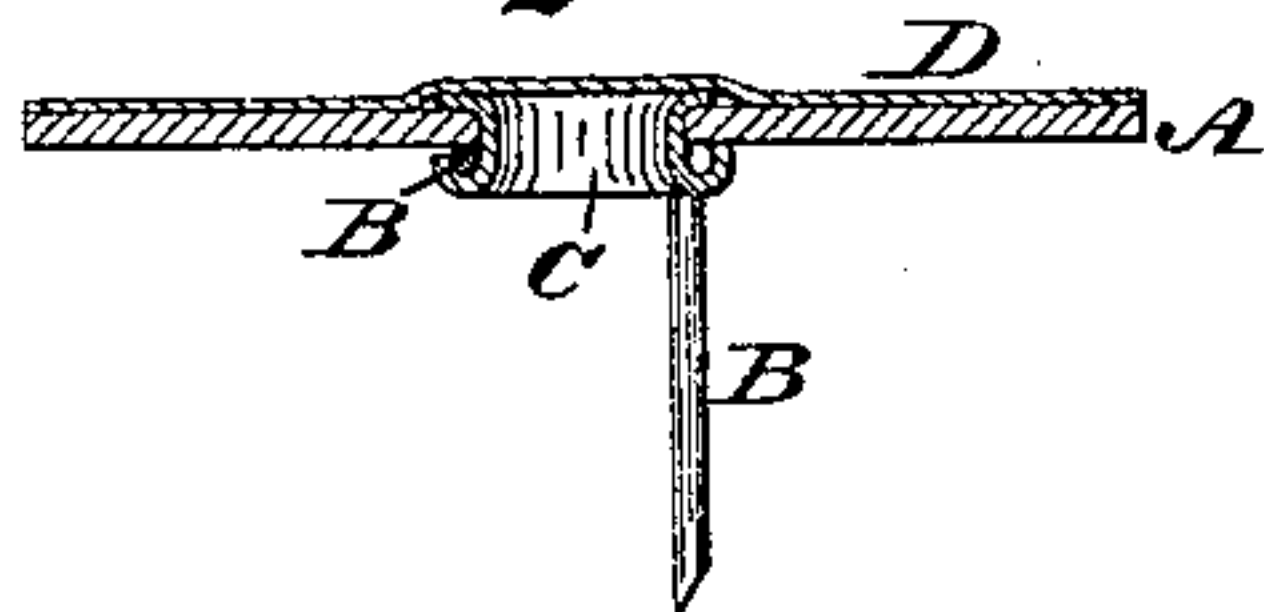
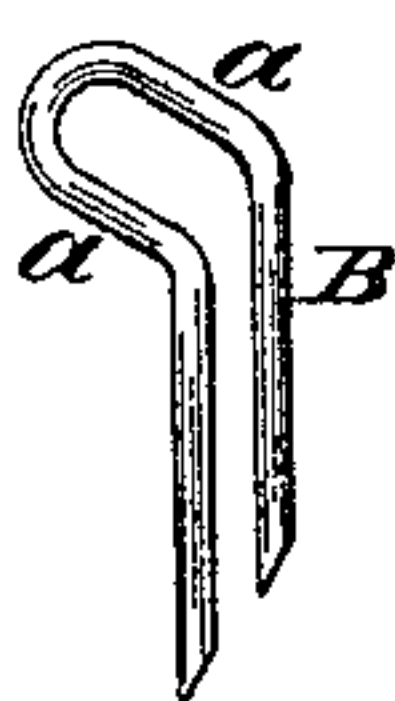


Fig. 4.



WITNESSES:

*R. P. Grant*  
*W. F. Kircher*

INVENTOR:

*H. Howard Cauffman*  
BY *John A. Diederstein* ATTORNEY.

# UNITED STATES PATENT OFFICE.

H. HOWARD CAUFFMAN, OF NORRISTOWN, PENNSYLVANIA.

## TAG OR TICKET FASTENER.

SPECIFICATION forming part of Letters Patent No. 273,708, dated March 13, 1883.

Application filed October 14, 1882. (No model.)

*To all whom it may concern:*

Be it known that I, H. HOWARD CAUFFMAN, a citizen of the United States, residing at Norristown, in the county of Montgomery, State of Pennsylvania, have invented a new and useful Improvement in Tag or Ticket Fasteners, which improvement is fully set forth in the following specification and accompanying drawings, in which—

10 Figure 1 is a side elevation of the ticket-fastener embodying my invention. Fig. 2 is a view of the inner face thereof. Fig. 3 is a section thereof in line *x x*, Fig. 2. Fig. 4 is a perspective view of the staple of the fastener.

15 Similar letters of reference indicate corresponding parts in the several figures.

My invention relates to improvements in ticket-fasteners or pin-tickets wherein the tickets are provided with staples or prongs which are bent laterally after they are inserted in the fabric or goods for purposes of attachment thereto.

20 The invention consists in forming the staple of L shape and attaching it to the ticket by a notched eyelet, whereby a simple, easily-constructed, firmly-secured, and reliable device is produced, as will be hereinafter fully set forth.

Referring to the drawings, A represents a ticket or tag formed of suitable paper, cardboard, pasteboard, &c.; and B represents a staple whose legs are bent so that the staple is right-angular or L shape, as more clearly shown in Fig. 4. C represents an eyelet of well-known form, adapted for securing the said staple in position.

35 The ticket is punched or otherwise pierced for the reception of the eyelet, the eyelet is inserted, and the horizontal limbs *a* of the staple are placed on the ticket against the projecting part of the eyelet. The eyelet is then clinched, whereby it is clamped to the ticket, and some of its metal is turned or rimmed over the said limb *a* of the staple, thus attaching it to the ticket, the bend of the limbs entering notches *a'* in the rim of the eyelet, so that the right-angular form of the staple is preserved. It will be seen that the staple is securely con-

nected to the ticket without liability of turning, shifting, or displacement. It will also be seen that the staple does not pierce the ticket, 50 and thereby weaken it, and is not liable to work loose, since the eyelet is immovably clinched to the ticket and the staple is clinched by the eyelets. An opening in the ticket is essential; but by my construction such opening is metal-bound by the fastening-eyelet C, 55 so that the wall of said opening and consequently the body of the ticket are straightened. Furthermore, the legs of the staple which are to pierce the fabric or goods commence at the back of the ticket, so that there is a saving of wire in the length of the staples. Again, when the legs are inserted in position and bent laterally for attaching purposes, they are held by the metal rim of the eyelet with- 65 out liability of enlarging the opening in the ticket or tearing loose therefrom. On the side of the ticket A opposite to the staple B, I secure by gumming, &c., a piece of paper, D, or other suitable material, which, however, forming no part of the security of the eyelet or staple, serves as a finish to the ticket and conceals and covers the eyelet.

For shipping or transportation purposes the legs B may be straightened out, so as to lie 75 flat or parallel with the ticket.

Having thus described my invention, what I claim as new, and desire to secure by Letters Patent, is—

1. The tag or ticket, in combination with a 80 notched eyelet and right-angular staple, said eyelet being clinched to the tag or ticket and clinching the head or horizontal limbs of the staple, the angle or bend of the limbs of said right-angular staple resting in the notches of 85 the rim of the eyelet, substantially as and for the purpose set forth.

2. The tag or ticket A, notched eyelet C, right-angular staple B, and covering-piece D, substantially as and for the purpose set forth. 90

H. HOWARD CAUFFMAN.

Witnesses:

JOHN A. WIEDERSHEIM,  
A. P. GRANT.