

(No Model.)

G. J. BOCK.

POCKET FASTENING FOR BILLIARD OR POOL TABLES.

No. 273,447.

Patented Mar. 6, 1883.

Fig. 1.

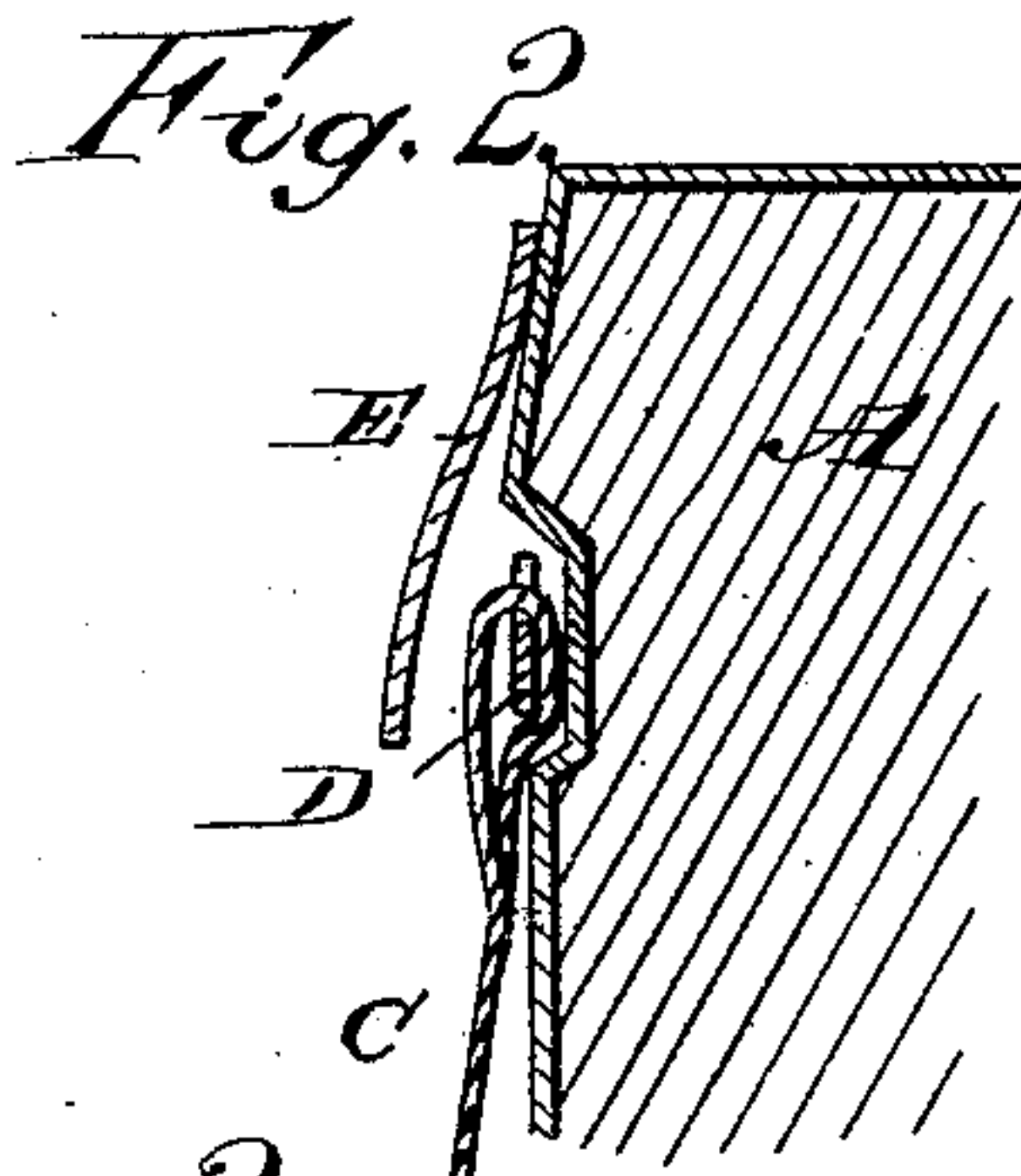
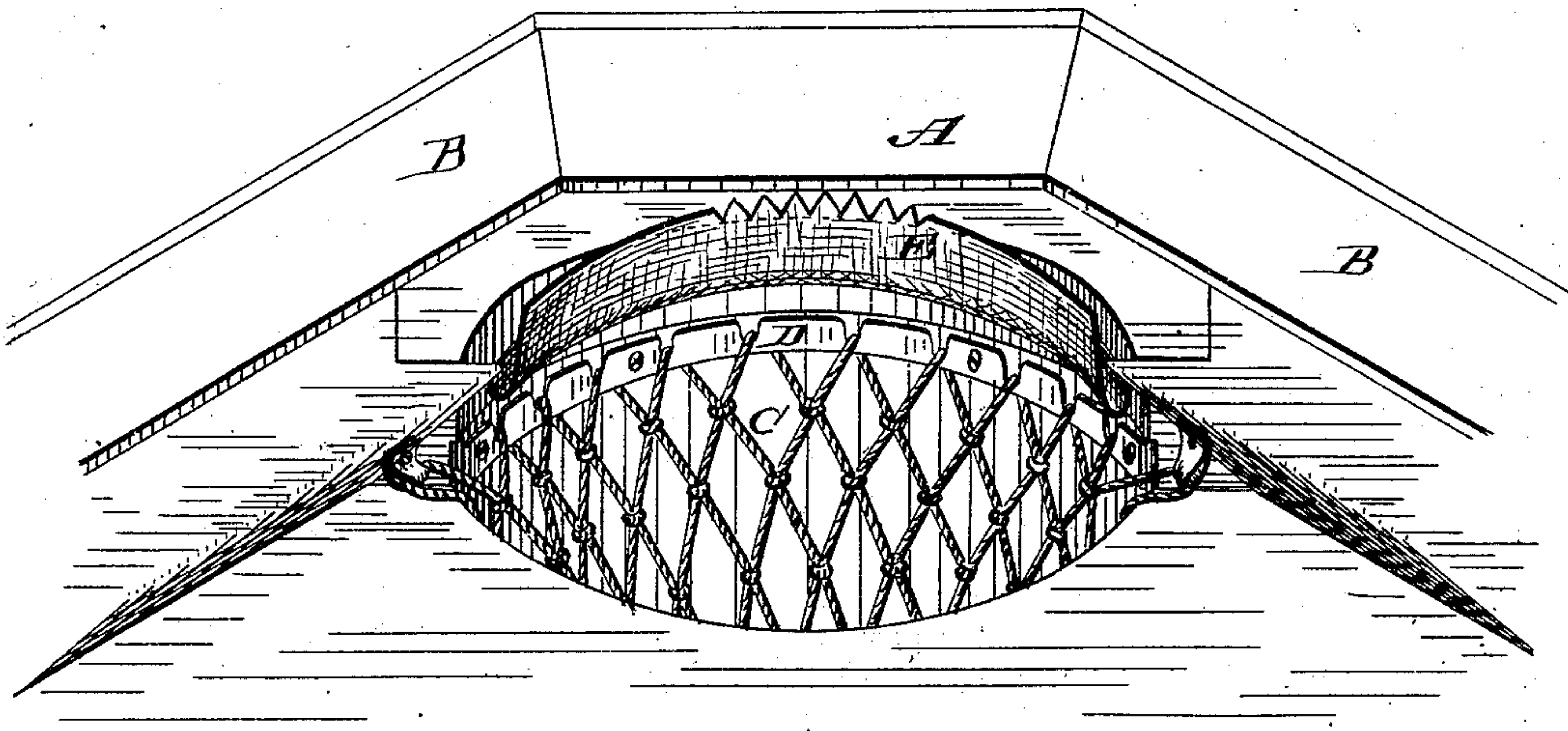
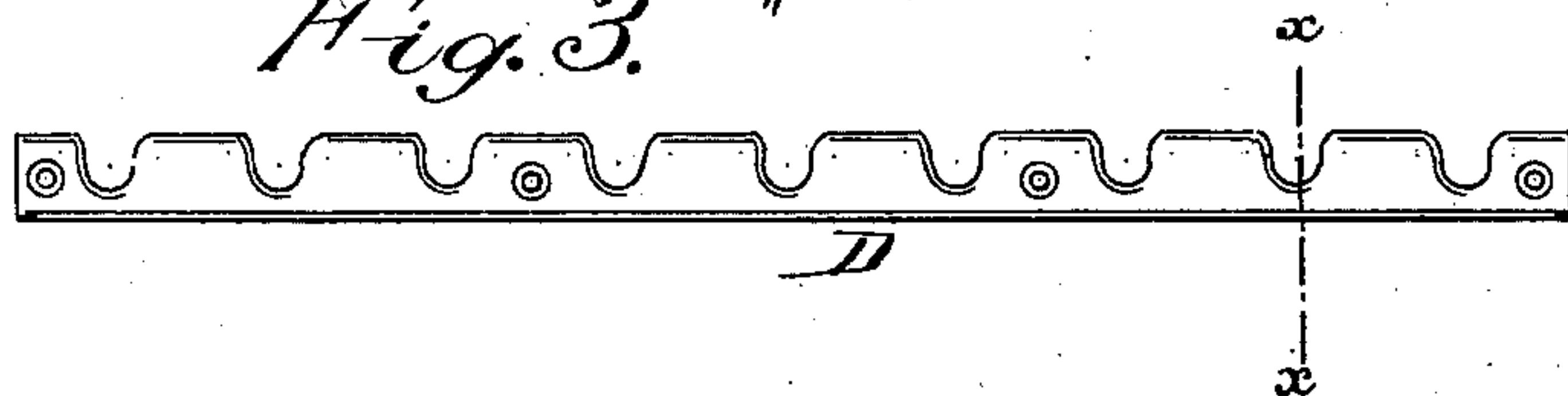


Fig. 3.



WITNESSES:

H. Sawyer
C. Sedgwick

INVENTOR:

G. J. Bock
BY *Munn & Co*
ATTORNEYS.

UNITED STATES PATENT OFFICE.

GEORGE J. BOCK, OF ZANESVILLE, OHIO.

POCKET-FASTENING FOR BILLIARD OR POOL TABLES.

SPECIFICATION forming part of Letters Patent No. 273,447, dated March 6, 1883.

Application filed December 1, 1882. (No model.)

To all whom it may concern:

Be it known that I, GEORGE J. BOCK, of Zanesville, in the county of Muskingum and State of Ohio, have invented a new and Improved Pocket-Fastening for Billiard or Pool Tables, of which the following is a full, clear, and exact description.

Heretofore the netting pockets of billiard or pool tables have been fastened by tacks driven into the pocket-blocks, which is objectionable for the reasons that the tacks cut the meshes of the netting, the tacks are liable to break off, and thus let the netting loose; and in taking off the pockets, as is sometimes necessary, the netting is injured.

My invention consists in the fastening device hereinafter described and claimed, which obviates the difficulties and inconvenience of the fastenings heretofore employed.

Reference is to be had to the accompanying drawings, forming part of this specification, in which similar letters of reference indicate corresponding parts in all the figures.

Figure 1 is a perspective plan view of a corner pocket as applied to a table. Fig. 2 is a transverse section of the pocket-block. Figs. 3, 4, and 5 are detail views of the fasteners.

A is the usual concave pocket-block, attached at the angle between the sides B B of the table; and C is the netting pocket. The netting is attached to block A by the fastening device D, with which the loops or meshes of the netting engage.

The fastener consists of a narrow strip of brass, malleable iron, or other metal, (shown

separately in Figs. 3 and 4,) cut out or scalloped on its upper edge to form hooks or projections, and bent to the curved form of the pocket-block, so as to fit snugly in a groove formed therein. The strip is secured in place by screws after its attachment to the netting. In place of using a strip of metal, the fastener may be formed of wire bent to form hooks, as shown in Fig. 5, to receive the loops of netting. The other side of the pocket is to be fastened to the pocket-irons, as usual.

This fastening device is simple and inexpensive. The pocket is held securely without injury to the material, and can be readily removed and replaced when required.

To cover the fastener and give a finish, a strip, E, of leather or cloth, is attached to the block. In the drawings it is shown as turned up.

Having thus described my invention, what I claim as new, and desire to secure by Letters Patent, is—

1. The pocket-fastening for billiard or pool tables, consisting of a series of metal hooks or projections connected together and attached by screws to the pocket-block, substantially as described.

2. The combination of the fastener D, provided with hooks or projections, with the netting pocket C and block A, substantially as shown and described.

GEORGE J. BOCK.

Witnesses:

A. J. SHEPPARD,
L. F. POWER.