

(No Model.)

S. SCHEUER.

SATCHEL.

No. 273,398.

Patented Mar. 6, 1883.

fig. 1.

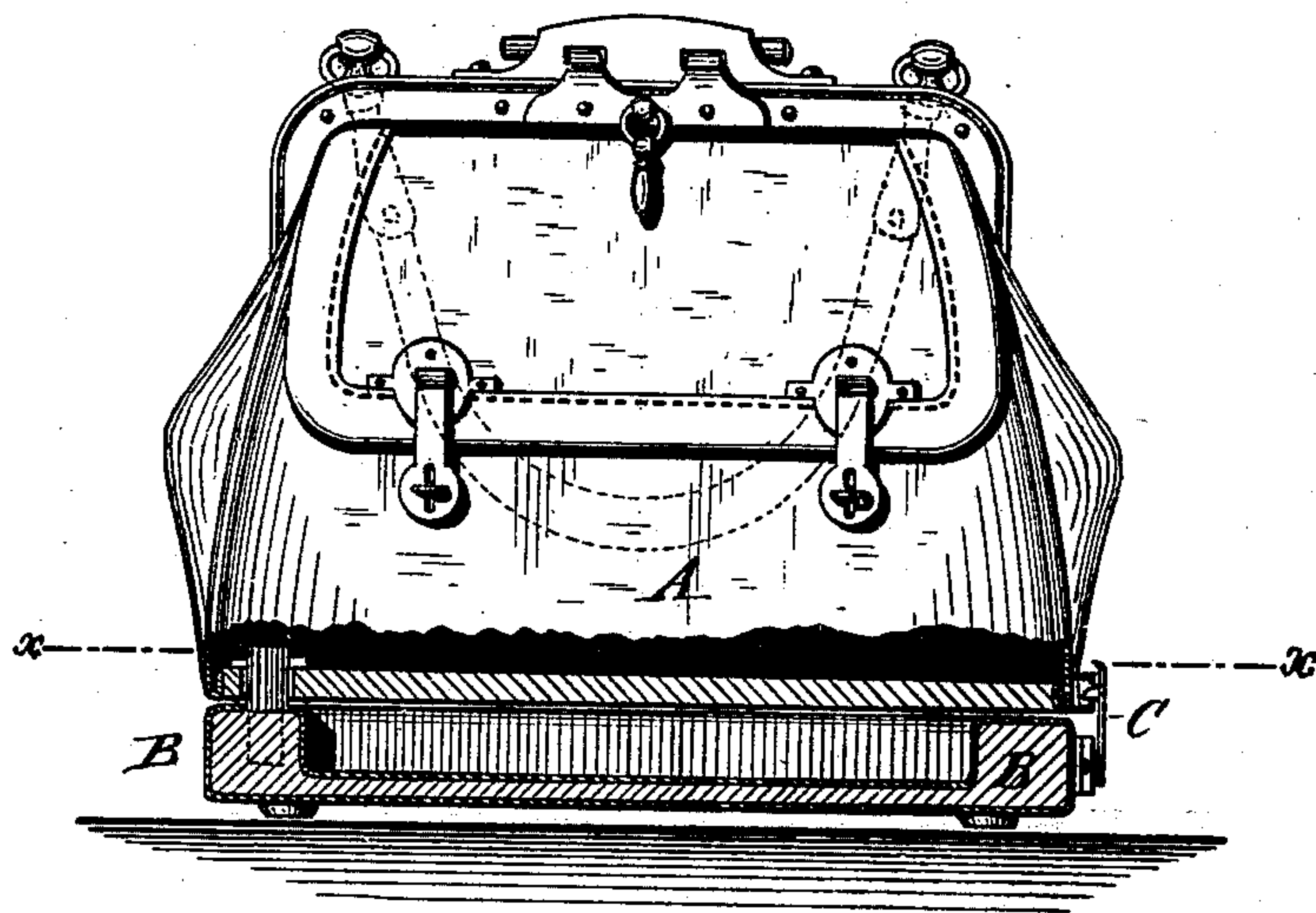


fig. 2.

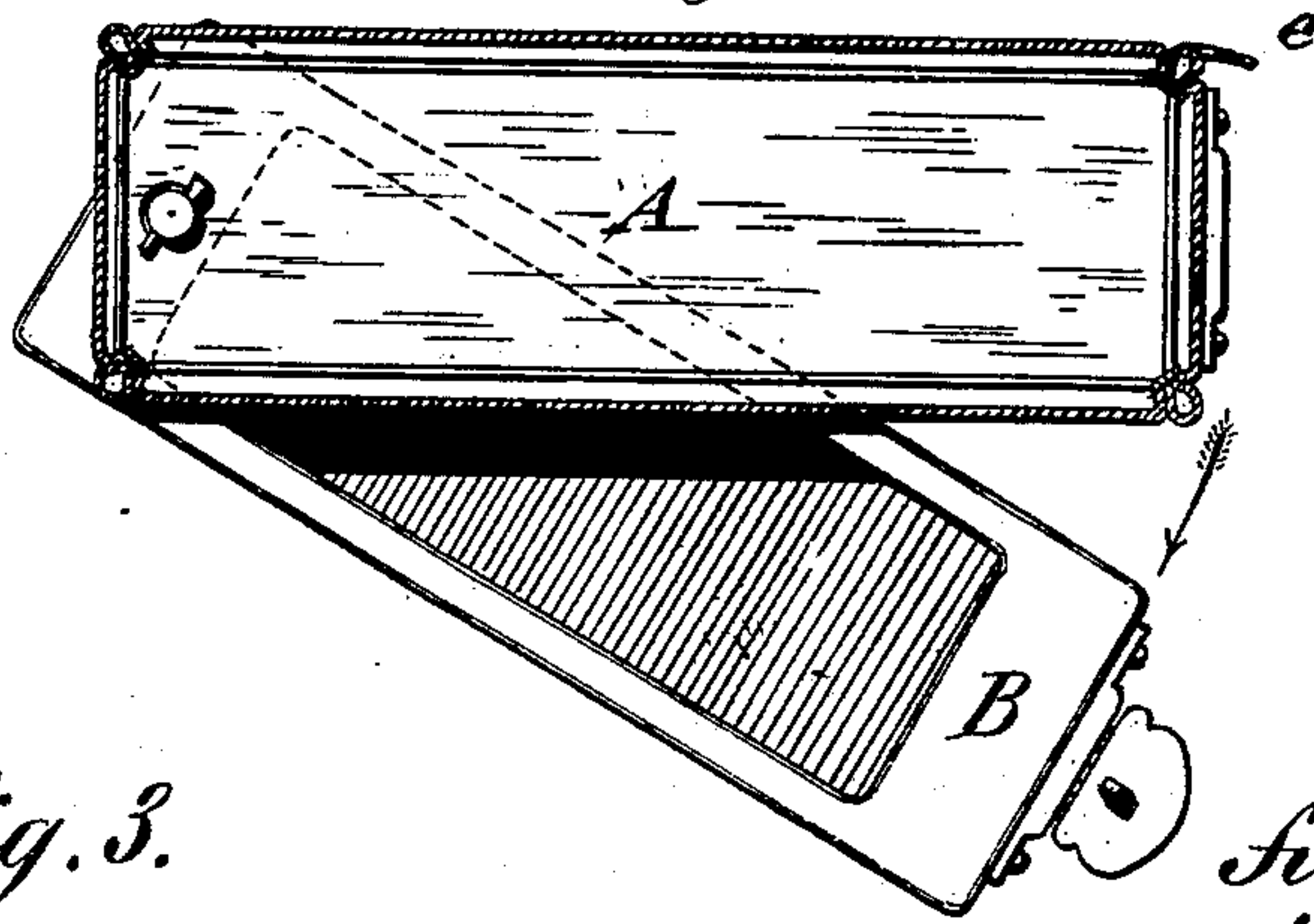


fig. 3.

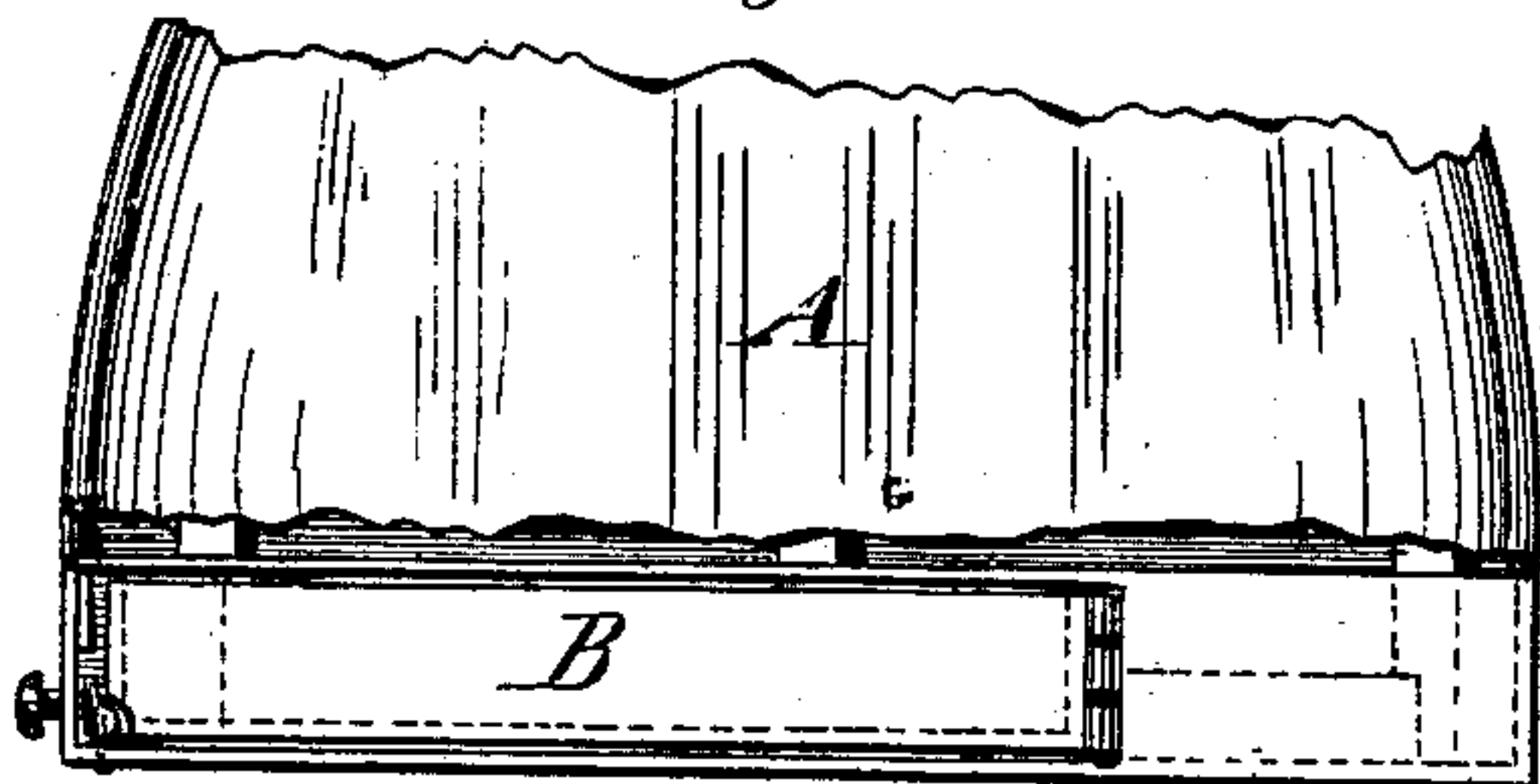
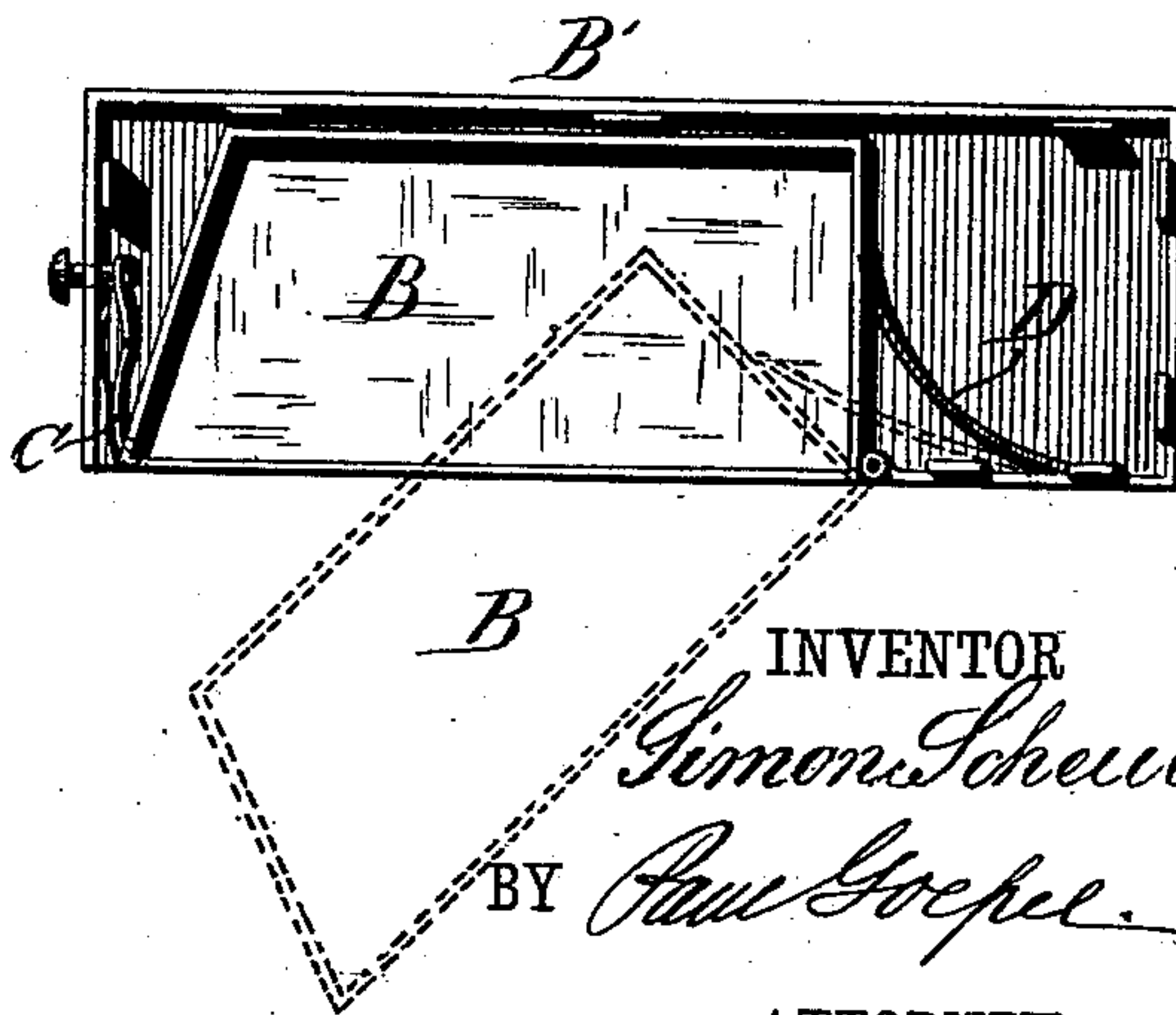


fig. 4.



WITNESSES:

For. H. Rosenbaum.
Otto Risch.

INVENTOR

Simon Scheuer

BY

Paul Goepel

ATTORNEY

UNITED STATES PATENT OFFICE.

SIMON SCHEUER, OF NEW YORK, N. Y.

SACHEL.

SPECIFICATION forming part of Letters Patent No. 273,398, dated March 6, 1883.

Application filed July 25, 1882. (No model.)

To all whom it may concern:

Be it known that I, SIMON SCHEUER, of the city, county, and State of New York, have invented certain new and useful Improvements in Satchels, of which the following is a specification.

This invention has reference to an improved satchel having a separate receptacle at the bottom, which can be conveniently opened independently of the satchel proper; and the invention consists of a satchel having below the bottom thereof a horizontal swiveling receptacle for the storage of smaller articles, and means for securing the receptacle in position.

In the accompanying drawings, Figure 1 represents a side elevation of my improved satchel, partly in section. Fig. 2 is a horizontal section on line *xx*, Fig. 1, shown with the bottom receptacle partly open; and Figs. 3 and 4 are a sectional side view and a plan view of a modified construction of a satchel with bottom receptacle.

Similar letters of reference indicate corresponding parts.

Referring to the drawings, A represents a satchel of any approved size and construction; and B, a storage receptacle of suitable size, which is arranged below the bottom of the satchel. This receptacle B is either pivoted or hinged to the bottom of the satchel, so as to be capable of being thrown in a lateral direction into open position, it being secured to the satchel vertically below the same in closed position by means of a spring-catch or other suitable locking device, C, as shown in Figs. 1 and 4. The entire bottom receptacle, B, may be arranged to be capable of lateral motion, as shown in Fig. 2; or the receptacle may be inclosed within a larger frame, B', and be

acted upon by a spring, D, so as to be thrown out of the bottom frame, as shown in Fig. 4, when released by the spring-catch C, which latter holds the receptacle in position when closed. The receptacle is prevented from swinging in opposite direction by a fixed projecting stop, *e*, (shown in Fig. 2,) or by the inclosing bottom frame, B', (shown in Fig. 4,) so that it can only be opened in one direction, and thereby any accidental dropping of the articles stored therein prevented.

The advantage of a satchel with a separate bottom receptacle is that smaller articles of value may be placed therein, and be readily reached by opening or closing the bottom receptacle.

Having thus described my invention, I claim as new and desire to secure by Letters Patent—

1. A satchel provided with a bottom receptacle separate from the main receptacle, pivoted or hinged to the bottom of the satchel at one end, and adapted to swing in a lateral direction for opening or closing the same, substantially as set forth.

2. A satchel having an independent pivoted bottom receptacle separate from the main receptacle, adapted to swing horizontally for opening or closing, a suitable device for locking said bottom receptacle in closed position, and a stop which prevents the bottom receptacle from opening except in one direction, substantially as specified.

In testimony that I claim the foregoing as my invention I have signed my name in presence of two subscribing witnesses.

SIMON SCHEUER.

Witnesses:

OTTO RISCH,
BENJAMIN STRAUSS.