

(No Model.)

C. D. PAGE.

HOLDER FOR HITCHING STRAPS.

No. 273,300.

Patented Mar. 6, 1883.

Fig. 1.

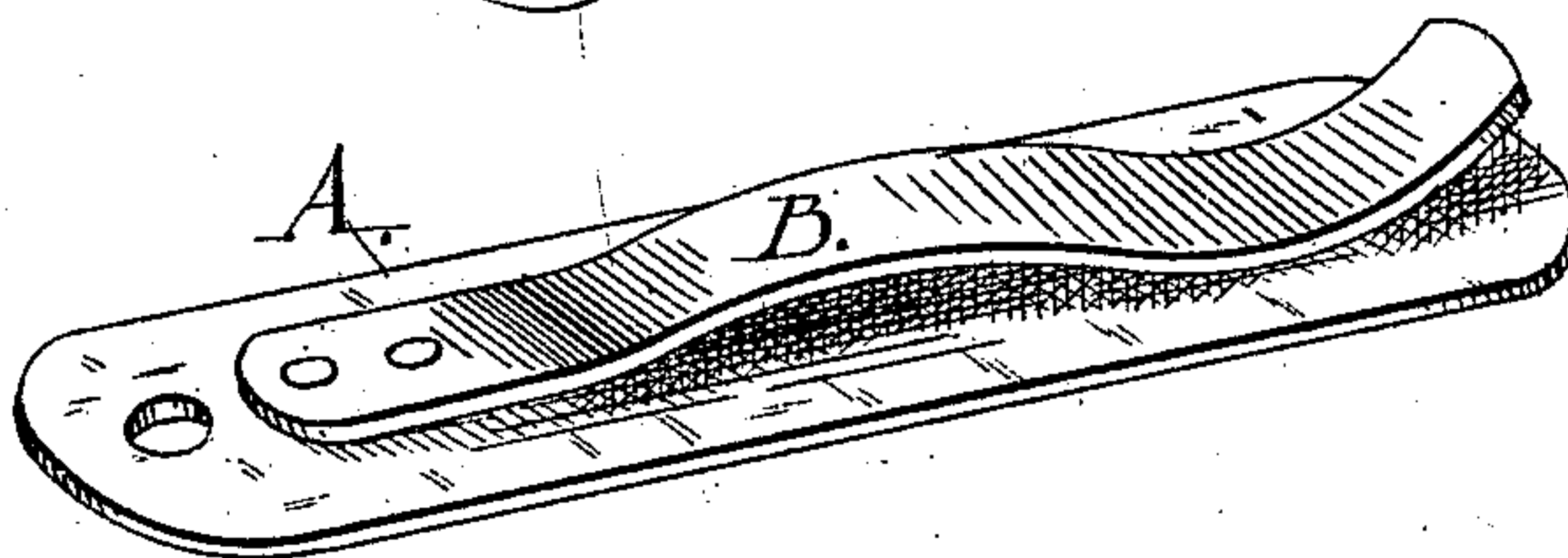


Fig. 2.

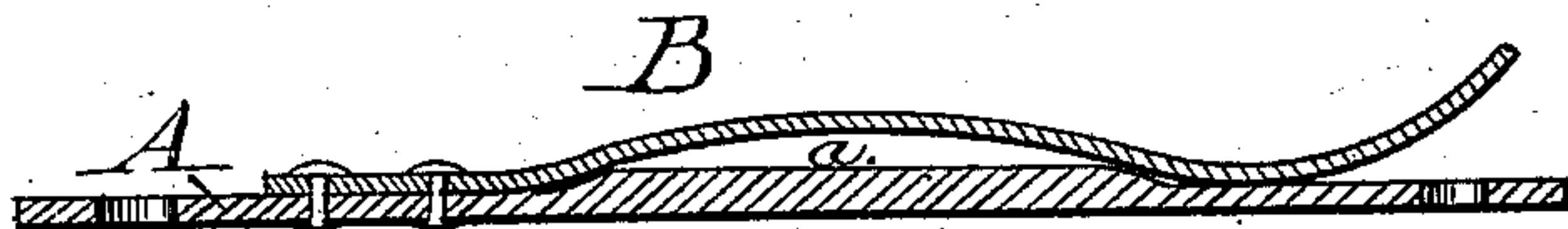



Fig. 3.



Attest;

*Charles Fowler,
H. B. Applewhite,*

Inventor;

*Caleb D. Page
Per attys.*

A. H. Evans & Co

UNITED STATES PATENT OFFICE.

CALEB D. PAGE, OF MORGAN, COLORADO.

HOLDER FOR HITCHING-STRAPS.

SPECIFICATION forming part of Letters Patent No. 273,300, dated March 6, 1883.

Application filed September 20, 1882. (No model.)

To all whom it may concern :

Be it known that I, CALEB D. PAGE, of Morgan, in the county of Weld and State of Colorado, have invented a new and useful Improvement in Hitching-Strap Holders, to be attached to the saddle or any other part of the harness; and I do declare that the following is a true and accurate description thereof, reference being had to the accompanying drawings, making a part of this specification, in which—

Figure 1 is a perspective view of my improved hitching-strap holder. Fig. 2 is a longitudinal section of the same. Fig. 3 is a perspective view of the base-plate with the spring-plate removed.

The object of this invention is to construct a device which will hold the loose end of the hitching-strap and obviate the necessity of tying it in the terret or other rings, and it is designed to be attached to the saddle or any other convenient part of the harness; and my invention consists of the combination of devices hereinafter described and claimed, and is an improvement on my application allowed August 12, 1882.

To enable others skilled in the art to make and use my invention, I will proceed to describe the exact manner in which I have carried it out.

In the drawings, A represents the base-plate,

which is secured at any convenient place on the harness, and is provided with the longitudinal central rib, *a*, as shown in Fig. 3. Secured to this base-plate is the flat holding-spring B, rigidly fastened at its lower end only and bearing with its upper curved end against the base-plate A, as shown in Fig. 2, just at the upper point of the rib *a*. The hitching-strap is readily slipped down between the base-plate A and the flat spring B, when they will be securely pressed against the rib *a* and held in position.

I am aware that spring-plates bearing against base-plates in hitching-strap holders are not broadly new, nor do I claim such as my invention.

Having thus explained my invention, what I claim as new, and desire to secure by Letters Patent, is—

In a hitching-strap holder, the base-plate A, provided with the central longitudinal rib, *a*, in combination with the flat spring B, rigidly secured to the bottom of the plate, substantially as and for the purpose set forth.

CALEB D. PAGE.

Witnesses :

ALLEN M. GHOST,
M. J. LORRAINE.