

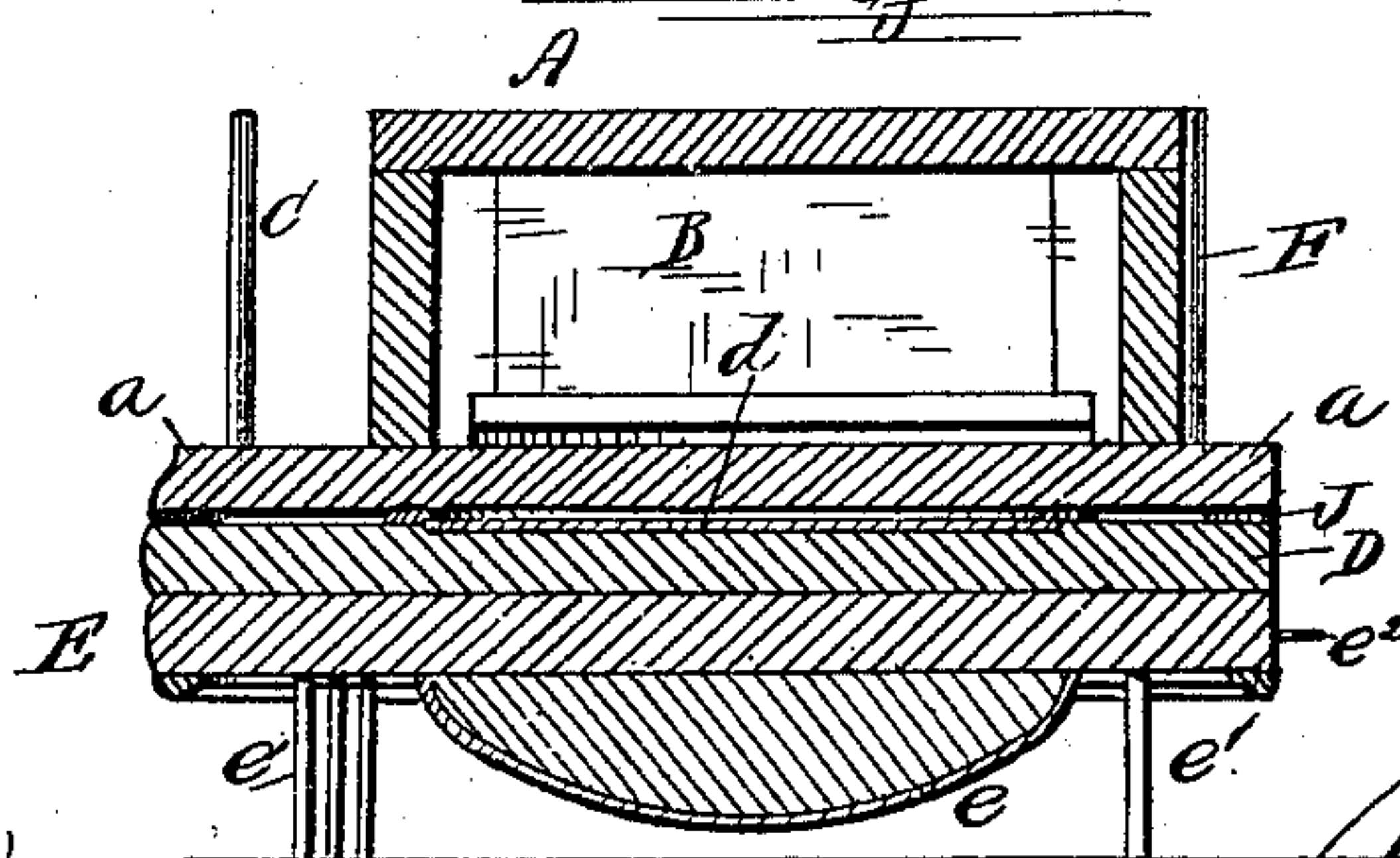
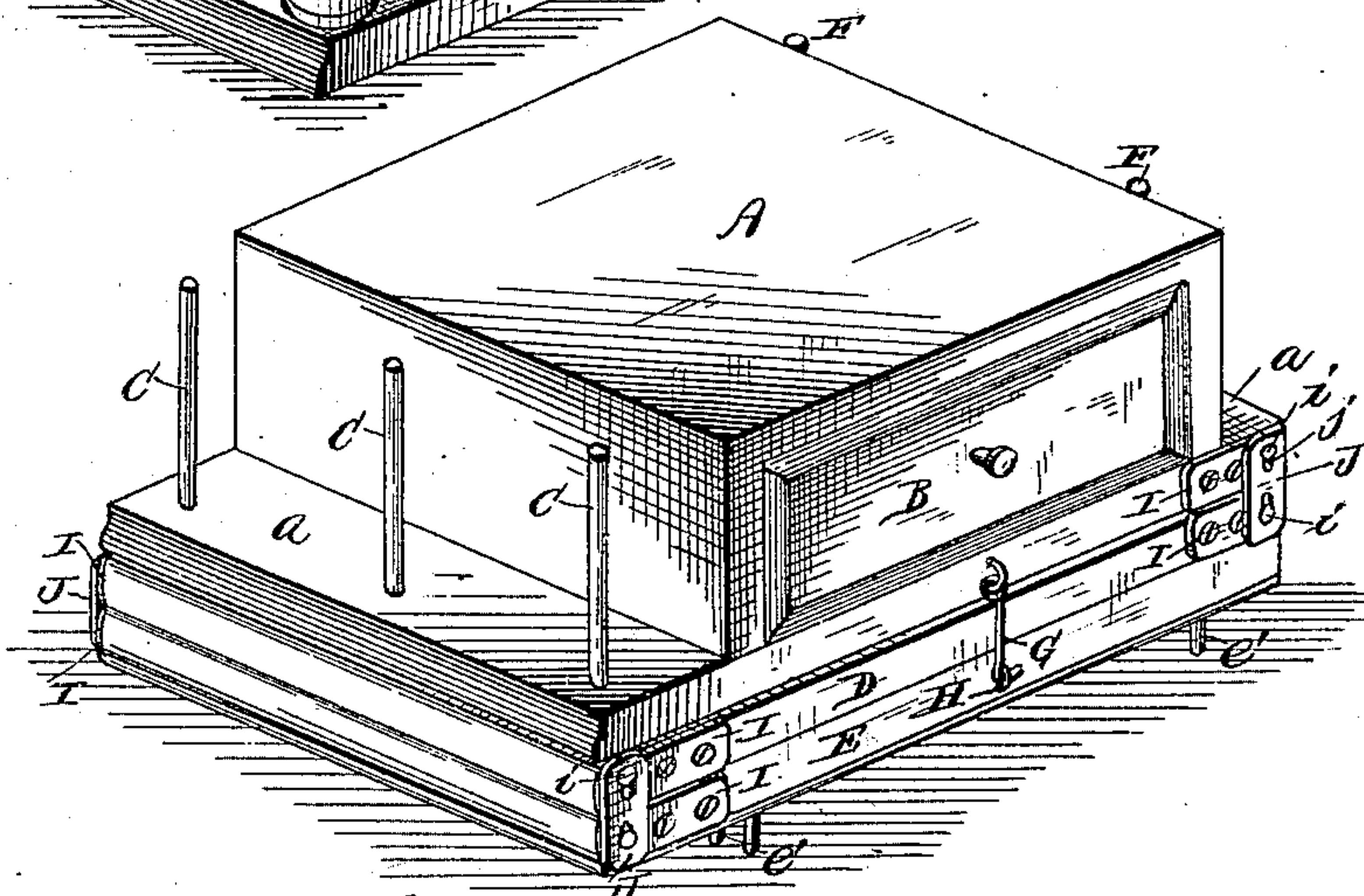
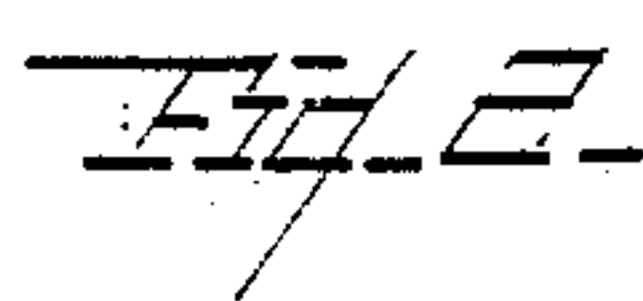
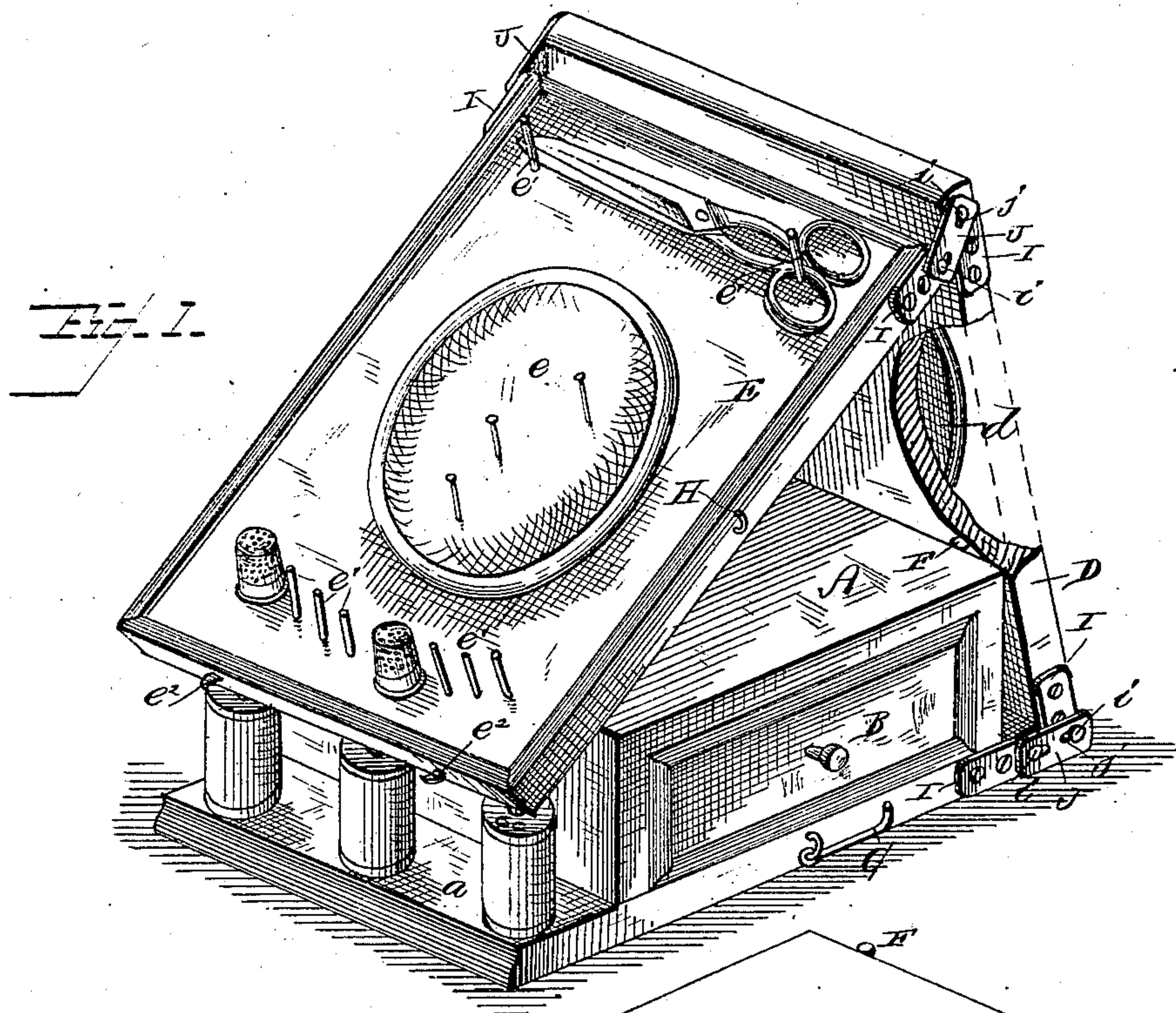
(No Model.)

J. ROTHSCHILD.

## SEWING AND DRESSING CASE.

No. 272,981.

Patented Feb. 27, 1883.



*WITNESSES*

F. L. Ourand.

J. R. Sittell

*INVENTOR*

J. Rothschild  
by C. Snow & Co.  
Attorneys.



# UNITED STATES PATENT OFFICE.

JOSEPH ROTHSCHILD, OF GREENVILLE, OHIO.

## SEWING AND DRESSING CASE.

SPECIFICATION forming part of Letters Patent No. 272,981, dated February 27, 1883.

Application filed November 25, 1882. (No model.)

*To all whom it may concern:*

Be it known that I, JOSEPH ROTHSCHILD, a citizen of the United States, residing at Greenville, in the county of Darke and State of Ohio, have invented a new and useful Sewing and Dressing Case, of which the following is a specification, reference being had to the accompanying drawings.

This invention relates to ladies' combined sewing and dressing cases, and has for its object to provide a simple, inexpensive, ornamental, and efficient device possessing a superior and convenient arrangement of parts.

In the drawings, Figure 1 is a perspective view of my improved sewing and dressing case in position for use. Fig. 2 is a perspective view of the same folded up when out of use. Fig. 3 is a vertical longitudinal sectional view of the case when folded.

Referring to the drawings, A designates a box or casing having one or more drawers, B, for containing thread, pins, needles, brushes, combs, and other sewing and toilet articles. The case A has a horizontal flange, *a*, on each side at the bottom, which flange is preferably formed by extending the bottom of the case, as shown. On one of these flanges, *a*, is arranged a series of vertical pins, C, which serve as spindles for the spools of cotton. To the other flange, *a*, is hinged a tablet or board, D, which carries a mirror, *d*, on its under face. E is another tablet or board, which is hinged to the free edge of tablet D, and carries on its outer face a pincushion, *e*, a series of projecting pins, *e'*, which latter will serve to support scissors, shears, thimbles, and the like, and thread-cutters, *e''*, on its edge.

When in position for use the tablet D is turned up on its hinges and rests against the top edge of the case A, with the mirror, of course, on the outside, pins F F or a suitable cushion arrangement being provided at the edge of said case to prevent it from being marred by the tablet D. While the mirror-tablet is inclined in this position, the hinged tablet E is inclined over the case A, with its end extending over the spool-pins C.

For convenience in transportation, and when not in use, the tablet D is folded under with its mirror-face against the bottom of the case A, so that the mirror is protected from damage, and the tablet E will be folded under against the tablet D, with its pincushion face on the

outside. The projecting pins *e'* of under tablet, E, will now serve as supports for the case. To retain the tablets D and E in this folded position, the case A is provided with one or more pivoted hooks, G, which are adapted to engage eyes or staples H on the under tablet, E. The hinges at the point of junction of the tablet E with tablet D, and at the junction of the latter tablet with the case A, consist of two plates, I I, one on each of the adjoining parts, and each having a lateral headed lug, *i*, which works in a longitudinally-disposed slot, *j*, in the end of a connecting-plate, J, as shown. This form of hinge allows of free movement of the hinged parts in either direction.

The advantages and operation of my invention will be readily understood and appreciated. Its construction and arrangement of parts is very simple and convenient, and by use of this improved sewing and dressing case economy in time is secured.

I claim as my invention—

1. A sewing and toilet case comprising a box or body and hinged tablets, one or more, carrying sewing or toilet devices, and adapted to be arranged in inclined or other position over and on the body of the case and to be folded under the same, as set forth.

2. The combination, with the box or body having toilet-drawers, of a tablet or board hinged thereto and carrying other like hinged tablets, one or more, said tablets being provided with toilet articles, as set forth.

3. The combination, with the box or casing having horizontal flanges or extensions provided with vertical pins, of a tablet hinged to one of the said extensions and carrying a mirror, and another tablet hinged to the mirror-tablet and carrying a pincushion, as set forth.

4. The combination, with a box or case having the pivoted hooks, of a tablet hinged thereto by the slotted plates working on the lugs, and other like hinged tablets, one or more, the last tablet being provided with eyes to be engaged by the said hooks, as set forth.

In testimony that I claim the foregoing as my own I have hereto affixed my signature in presence of two witnesses.

JOSEPH ROTHSCHILD.

Witnesses:

J. H. MARTIN,  
N. S. FRIZELL.