

(No Model.)

G. M. CRAPON & R. H. PICKETT.

DRAINING CASE FOR BARRELS.

No. 272,415.

Patented Feb. 20, 1883.

Fig. 1.

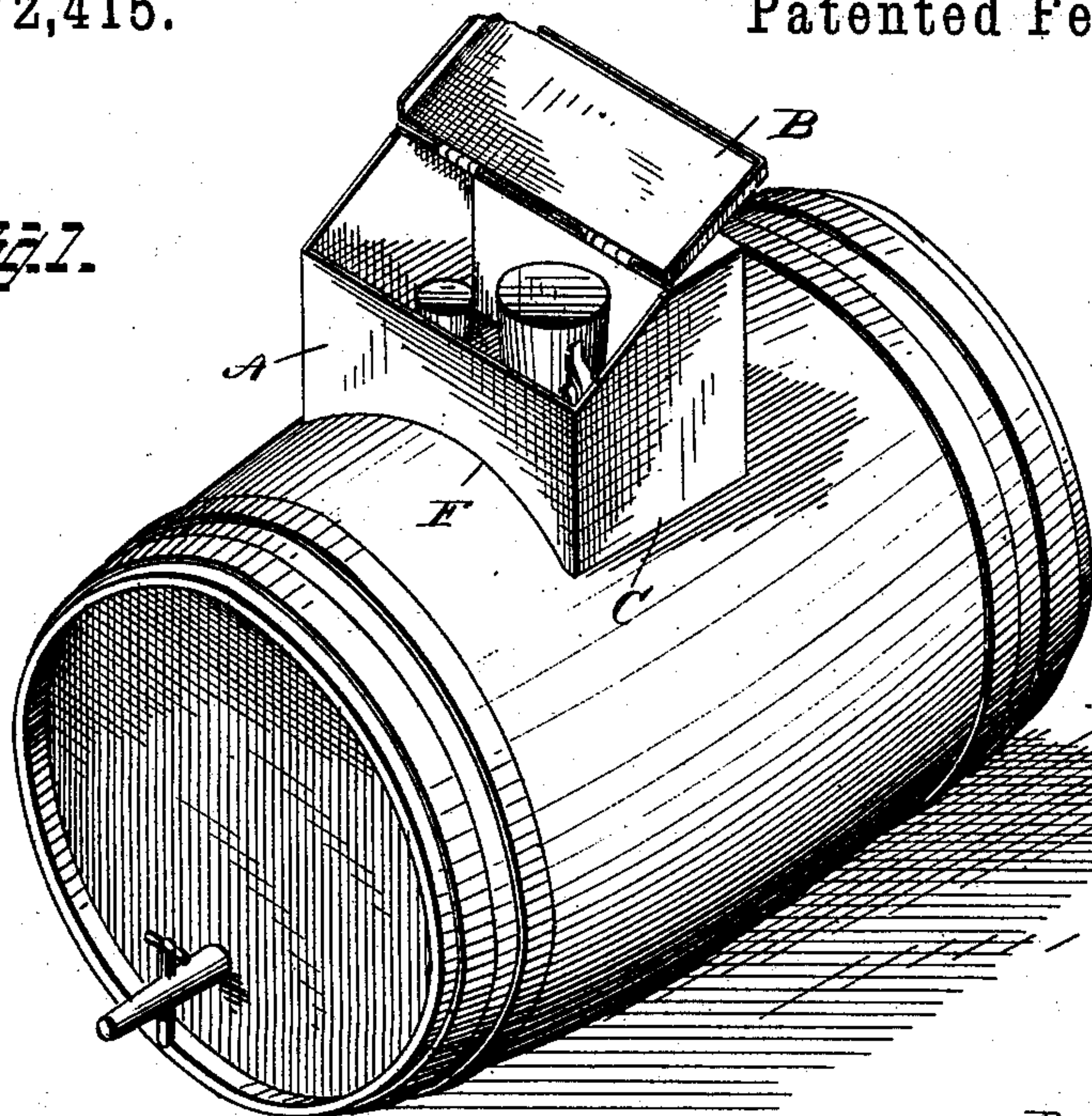


Fig. 2.

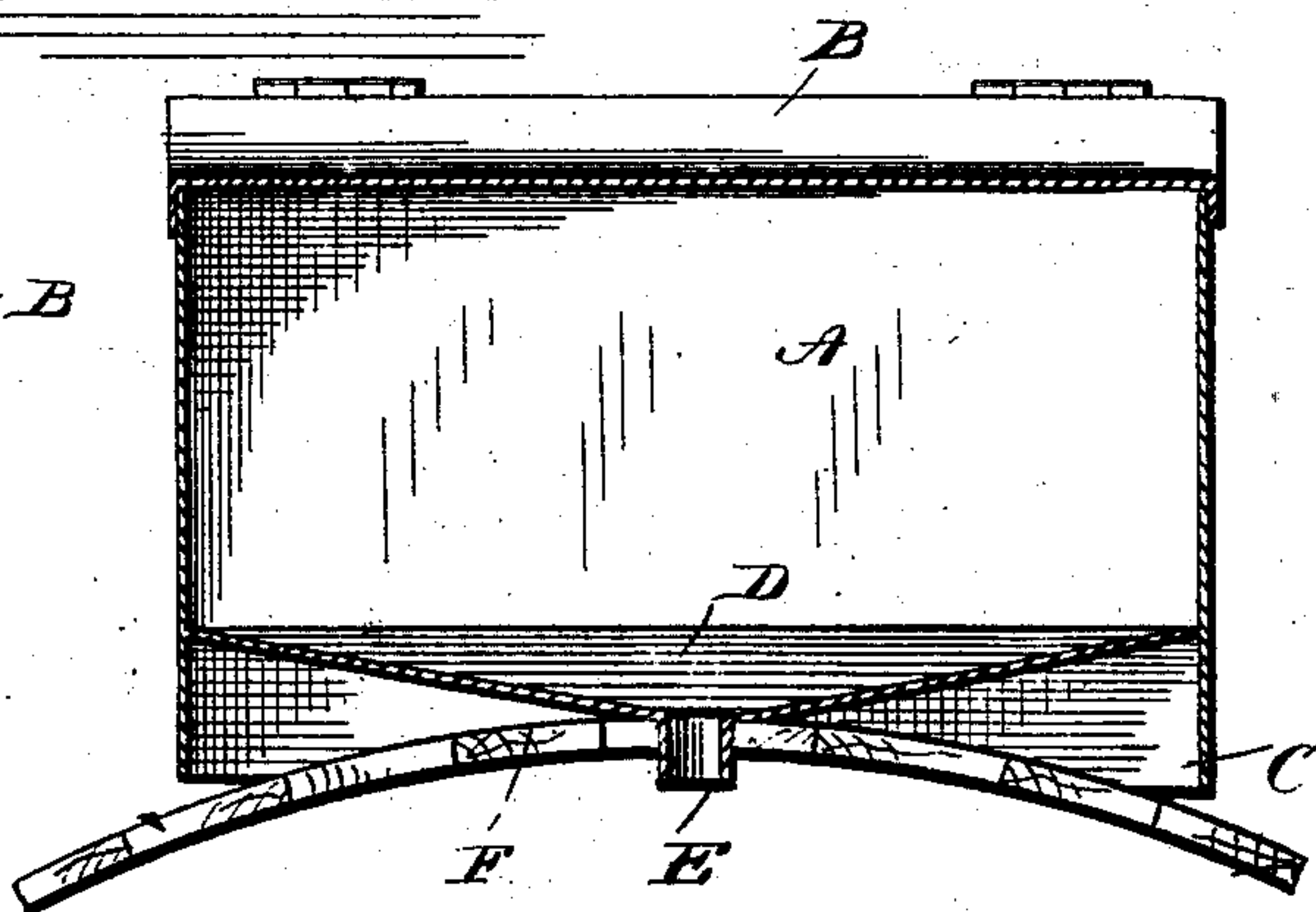


Fig. 3.


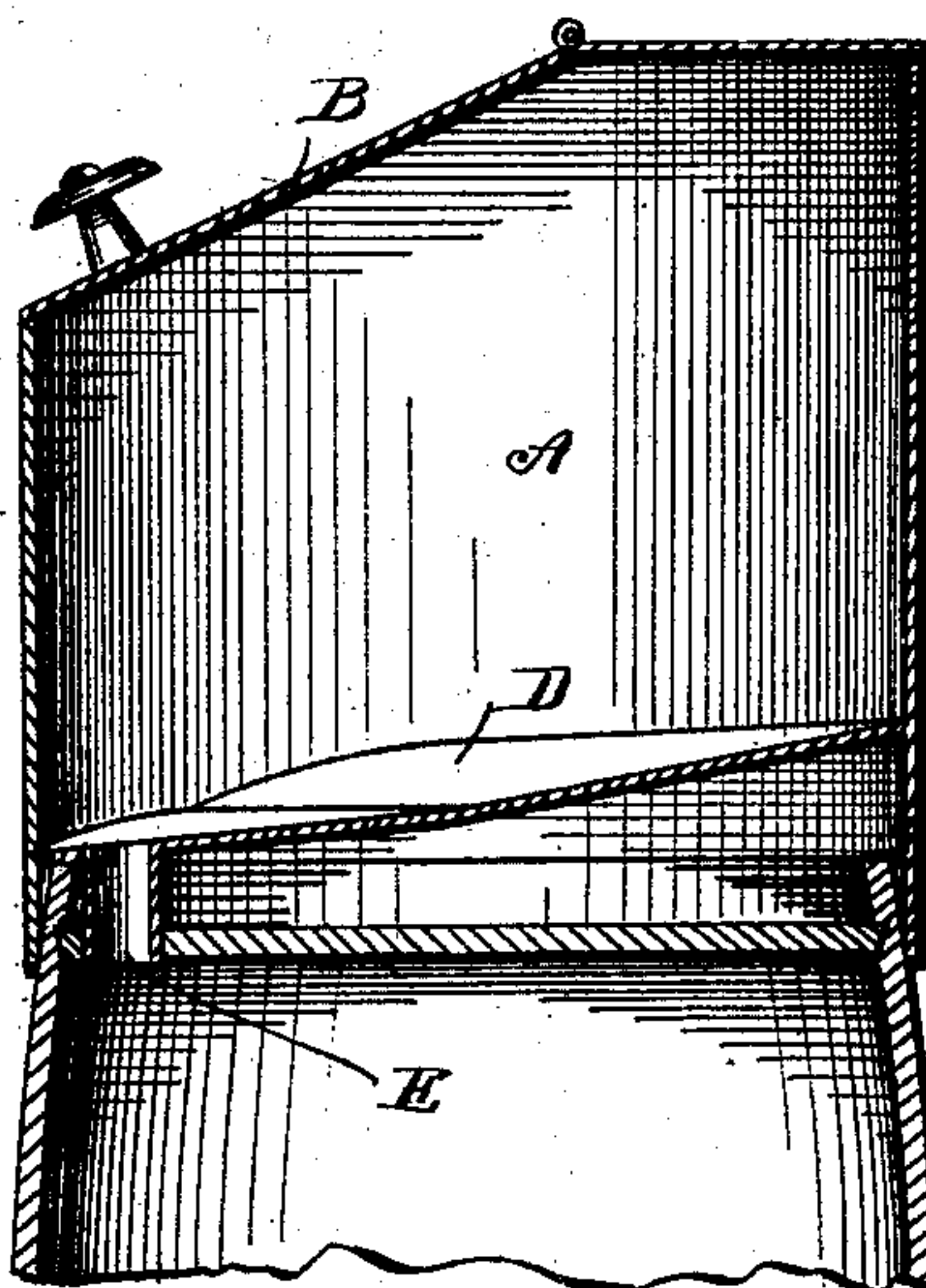


Fig. 4.



WITNESSES

F. L. Ourand  
J. R. Sittell,

INVENTORS  
G. M. Crapon,  
R. H. Pickett  
by Adams & Co.  
Attorneys.



# UNITED STATES PATENT OFFICE.

GEORGE M. CRAPON AND REUBEN H. PICKETT, OF WILMINGTON, N. C.

## DRAINING-CASE FOR BARRELS.

SPECIFICATION forming part of Letters Patent No. 272,415, dated February 20, 1883.

Application filed November 24, 1882. (No model.)

*To all whom it may concern:*

Be it known that we, GEORGE M. CRAPON and REUBEN H. PICKETT, citizens of the United States, residing at Wilmington, in the county of New Hanover and State of North Carolina, have invented a new and useful Draining-Case for Barrels, &c., of which the following is a specification, reference being had to the accompanying drawings.

10 This invention relates to an improved draining-case for barrels and casks, the same consisting of a suitable case or cabinet adapted to be placed upon or over the barrel to contain the measures used for measuring the liquid  
15 contained therein, and having a tube communicating with the interior of the barrel through the bung-hole, in order to permit the drippings to return to the barrel.

20 Our invention consists in the improved construction of the said case or cabinet, which will be hereinafter fully described, and particularly pointed out in the claim.

25 In the drawings hereto annexed, Figure 1 is a perspective view of our improved draining-case adapted to the bilge of a barrel. Fig. 2 is a vertical sectional view of the same. Fig. 3 is a perspective view of the case or cabinet adapted to the top of a barrel, and Fig. 4 is vertical sectional view of the same.

30 The same letters refer to the same parts in all the figures.

35 A in the drawings represents a suitable box or case, constructed of sheet metal or any other material that may be deemed useful for the purpose, and having a hinged top or cover, B. In Figs. 1 and 2 of the drawings I have shown a rectangular box, and in Figs. 3 and 4 a round or cylindrical one, which are best adapted for their respective purposes. In  
40 either case the sides C extend some distance below the bottom D of the box or cabinet. The bottom of the rectangular case is inclined downwardly toward its center, where it is provided with a downwardly-extending tube, E.

The bottom of the cylindrical case is likewise 45 inclined toward the front and provided with a downwardly-extending tube, E. The front and rear sides of the rectangular case are curved, as shown at F, to correspond with the bilge of the barrel upon which the device is 50 intended to be used.

In the case of the cylindrical case it is to be fitted outside the head of the barrel, as clearly shown in Figs. 3 and 4. By this construction we avoid in both cases the necessity of ex- 55 tending the drip-tube E below the sides of the walls, thus making it possible, when the device for any reason is lifted off, to place it directly upon the floor without injury to the said draining-tube; nor does the latter pro- 60 ject into the liquid contained in the barrel, thereby exposing it to rust and corrosion.

The operation and advantages of our invention will be readily understood. It is simple and inexpensive, and it not only provides a 65 convenient place where measures may be kept, but also keeps the measures clean and free from dust and prevents waste by causing the drippings to drain back into the barrel through the tube E, which extends down through the 70 bung-hole of the barrel.

We claim as our invention, and desire to secure by Letters Patent of the United States—

A draining-case for barrels, consisting of a suitable case or cabinet having a hinged cover 75 and downwardly-inclined bottom, provided at its lowest point with a downwardly-extending drip-tube, terminating on a level with or above the lower edges of the sides of said case, which are extended below the bottom, as set forth. 80

In testimony that we claim the foregoing as our own we have hereto affixed our signatures in presence of two witnesses.

GEORGE M. CRAPON.  
REUBEN H. PICKETT.

Witnesses:

PRESTON CUMMINGS,  
W. P. OLDHAM.