

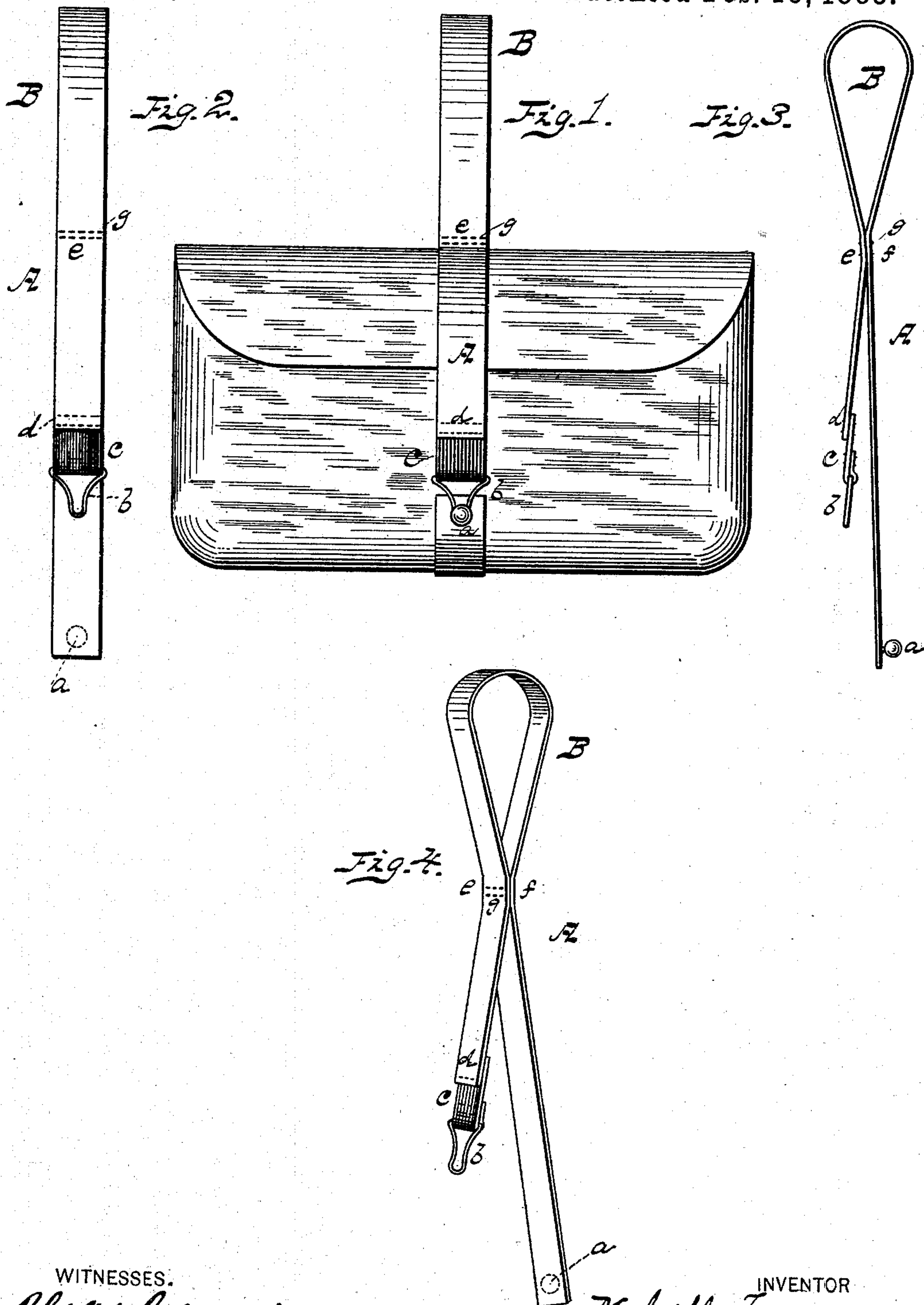
(No Model.)

2 Sheets—Sheet 1.

M. LINDSAY.  
PARCEL CARRIER.

No. 272,067.

Patented Feb. 13, 1883.



WITNESSES:  
*Philip Masi.*  
*Thomel of Black*

INVENTOR  
*Melville Lindsay.*  
*By Wm. B. Bates & Co.*  
ATTORNEYS.

(No Model.)

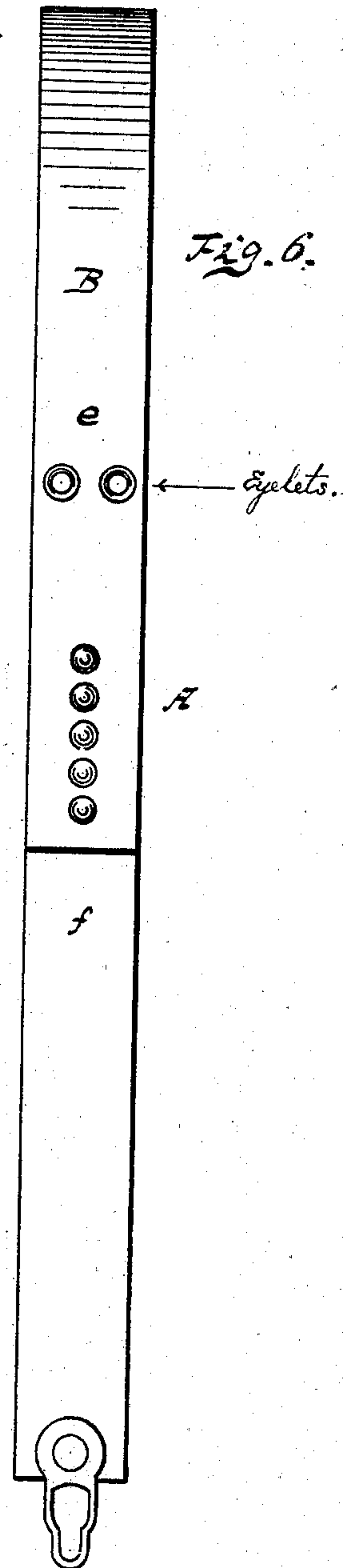
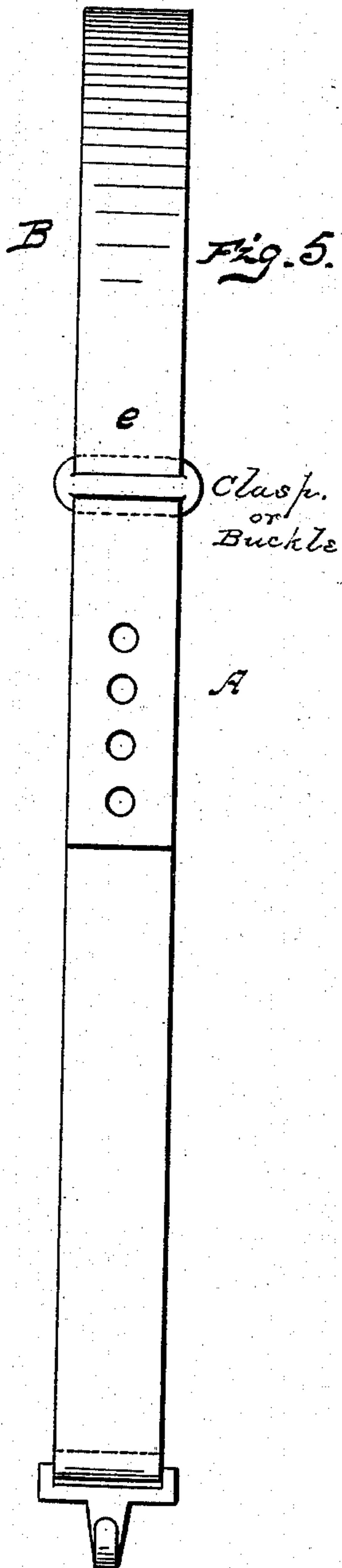
2 Sheets—Sheet 2.

M. LINDSAY.

PARCEL CARRIER.

No. 272,067.

Patented Feb. 13, 1883.



WITNESSES  
*Philip A. Massi.*  
*Frank T. Montague*

INVENTOR.  
*Melville Lindsay*  
*By Wm. B. Bates & Co.*  
*Attys* ATTORNEYS.



# UNITED STATES PATENT OFFICE.

MELVILLE LINDSAY, OF EAST ORANGE, NEW JERSEY.

## PARCEL-CARRIER.

SPECIFICATION forming part of Letters Patent No. 272,067, dated February 13, 1883.

Application filed November 21, 1882. (No model.)

*To all whom it may concern:*

Be it known that I, MELVILLE LINDSAY, a citizen of the United States of America, residing at East Orange, in the county of Essex and State of New Jersey, have invented certain new and useful Improvements in Parcel-Carriers, of which the following is a specification, reference being had therein to the accompanying drawings.

This invention has relation to improvements in that class of devices known as "parcel carriers and holders;" and it consists in the construction and novel arrangement of the same, as will be hereinafter more fully explained.

The annexed drawings, to which reference is made, fully illustrate my invention, in which—

Figure 1 represents my device attached to a "pocket" or parcel. Fig. 2 is a side view of the same detached from the parcel. Fig. 3 is an edge view of my parcel-carrier. Fig. 4 is a perspective view, and Figs. 5 and 6 are views of the same in modified form.

The letter A designates a strap constructed of cloth, leather, or any suitable material, and provided at one end with a button, *a*, and at the other end with a wire loop, *b*, which has secured thereto an elastic strip, *c*, that is stitched to the strap at *d*.

B indicates the handle of the strap, and by means of which the parcel may be carried. It is formed into a loop by bringing the two parts *e* and *f* together and fastening the same, as shown in the drawings at *g*.

It will be observed from the above description and by reference to the drawings that I construct a parcel-carrying strap and handle in one piece, and by means of the wire loop

and button the device is easily and quickly applied and detached from the article to which it may be applied. At the same time the elastic permits said strap to accommodate itself to different sizes of parcels.

It will be seen that in Figs. 5 and 6, which show my device in modified form, the strap in Fig. 5 shows a buckle or clasp for securing the two parts of said strap, while Fig. 6 shows same secured together with eyelets.

This device will be very useful when applied to pockets for carrying wearing-apparel, and the strap may be stitched to the pocket or apparel, as may be desired. If so stitched, the strap is not liable to be mislaid or lost. At the same time the device is simple in construction, easily applied and detached from the article, and cheap to manufacture.

Having described my invention; what I claim, and desire to secure by Letters Patent, is—

1. In a parcel-carrying strap, the strap A, having the loop to form a handle, by means of stitching the parts to one another, as described, and provided on one end with the elastic strip *c* and wire loop *b* and on the other end with a button, substantially as described, and for the purpose set forth.

2. In a strap for carrying parcels, the combination of the loop or handle B, elastic strip *c*, wire loop *b*, and button *a*, as described, and for the purpose specified.

In testimony whereof I affix my signature in presence of two witnesses.

MELVILLE LINDSAY.

Witnesses:

ELOISE LINDSAY,  
JOHN D. TOPPIN.