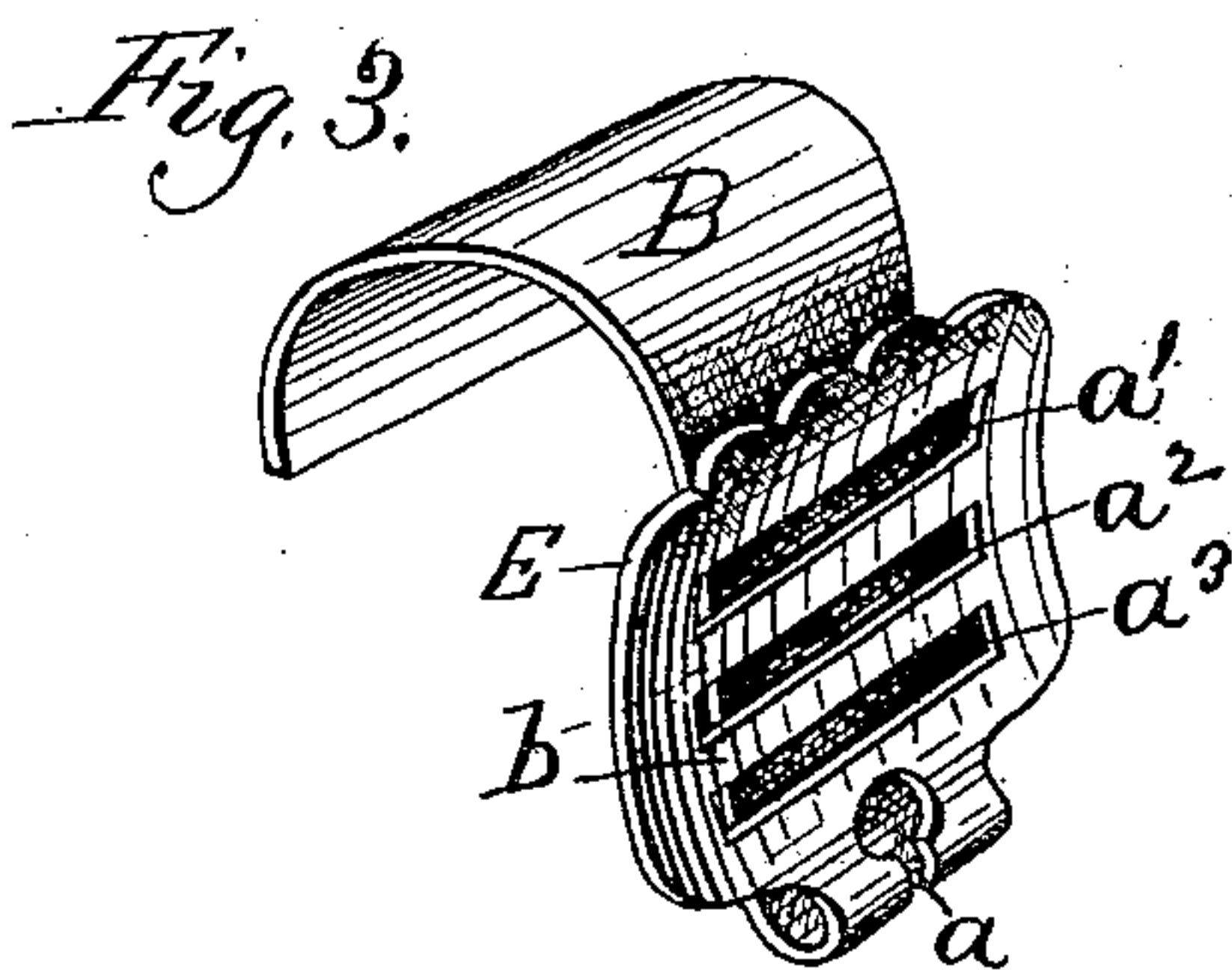
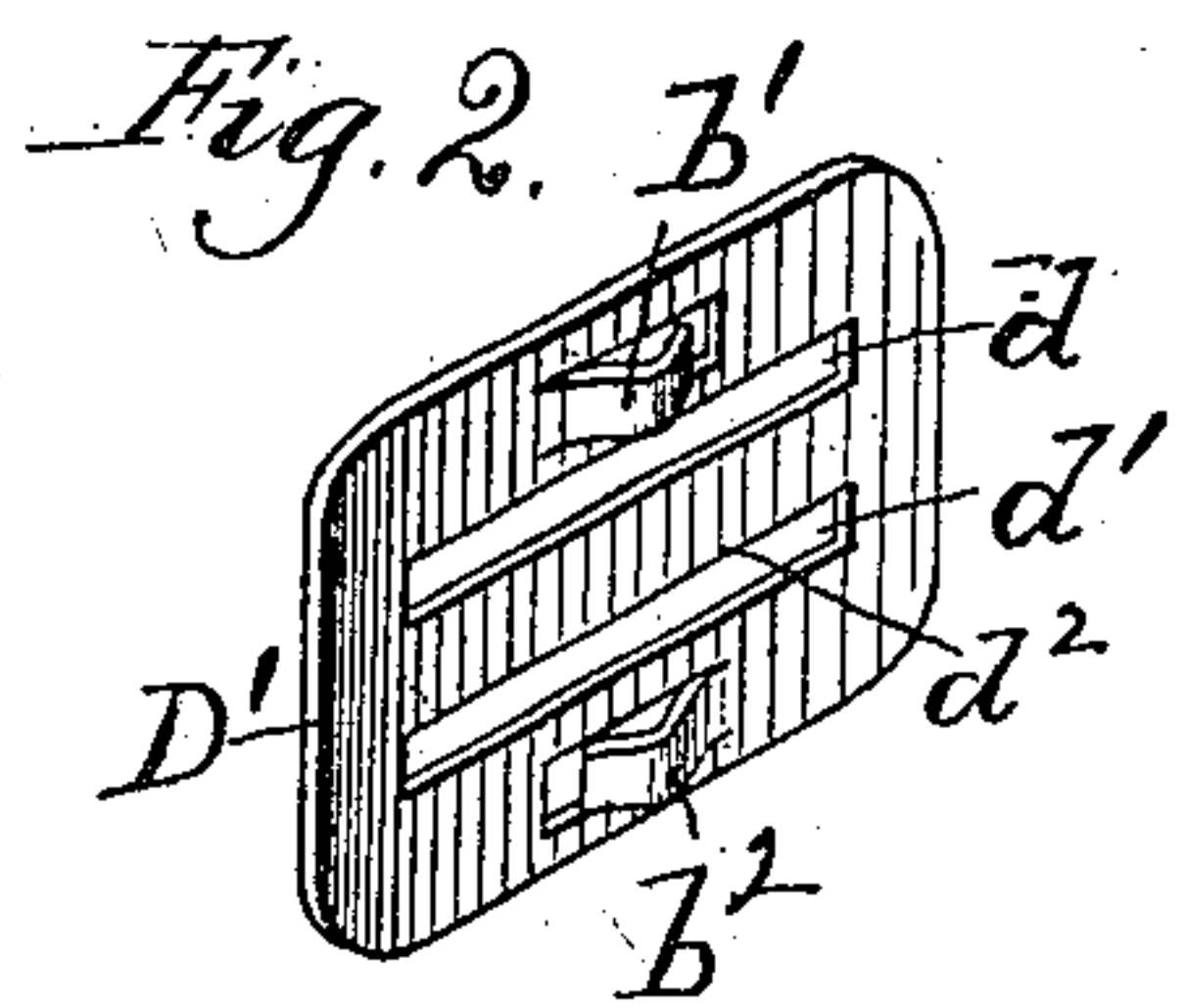
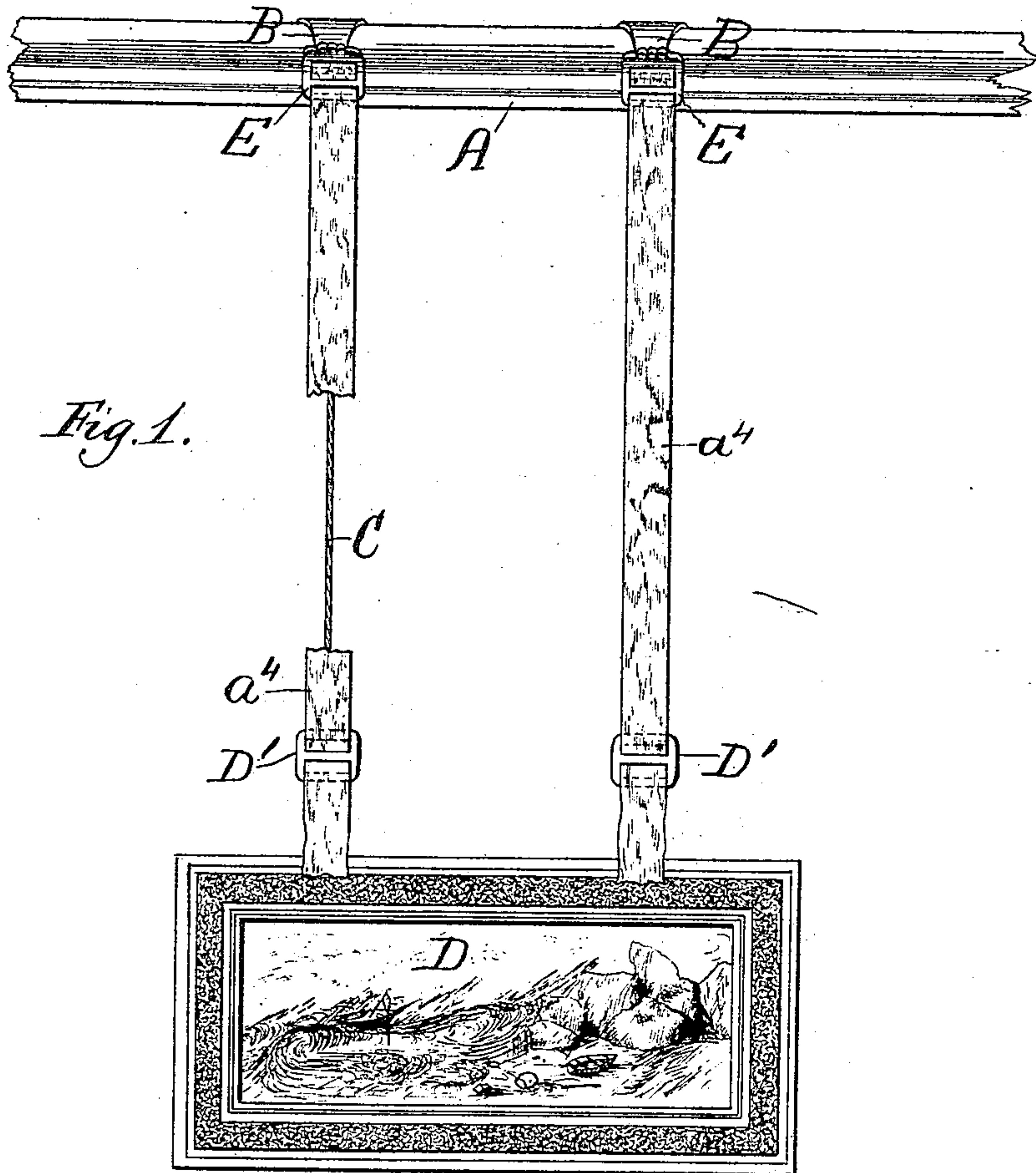


(No Model.)

A. KLUGE.
PICTURE HANGER.

No. 271,715.

Patented Feb. 6, 1883.



WITNESSES—
C. E. Gaylord.
F. B. Townsend.

INVENTOR—
Alex. Kluge
By G. B. Coupland & Co.
attys

UNITED STATES PATENT OFFICE.

ALEXANDER KLUGE, OF CHICAGO, ILLINOIS.

PICTURE-HANGER.

SPECIFICATION forming part of Letters Patent No. 271,715, dated February 6, 1883.

Application filed September 20, 1882. (No model.)

To all whom it may concern:

Be it known that I, ALEXANDER KLUGE, of Chicago, county of Cook, and State of Illinois, have invented certain new and useful Improvements in a Picture-Hanger, of which the following is a full, clear, and exact description of the invention, that will enable others skilled in the art to which it appertains to make and use the same, reference being had to the accompanying drawings and letters of reference marked thereon, forming a part of this specification.

This invention relates to an improved hook and ornamental device for hanging pictures, as will be hereinafter more fully set forth.

Figure 1 is a front view embodying my improved features; Fig. 2, a back view of the adjusting clip or buckle, and Fig. 3 a perspective of the picture-hook proper.

Referring to the drawings, A represents the molding; B, the picture-hook; C, the supporting-cord, and D the picture.

The hook or hooks B are of the form shown in Fig. 3 of the drawings, the upper end being curved so as to engage with the molding A, while the lower end is bent outward and upward to form the buckle E, which is an integral part of the hook. The slot *a* is enlarged at one end for the insertion of the knotted end of the suspending-cord. The rectangular slots *a'* *a*² *a*³ are for the reception of the upper end of the ornamental ribbon or strip of fabric *a*⁴, which is rove in and out through the rectangular slots, and is retained in place by the bars *b*.

The adjustable clip or buckle D' is of the form shown in Fig. 2 of the drawings. The

tongues or springs *b'* *b*² are cut out of the stock forming the clip, one end being detached and bent outward to inclose and engage with the suspending-cord, whereby the same is retained in relation thereto, and may be moved up or down as required. The rectangular slots *d* *d'* provide for the reception of the lower end of the ribbon *a*⁴, the bar *d*² serving to clamp and retain the buckle or clip to any point to which it may be adjusted. By this arrangement the cord or wire used in suspending the picture may be covered and hid from view by any ornamental design or color.

Having thus described my invention, what I claim, and desire to secure by Letters Patent, is—

1. A picture-hook having the upper end curved to form a hook, while the lower end is enlarged, bent outward and upward to form the buckle E, substantially as and for the purpose set forth.

2. The combination, with the suspending cord or cords C, of the hook B, provided with the buckle end E, and the ribbon or band *a*⁴, substantially as described.

3. The combination, with the adjustable clip D', provided with the tongue-pieces *b'* *b*² and rectangular slots *d* *d'*, of the suspending cord or cords C, the hook B, and the ornamental ribbon or band *a*⁴, substantially as described.

4. The combination of the hook, the cord or cords C, the adjustable clip D', and the ribbon or band *a*⁴, substantially as described.

ALEXANDER KLUGE.

Witnesses:

LOUIS HELLMAN,
L. B. COUPLAND.