

(No Model.)

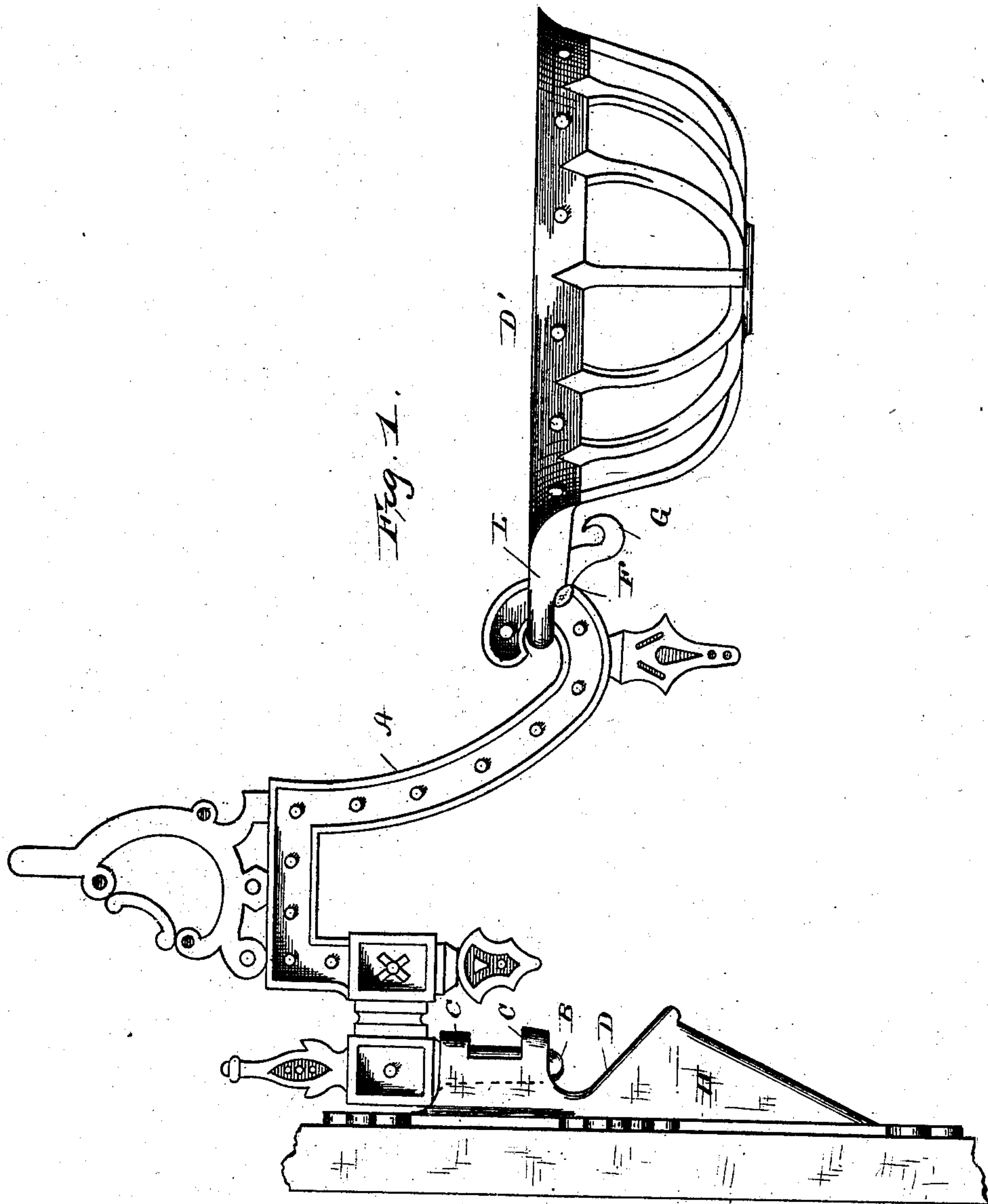
2 Sheets—Sheet 1.

J. SIMPSON.

LAMP BRACKET AND MATCH BOX COMBINED.

No. 268,952.

Patented Dec. 12, 1882.



Witnesses,
Edwin L. Yewell
J. J. McCarthy.

Inventor,
Joseph Simpson.
By C. M. Alexander,
Attorney.

(No Model.)

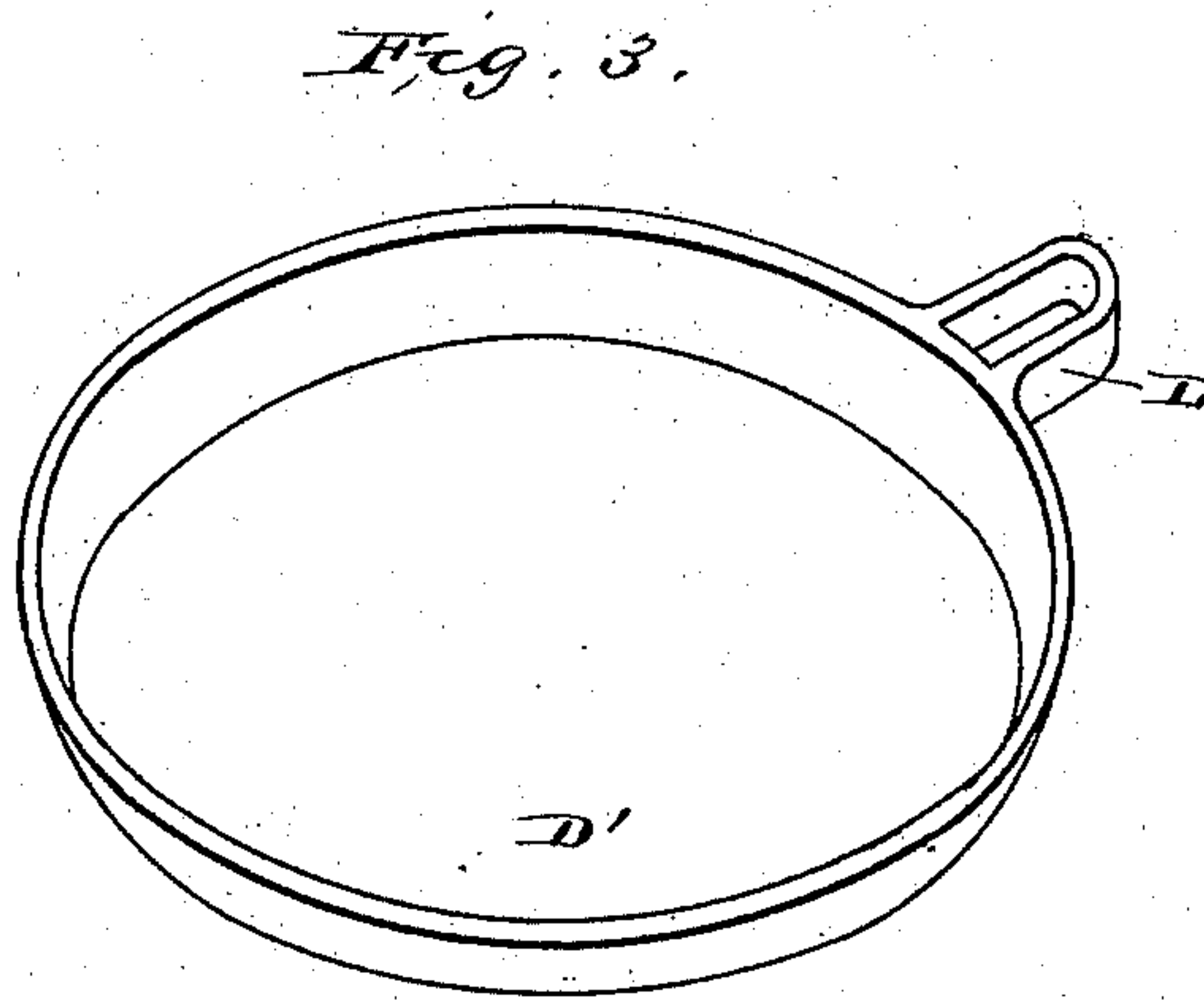
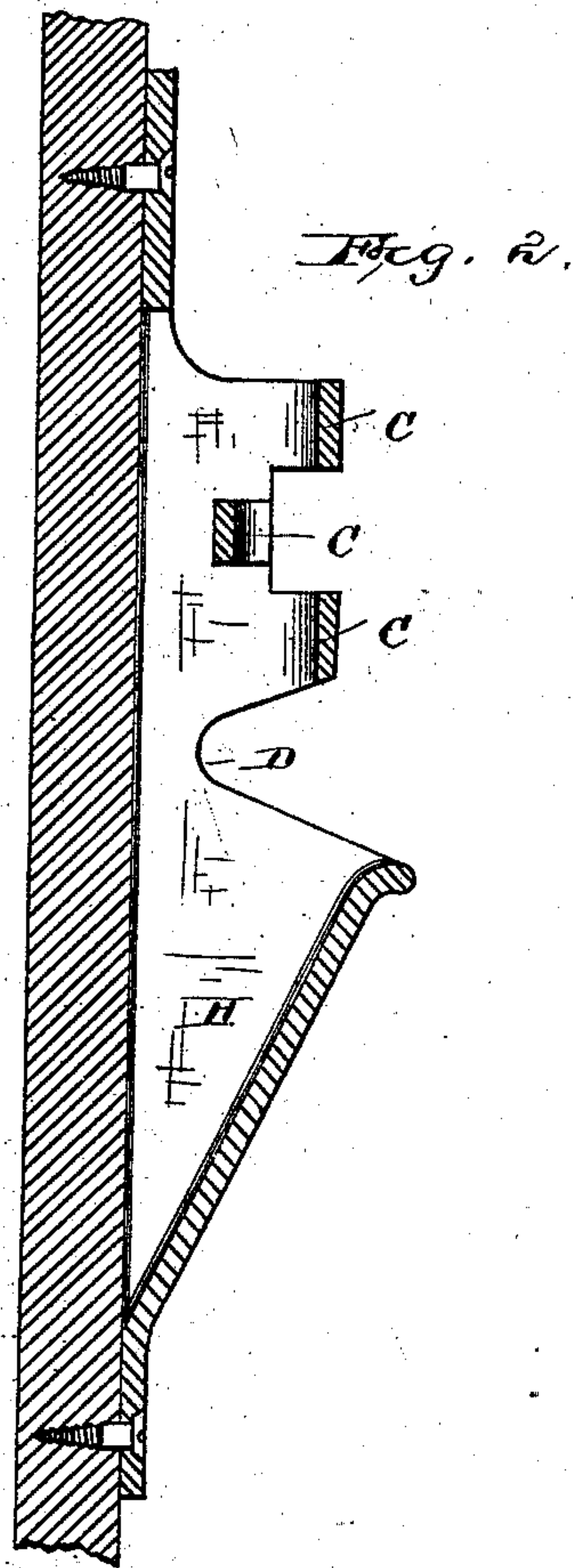
2 Sheets—Sheet 2.

J. SIMPSON.

LAMP BRACKET AND MATCH BOX COMBINED.

No. 268,952.

Patented Dec. 12, 1882.



Witnesses,
Edmund L. Yewell,
J. J. M. & Carthy.

Inventor,
Joseph Simpson,
By C. M. Alexander,
Attorney.

UNITED STATES PATENT OFFICE.

JOSEPH SIMPSON, OF COLUMBUS, OHIO.

LAMP-BRACKET AND MATCH-BOX COMBINED.

SPECIFICATION forming part of Letters Patent No. 268,952, dated December 12, 1882.

Application filed March 15, 1882. (No model.)

To all whom it may concern:

Be it known that I, JOSEPH SIMPSON, of Columbus, in the county of Franklin, and in the State of Ohio, have invented certain new and useful Improvements in Lamp-Brackets; and I do hereby declare that the following is a full, clear, and exact description thereof, reference being had to the accompanying drawings, and to the letters of reference marked thereon, making a part of this specification.

This invention has for its object to provide an improved bracket, which may be employed to support a lamp, a suspended flower-basket, or other article, as more fully hereinafter specified. This object I attain by the means illustrated in the accompanying drawings, in which—

Figure 1 represents a side elevation of my improved bracket complete, with the lamp-holding ring or basket; Fig. 2, a vertical sectional view of the bracket-support and match-box; and Fig. 3, a perspective view of a flower-pot holder or ring detached, which is adapted to be employed in connection with my improved bracket.

The letter A indicates my improved bracket, which is provided at one end with a pintle, B, adapted to set in suitable bearings, C, in the support D, which may be attached to a wall by means of screws or otherwise. The free end of the bracket is curved upward, as shown, forming a hook to which the ring or basket D' may be attached, the bracket being provided with lugs F on each side to support the ring or basket.

The letter G indicates a hook formed on the bracket, from which may be suspended a flower-basket or other article.

The bracket-support is made of cast metal,

with a receptacle, H, for matches, and with bearings for the pintle of the bracket.

It will be perceived that the bracket as thus constructed is adapted to hold a ring or basket for a lamp, or a support for a flower-pot or other article, and that it may also be employed without such ring or support to support various ornamental articles—such as flower-baskets, bird cages, and the like.

The bracket-support is attached to a wall or other article by means of screws or other fastening devices, the face of the wall forming one side of the match-receptacle.

It is evident that the bracket may be made of any configuration or design without departing from the spirit of my invention.

The ring or basket is provided with a lug, L, which is formed with a suitable aperture in order that it may be attached to the hooked or curved end of the bracket, as indicated in Fig. 1 of the drawings.

Having thus described my invention, what I claim, and desire to secure by Letters Patent, is—

In combination with the support D, provided with pintle-bearings C C C, constructed as described, the bracket A, having a pintle, B, adapted to set in said pintle-bearings, and provided with hooks at the ends, and with lugs at each side, adapted to support the rings and baskets, substantially as herein specified.

In testimony whereof I affix my signature, in presence of two witnesses, this 10th day of March, 1882.

JOSEPH SIMPSON.

Witnesses:

GEO. S. ARTZ,

DAVID C. WELLING.