

(No Model.)

A. RILEY.
PICTURE HOOK.

No. 267,459.

Patented Nov. 14, 1882.

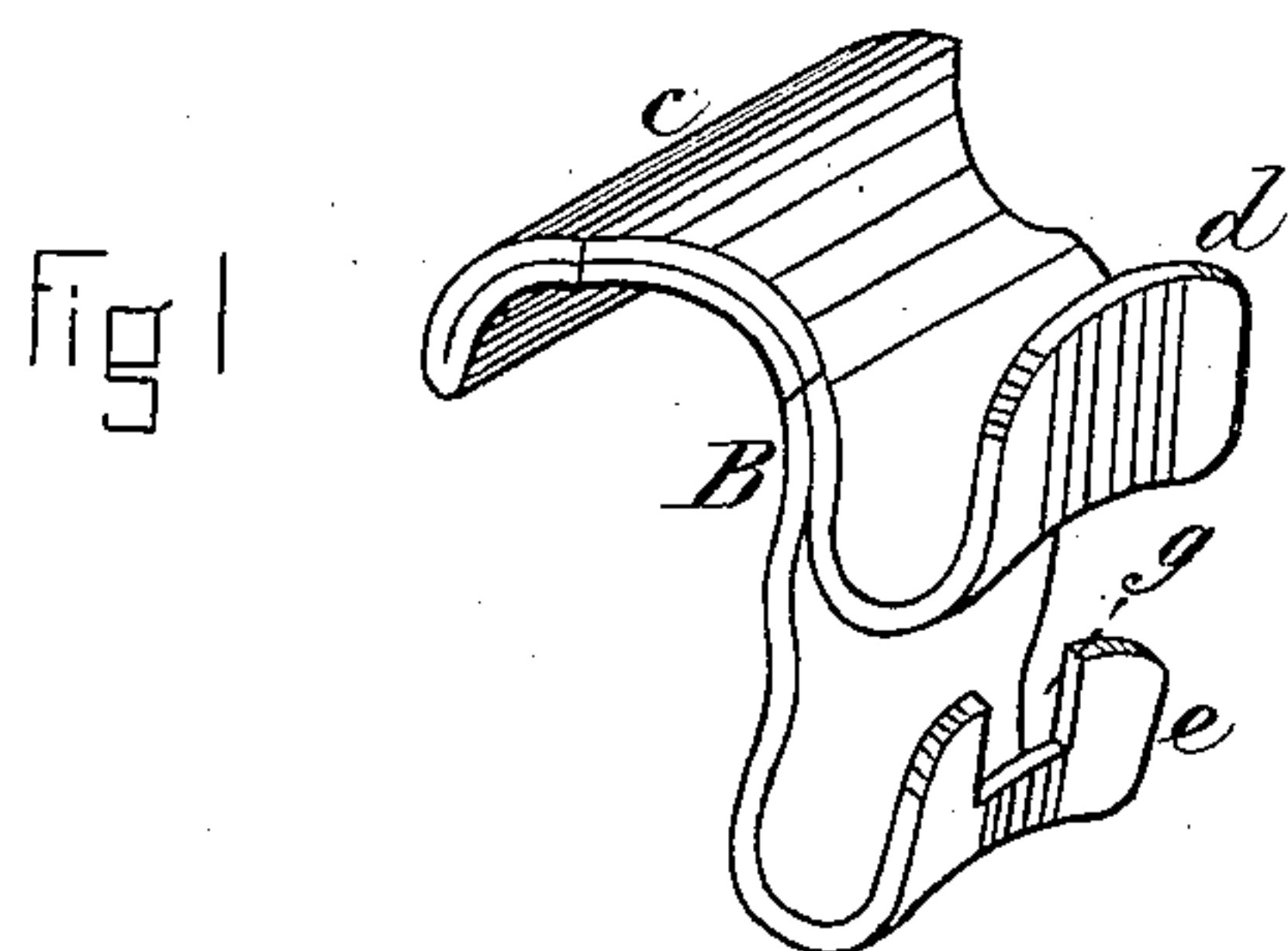


Fig 2

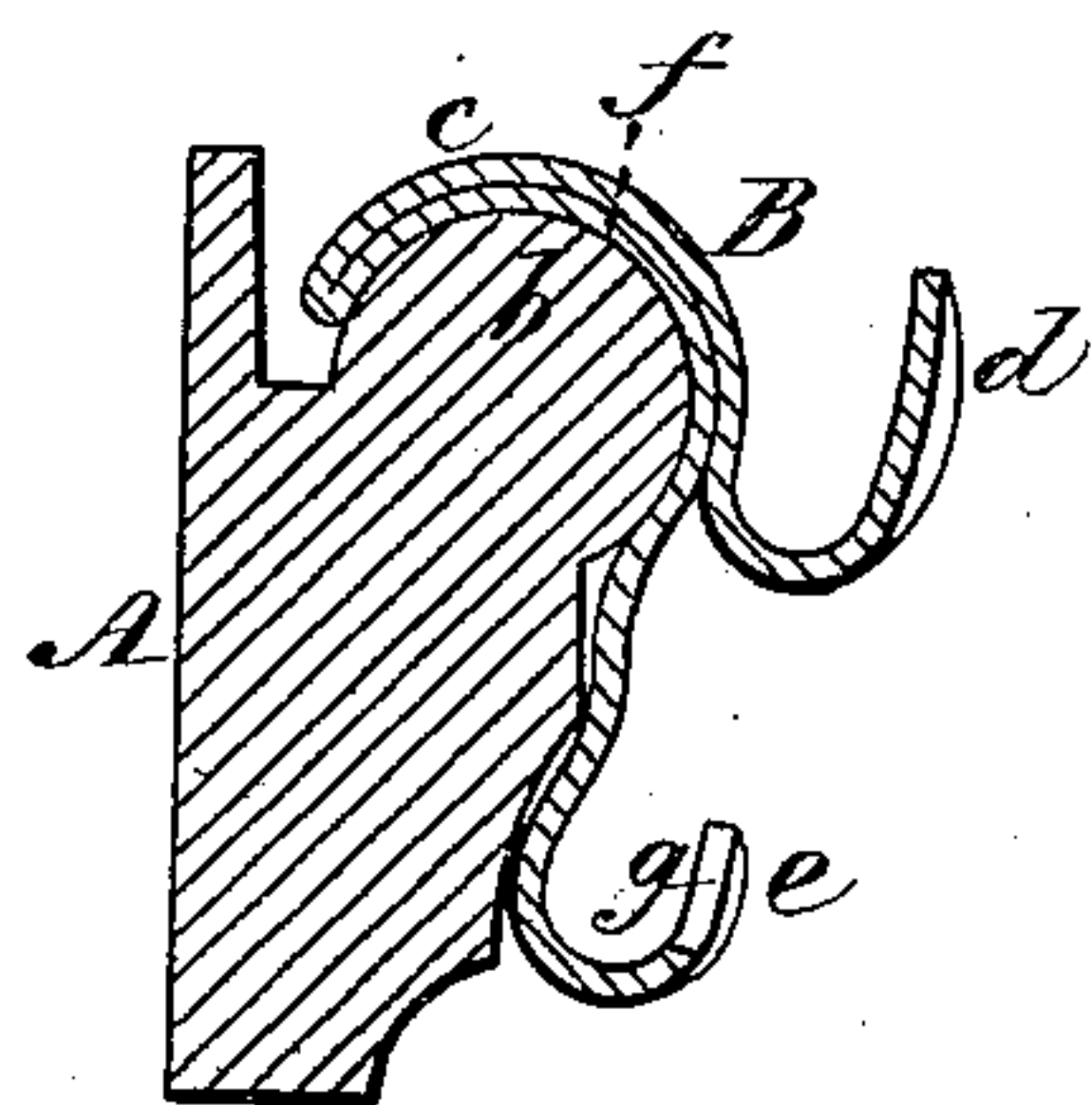


Fig 3


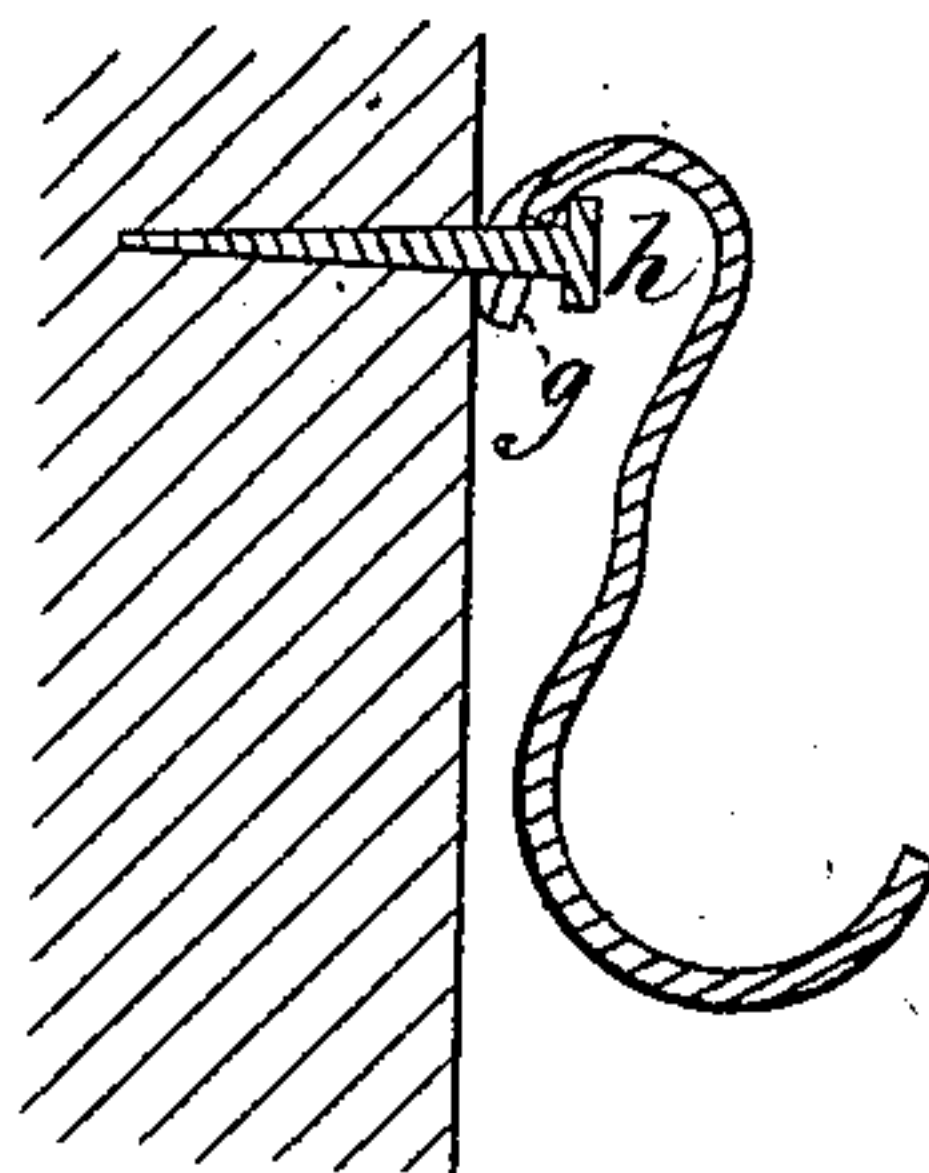


Fig 4



WITNESSES
W. J. Cambridge
Samuel Kline

INVENTOR
Alberta Riley
per P. C. Teschemacher
Atty.

UNITED STATES PATENT OFFICE.

ALBERTA RILEY, OF BOSTON, MASSACHUSETTS.

PICTURE-HOOK.

SPECIFICATION forming part of Letters Patent No. 267,459, dated November 14, 1882.

Application filed May 8, 1882. (No model.)

To all whom it may concern :

Be it known that I, ALBERTA RILEY, a citizen of the United States, residing at Boston, in the county of Suffolk and State of Massachusetts, have invented certain Improvements in Picture-Hooks, of which the following is a full, clear, and exact description, reference being had to the accompanying drawings, making part of this specification, in which—

Figure 1 is a perspective view of a picture-hook constructed in accordance with my invention. Fig. 2 is vertical section through the same applied to a picture-molding. Fig. 3 is a vertical section through the same in a reversed position, with its slotted or notched end caught over the head of a nail or screw projecting from the wall. Fig. 4 is a similar section through an ordinary picture-hook having its end slotted or notched in accordance with my invention, to enable it to be caught over the head of a nail or screw projecting from the wall.

The ordinary S-shaped hook for suspending pictures from the picture-molding of an apartment is objectionable, for the reason that the portion which fits over the rounded edge of the top or bead of the molding is liable to become detached therefrom in moving the picture, while the strain or weight of the picture is brought directly upon the bead of the molding over which the hook fits, which is thus frequently broken from this cause.

My invention has for its object to overcome these objections; and it consists in a picture-hook constructed with an upper hook or lip, adapted to fit over the bead of the molding, as usual, and two hooks in front for receiving the cords of two pictures, if desired, the upper cord-hook being used for the heavier picture when two are suspended, or for a single picture where one only is to be hung, the position of the upper cord-hook being such as to cause the hook to act as a lever and hug closely into the molding, against which it takes a bearing, thereby lessening the strain on the upper bead, the hook being thus kept in place and all liability of its slipping off or becoming detached thereby avoided.

My invention also consists in a picture-hook provided at one end with a slot or notch to enable it to be caught over and suspended from the head of an ordinary nail or screw pro-

jecting from the wall, thus also adapting the hook for use in an apartment not provided with picture-molding.

In the said drawings, A represents a picture-molding, over the upper portion or bead *b* of which fits the upper hook or lip *c* of the picture-hook B, which is of the form seen in Figs. 1 and 2, and is provided with two hooks, *d* *e*, in front, one above the other, the upper hook *d*, which projects out in advance of the hook *e*, being intended for the reception of the cord or wire of a large or heavy picture, and the lower hook, *e*, for the reception of the cord or wire of a small or lighter picture, when two are suspended one above the other. When only one picture, however, is to be hung the upper hook *d* is preferably used, for the reason that its position is such that when the weight is suspended therefrom the hook B will act as a lever with its fulcrum at *f*, and hug in closely to the molding A, against which it takes a bearing, thereby lessening the strain upon the bead *b*, and at the same time insuring the hook being kept in place and avoiding all liability of its being twisted to one side in moving the picture, and thus becoming detached from the bead *b*—advantages not possessed by picture-hooks as heretofore constructed, which, owing to the relative position of the hook over which the cord passes, with respect to the hook which fits over the bead of the molding, are liable to hang or set off therefrom in such a manner that they frequently become detached by a slight lateral twist produced in moving the picture. The lower hook, *e*, is provided with a slot or notch, *g*, which enables the hook B, when reversed, as seen in Fig. 3, to be caught over and suspended from the head of a nail or screw, *h*, projecting from the wall of an apartment not provided with a picture-molding, which will be found a great convenience, as the hook is thus adapted for use either in a house having picture-moldings or in one not provided therewith, it being merely necessary in the latter case to drive in an ordinary board-nail, or insert a common screw, and hang the hook thereon, as seen in Fig. 3, thus retaining the ornamental appearance or finish due to the employment of a picture-hook, which it has heretofore been impracticable to use in a house unprovided with picture-molding. Furthermore, the head of the nail or screw is entirely concealed from

view by the front portion of the hook, and in removing from one house to another the hook can be instantly detached and used elsewhere, leaving the old nail or screw still in the wall, thus avoiding the trouble, inconvenience, and liability of defacing the wall incident to the removal of ordinary picture-nails, which, on account of their expense, are generally removed from the walls for use in another house.

10 I do not confine myself to the employment of a slot or notch, *g*, in a picture-hook of the form shown in Figs. 1 and 2, as it may be applied to any picture-hook of ordinary form, as seen in Fig. 4, without departing from the spirit of my invention.

15 Picture-hooks constructed in accordance with my invention may be made of cast metal, or formed of a single piece of sheet metal, or

of two pieces riveted or soldered together. I prefer, however, to make the hook of a single piece of sheet metal bent to the required shape.

What I claim as my invention, and desire to secure by Letters Patent, is—

1. The improved picture-hook B, provided with the hooks *c e*, and the intermediate hook *d*, made integral, substantially as set forth.

2. The improved picture-hook B, provided with the hooks *c e* and the intermediate hook *d*, the hook *e* being slotted, substantially as and for the purpose set forth.

Witness my hand this 5th day of May, A. D. 1882.

ALBERTA RILEY.

Witnesses:

P. E. TESCHEMACHER,
W. J. CAMBRIDGE.