

(No Model.)

N. H. BORGFELDT.

FIRE ESCAPE.

No. 267,399.

Patented Nov. 14, 1882.

Fig: 1

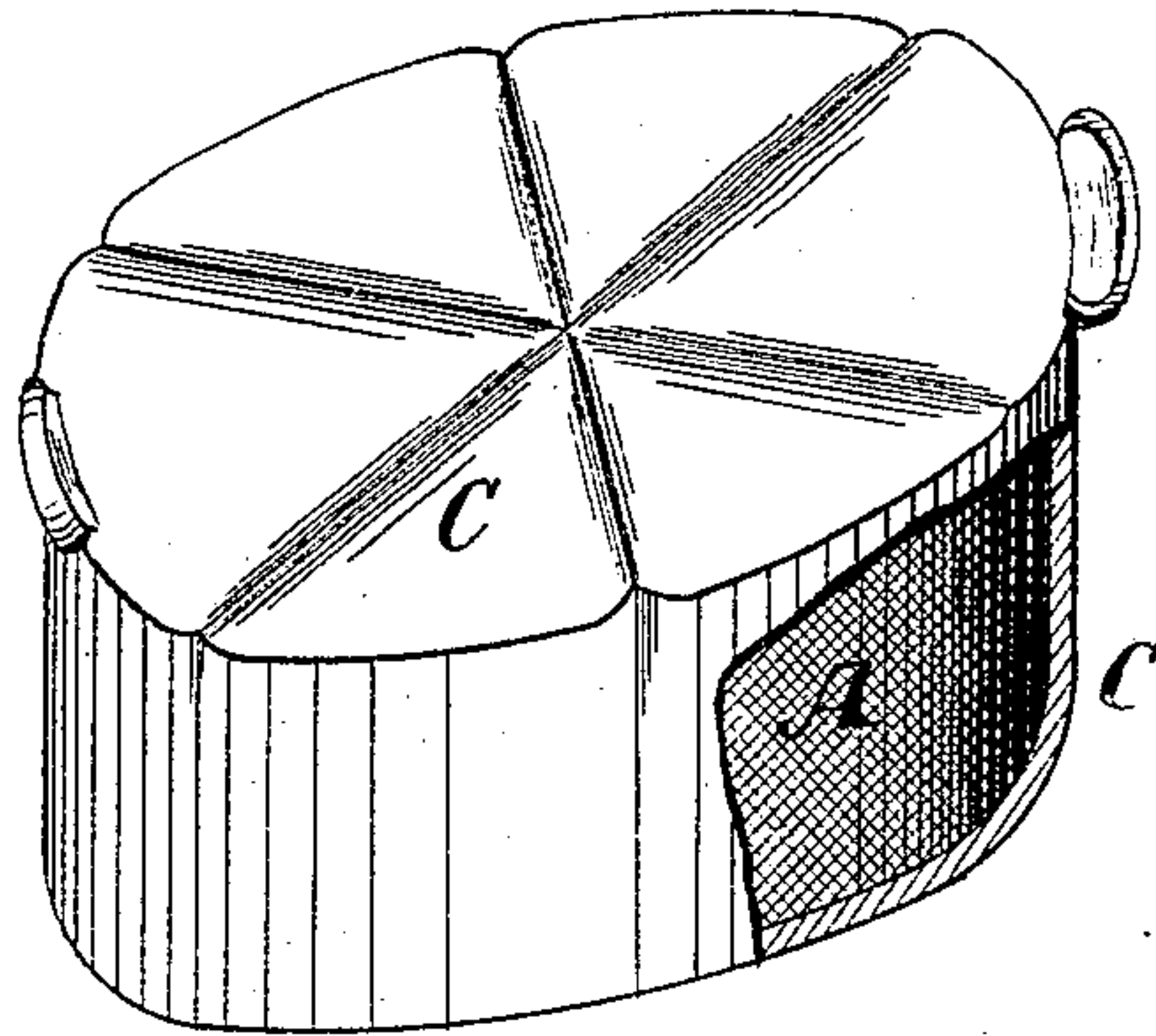


Fig: 2

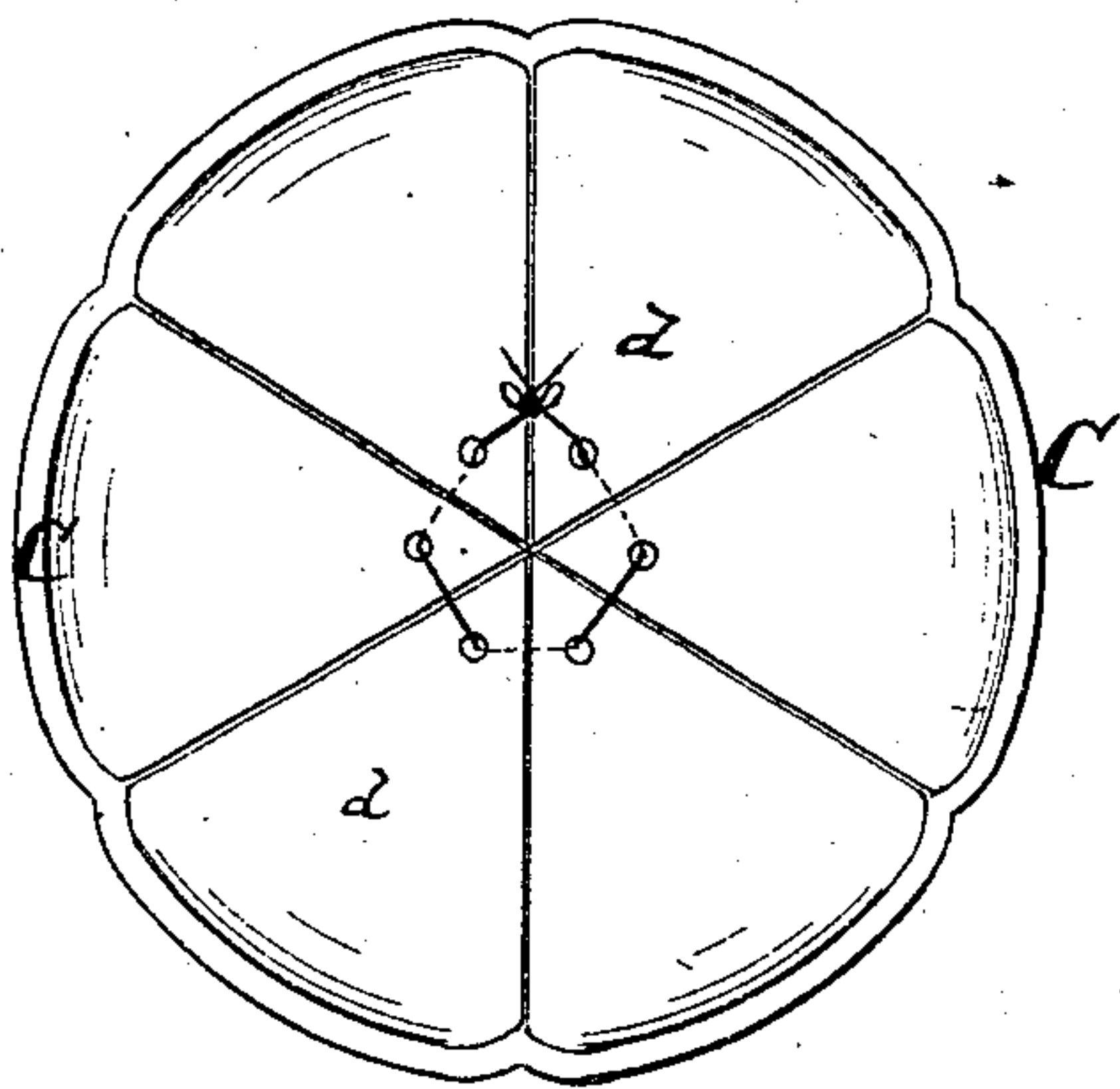


Fig: 3

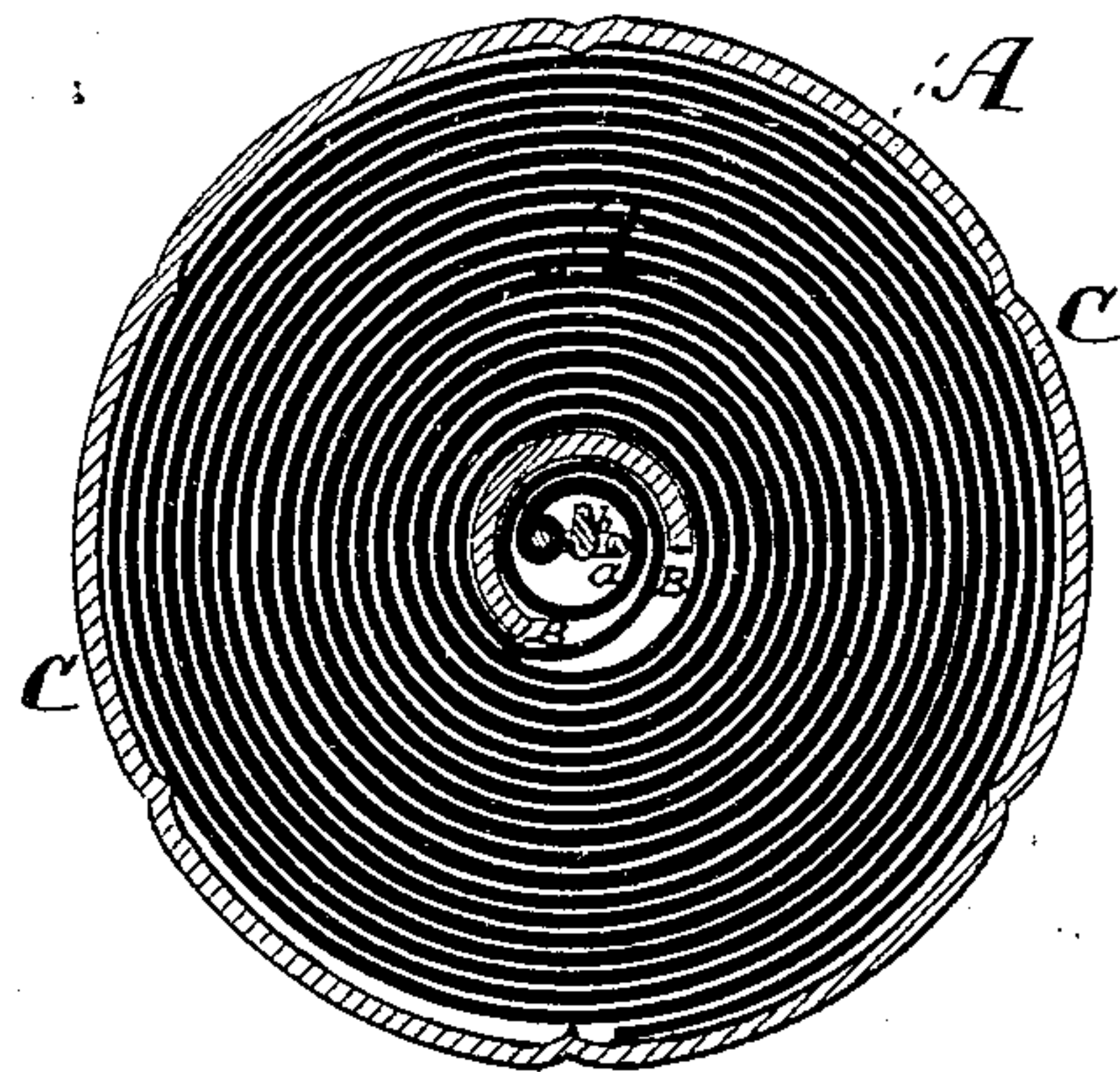


Fig: 4

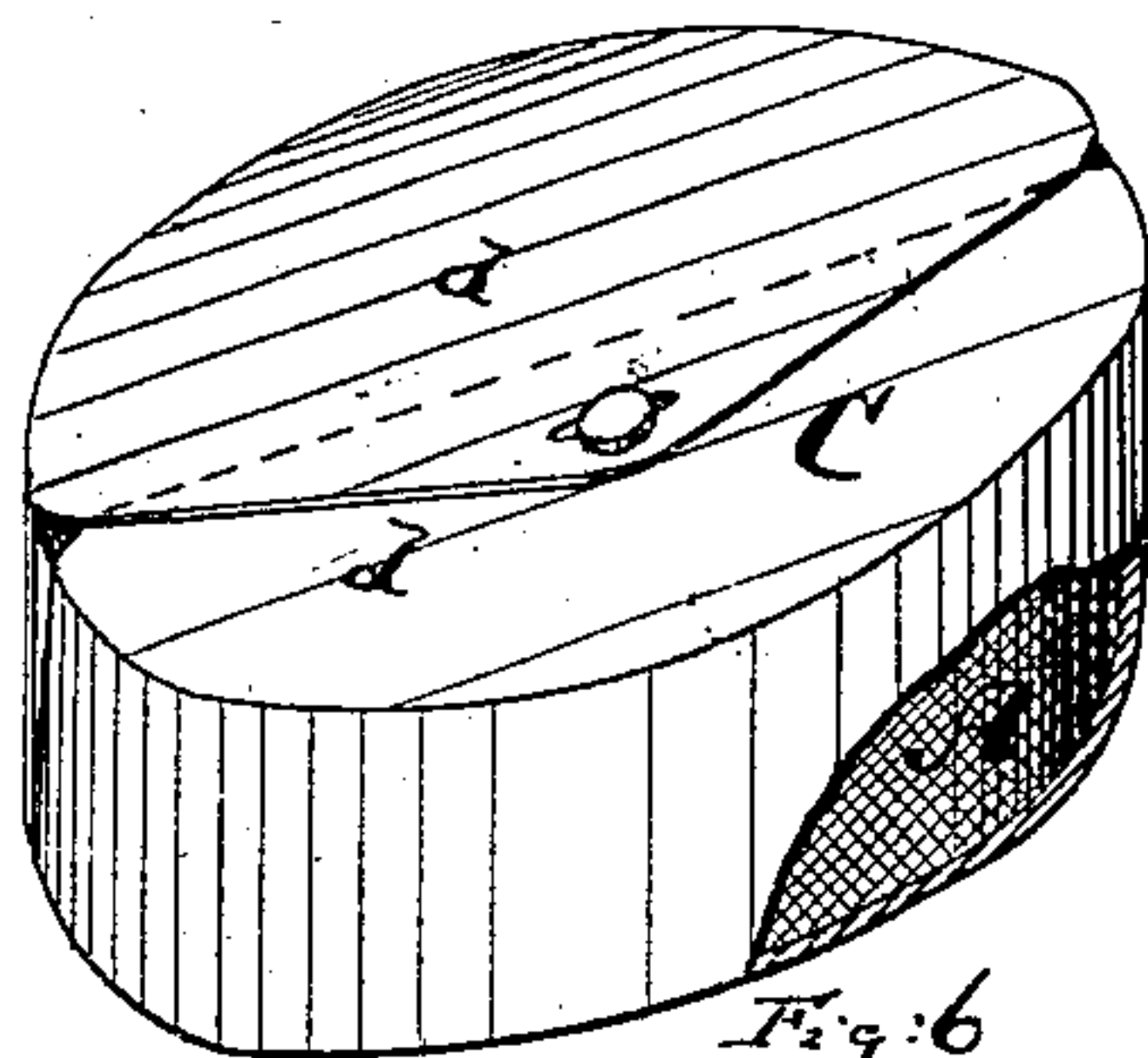


Fig: 5

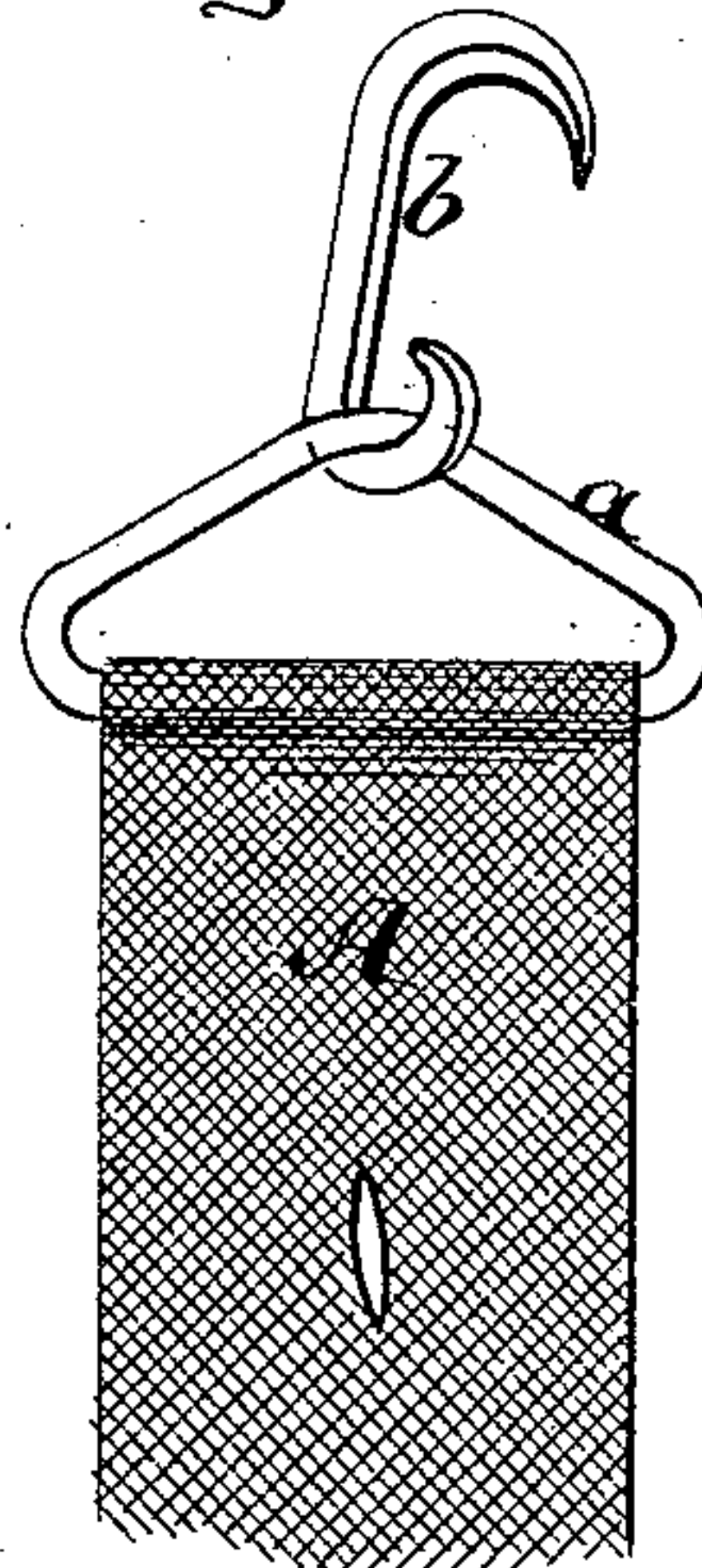


Fig: 6

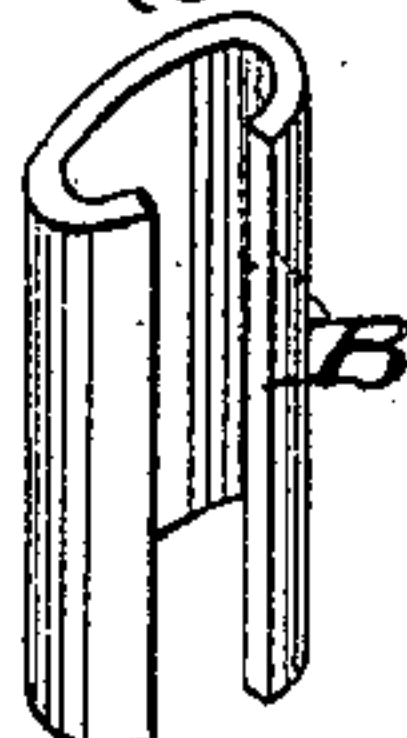
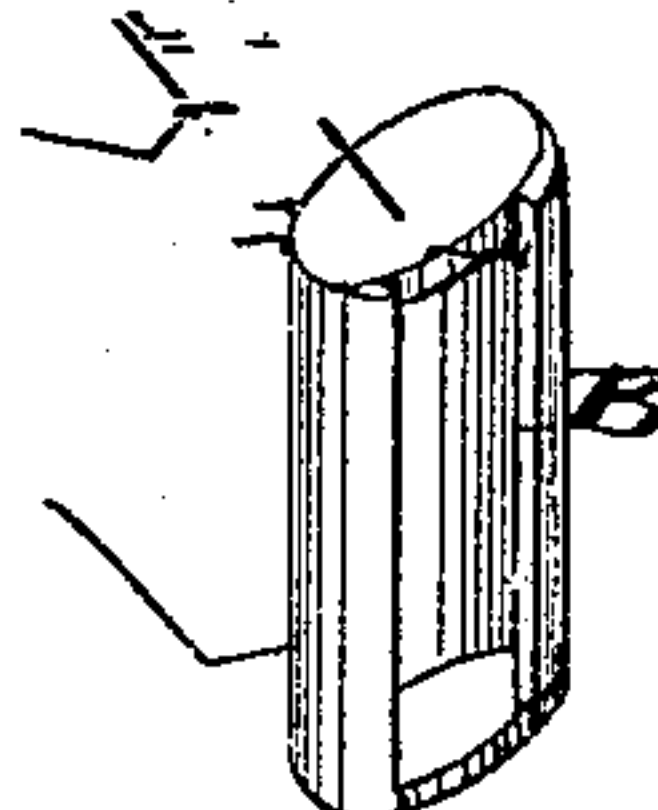


Fig: 7



Witnesses

John C. Timbridge.
John M. Speer

Inventor:

Nicholas H. Borgfeldt
by his attorneys
Briesen & Betts

UNITED STATES PATENT OFFICE.

NICHOLAS H. BORGFELDT, OF NEW YORK, N. Y.

FIRE-ESCAPE.

SPECIFICATION forming part of Letters Patent No. 267,399, dated November 14, 1882.

Application filed August 22, 1882. (No model.)

To all whom it may concern:

Be it known that I, NICHOLAS H. BORGFELDT, of New York city, county and State of New York, have invented an Improvement in Fire-Escapes, of which the following is a specification.

Figure 1 is a perspective view, partly in section, of my improved fire-escape. Fig. 2 is a bottom view thereof; Fig. 3, a horizontal section of the same; Fig. 4, a perspective view of a modification thereof. Figs. 5, 6, and 7 are detail views, hereinafter more fully referred to.

This invention relates to a new combination of a compacted or coiled fire-escape with a flexible sheath, so as to make said sheath, when filled with the coil, serve the purpose of a hassock or small foot-stool until the time comes for using it as a fire-escape, when the sheath can be readily disengaged and the coil of rope or tape which it contains quickly taken out for use.

The invention also consists in other details of improvement which are hereinafter more fully described.

In the drawings, the letter A represents a coil of tape or rope prepared for use as a fire-escape. For this purpose one end of the tape or rope A is by link *a* joined to a hook, *b*, or otherwise so connected to said hook that will enable it to be fastened to a window-sill or other projection when needed as a fire-escape; but while not so used the tape or rope A is coiled up into a solid coil, as shown in Fig. 3, with the hook brought into the center of the coil. Here the hook *b* and the innermost part of the coil is inserted into a pocket-piece, B, (more clearly shown in Figs. 6 and 7,) which pocket-piece may be a curved hollow piece of stiff fabric, as shown in Fig. 6, or a round box, open at one side, made of some more rigid material. This inner pocket, B, holds the hook *b* properly confined, prevents it from protruding against the other parts of the fire-escape or surrounding sheathing, and may also serve another useful purpose when the fire-escape is to be used as such. The coil A is covered by a sheathing or covering, C, of suitable fabric, which covering is made of such form that the entire structure when completed resembles a hassock or foot-bench, as indicated in Figs. 1 and 4; but the

lower part of this covering is made with flaps *d d*, which are joined at the bottom and tied or buttoned together in suitable manner, so that when the fire-escape is to be used the covering can be readily opened at the bottom and the rope or tape taken out.

In Fig. 2 is shown one form of sheath C, where the same has at its lower part series of flaps *d d*, all coming to a point near the center, where they are tied together. In Fig. 4 is shown a modification of the sheathing, where the same is shown to be made into two flaps that extend up the sides of the hassock, so as to render the opening of the structure more convenient. When the fire-escape is taken out and uncoiled it can be suspended from a window, and any person can descend by it, if there is no other provision, by taking the sheath C in one hand and the elastic pocket-piece B in the other hand, and through them grasp the rope or tape, using the parts B and C as anti-friction pieces to enable him to slide down on the rope, if desired. But the fire-escape can also be used without the pieces B and C in the descent.

By the means of this invention any one will be enabled to keep a proper supply of fire-escapes in a dwelling-house, hotel, or other building, and make them serve a useful purpose—namely, as stuffings for hassocks—as long as they are not used to facilitate escape from a burning structure, and at the same time, while stored, the fire-escapes do not really occupy any room that would otherwise be needed in the house.

I claim—

1. The coiled fire-escape A *b*, combined with the flexible sheathing C, which is capable of being opened, and which is held in shape by said coiled escape A, all arranged for use substantially as specified.

2. The combination of the central pocket-piece, B, with the coiled fire-escape A and sheathing C, substantially as and for the purpose set forth.

NICHOLAS H. BORGFELDT.

Witnesses:

WILLIAM H. C. SMITH,
WILLY G. E. SCHULTZ.