

(No Model.)

R. WATERHOUSE.

CARD FOR DISPLAYING NECK SCARFS.

No. 267,386.

Patented Nov. 14, 1882.

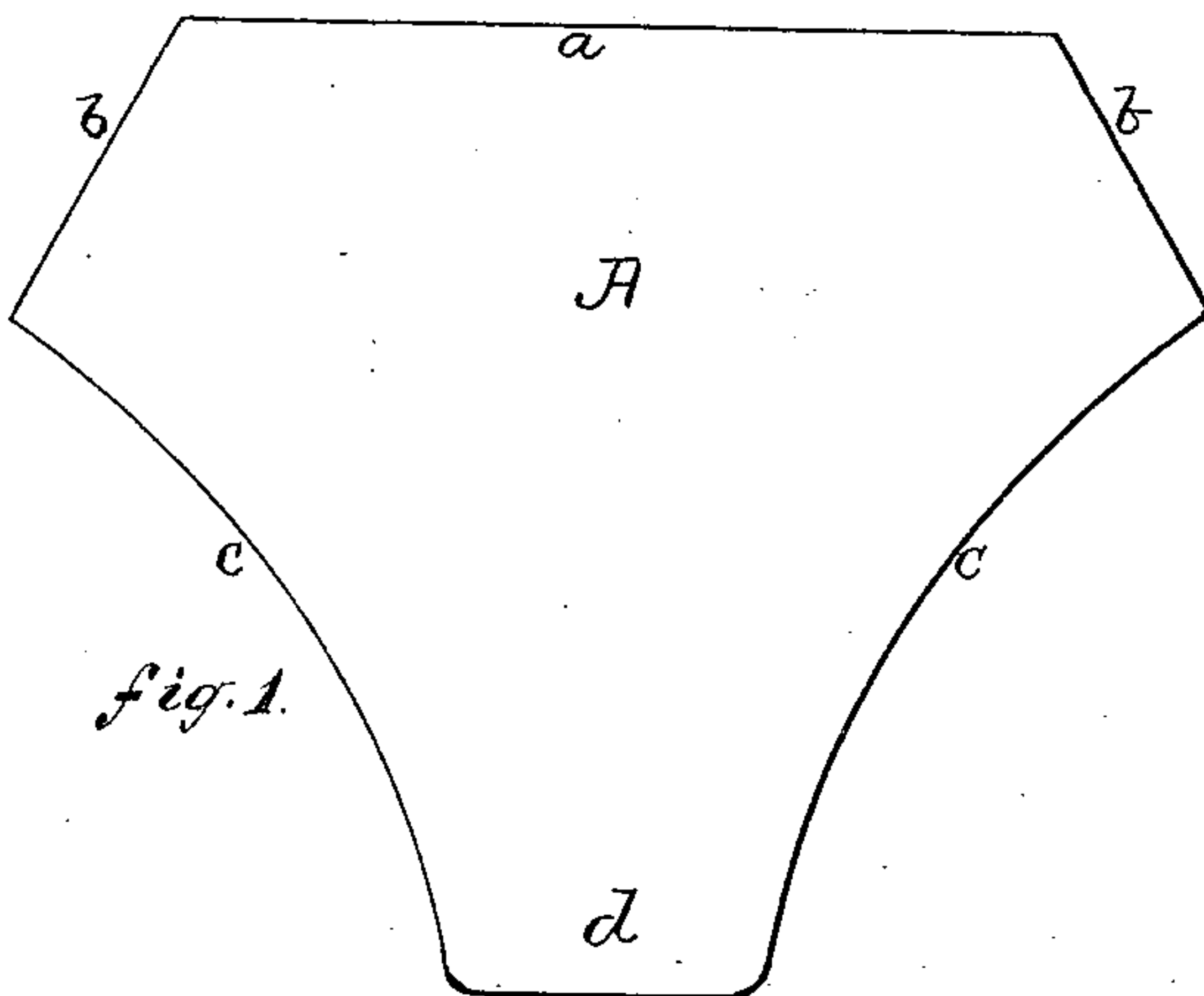


fig. 1.

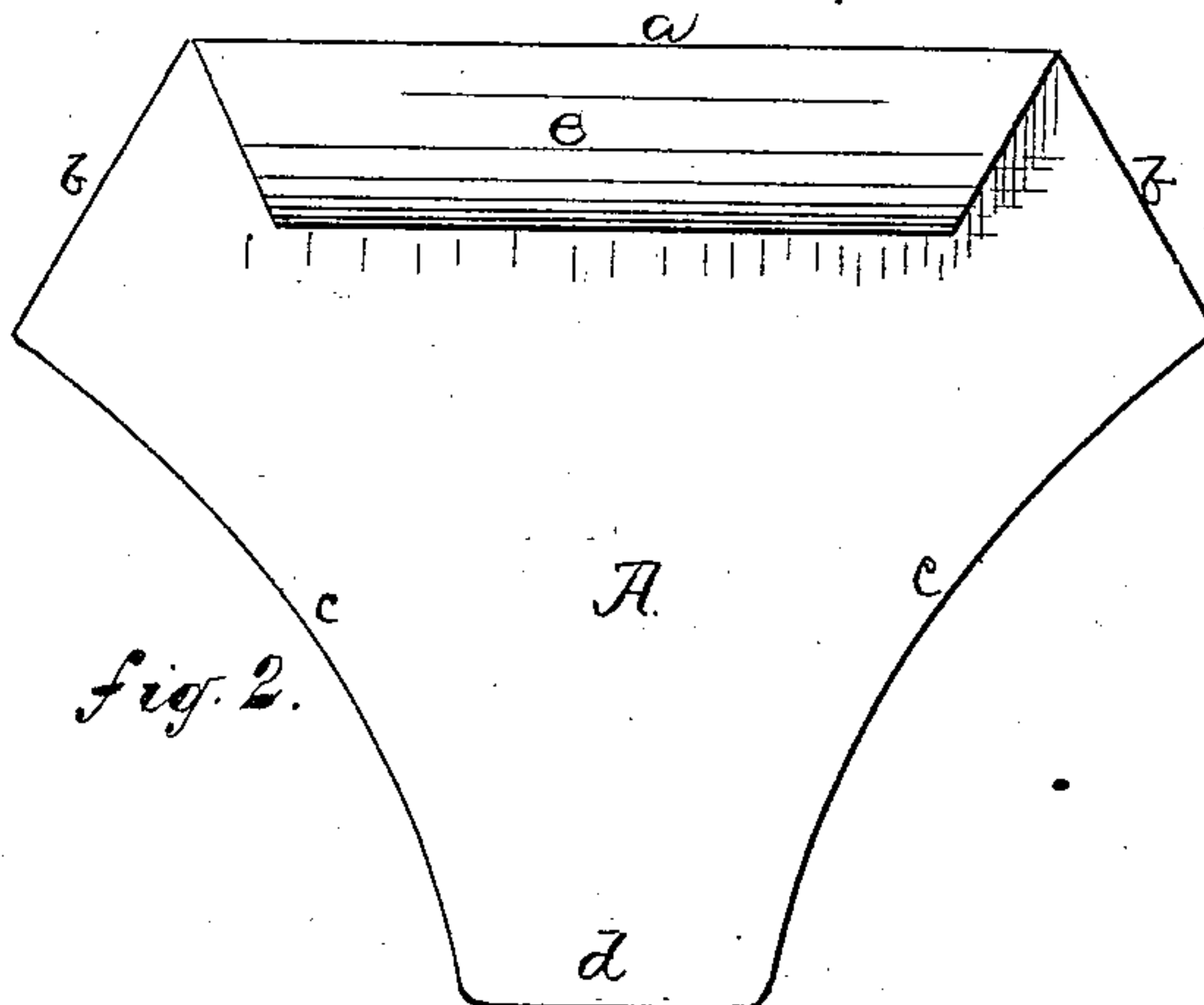


fig. 2.

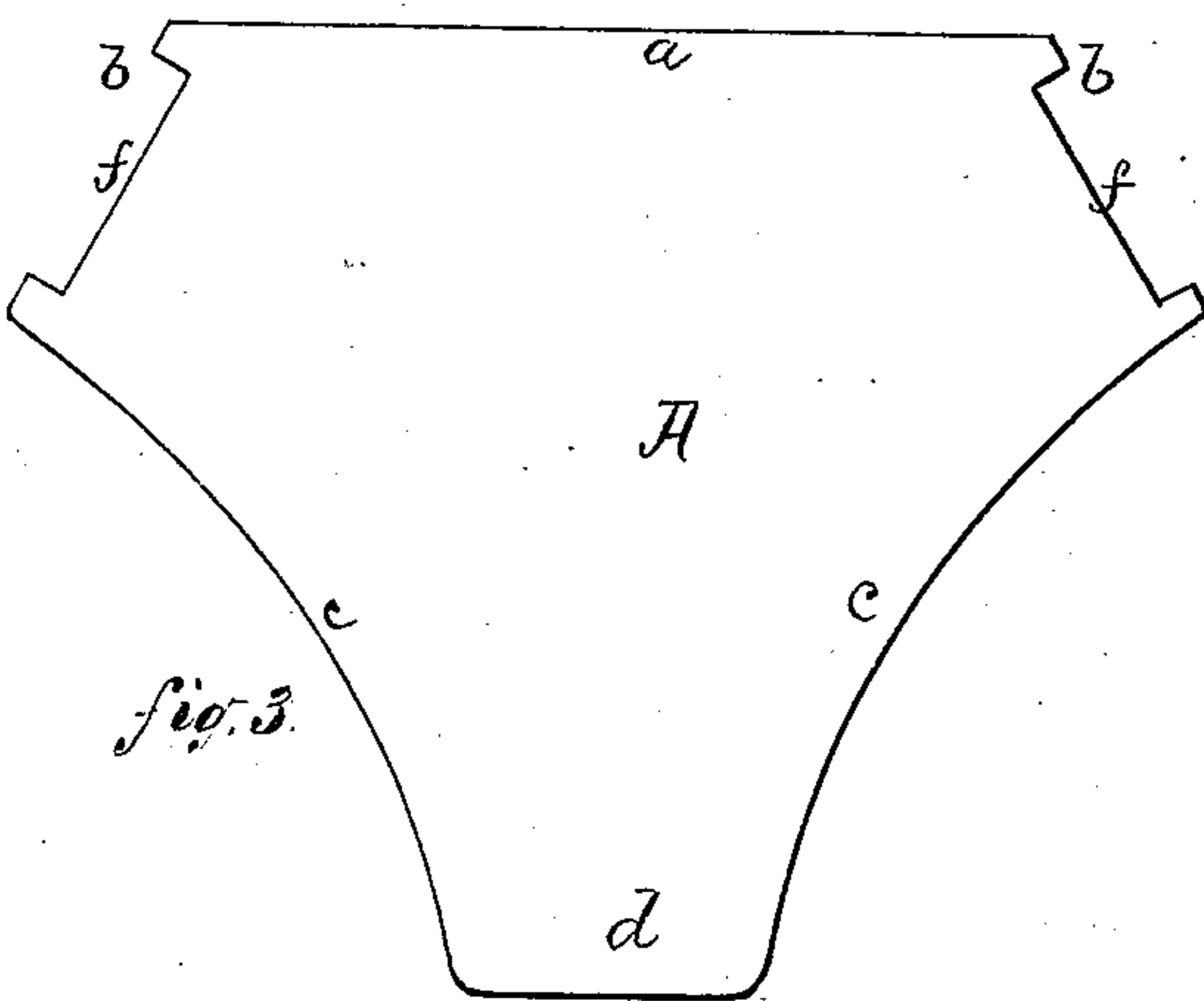


fig. 3.

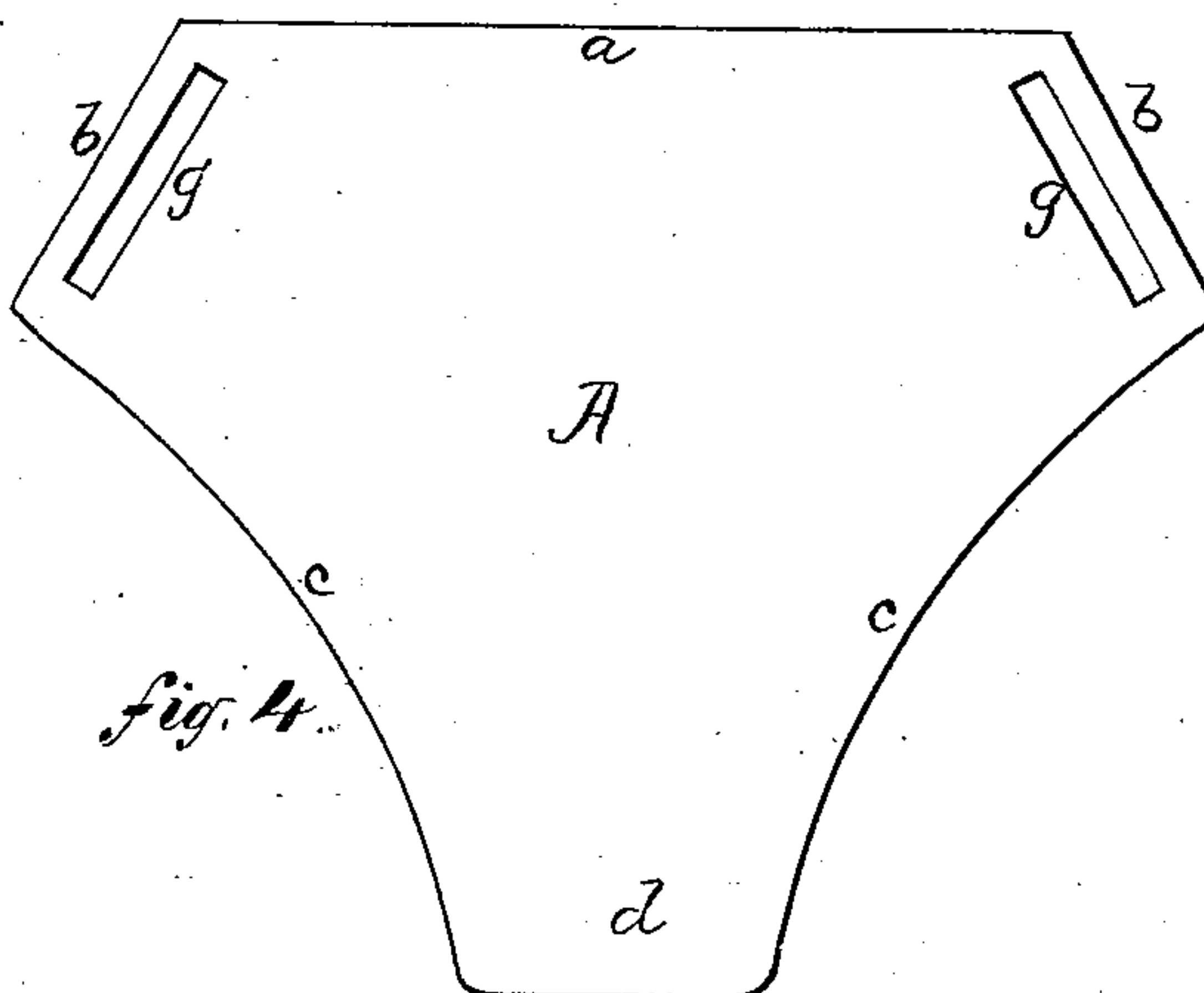


fig. 4.

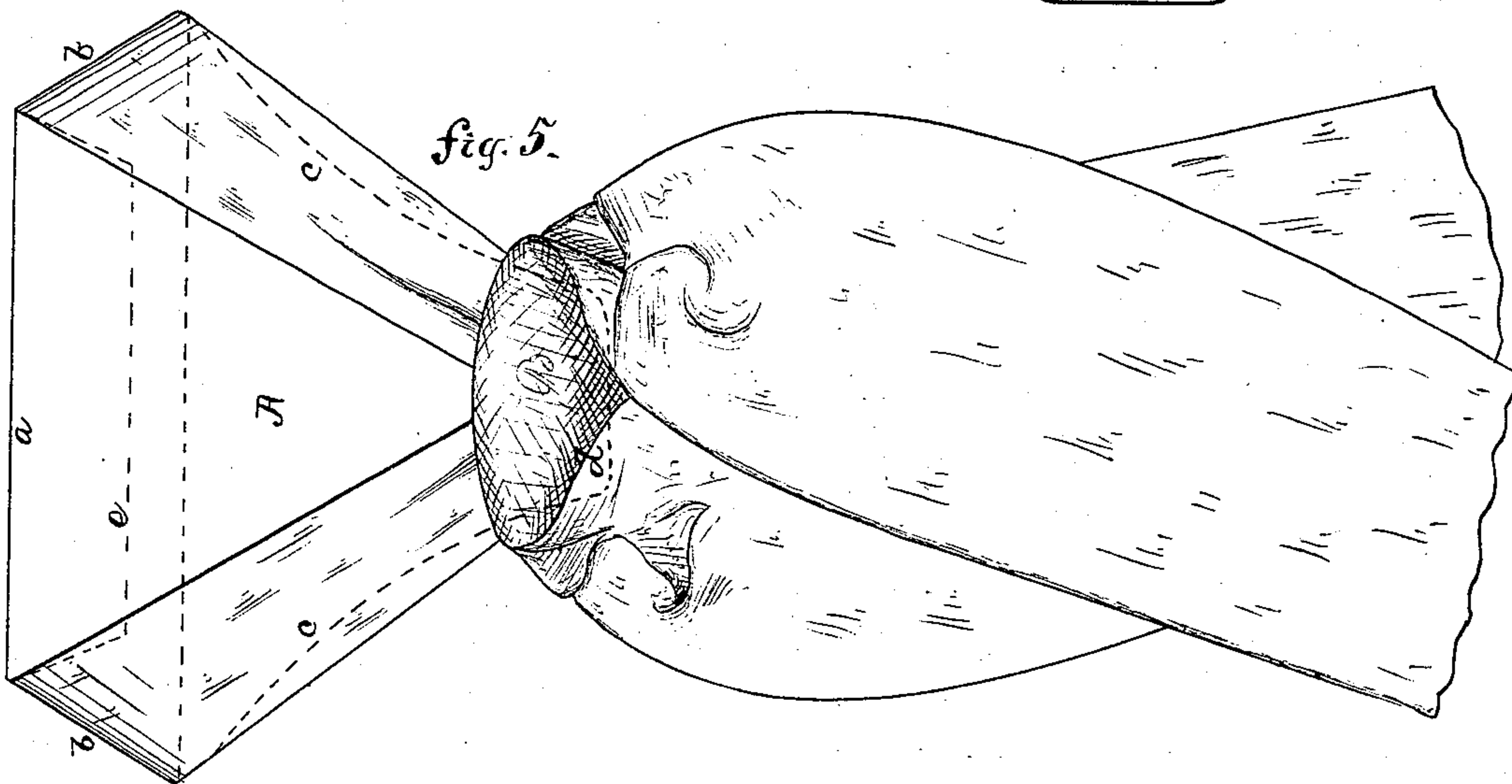


fig. 5.

Witnesses:

Harry Eichling
a. s. Fitch

Inventor

Rufus Waterhouse
By J. P. Fitch,
attor

UNITED STATES PATENT OFFICE.

RUFUS WATERHOUSE, OF NEW YORK, N. Y.

CARD FOR DISPLAYING NECKSCARFS.

SPECIFICATION forming part of Letters Patent No. 267,386, dated November 14, 1882.

Application filed August 3, 1882. (No model.)

To all whom it may concern:

Be it known that I, RUFUS WATERHOUSE, of the city, county, and State of New York, have invented an Improved Card for Displaying Neckscarfs, of which the following is a full, clear, and exact description, reference being had to the accompanying drawings, forming part of this specification.

My invention relates to neckscarfs; and it consists in a plate or piece of card-board or other analogous rigid material having the configuration and provided with the devices hereinafter described, as and for the purpose set forth.

Figure 1 is a front view of the plate of card-board containing my invention. Fig. 2 is a rear view of the same. Figs. 3 and 4 are plans of modifications of the same. Fig. 5 is a front view of the same, showing a scarf displayed upon the plate.

A is a plate or piece of card-board or other analogous material of suitable rigidity, and is formed with the substantially-straight upper or top edge, *a*, the downwardly and outwardly sloping shoulders *b*, and the side edges, *c*, which are preferably inclined toward each other to form the lower narrow end, *d*. This lower end, *d*, serves to mount the plate detachably upon the neck-edge of a scarf, as shown in Fig. 5, by passing said end into an opening or split in the scarf between the material of the front of the scarf and the shield. The end *d* may be held in place or additionally secured by a pin or other fastening; but it will be found usually practically sufficient to simply insert the end *d* into the scarf. The configuration of the plate A permits the neckband of the scarf, when the plate has been mounted on the top edge of the scarf, to be folded upward along one of the side edges *c* of the plate, thence around one shoulder *b* and across the back of the plate, and thence around the op-

posite shoulder *b* and down the front of the plate along the other side edge *c*, its free end being then inserted in the scarf and drawn down and secured by the detaining-pin. To render the plate effective for its designed purposes, it is furnished with a detaining device for holding the neckband in place upon it and preventing said band from escaping upwardly from said shoulders. To accomplish this the plate is given the angular flange or flap *e*, which projects over the edge of the neckband, as seen in Figs. 2 and 5. The same result will be secured by cutting notches *f* in the shoulders, the upper side of the notch acting to detain the neckband in place; or, if desired, the slots *g* may be provided, and they will act to hold the band and prevent its slipping either upwardly or outwardly.

It is evident that when the plate A is mounted, as described, upon a scarf, as seen in Fig. 5, the plate will serve to tastefully display the scarf and its band, while when the flange *e* is used the scarf and band thus displayed may be suspended by said flange; or, when the notches *f* or slots *g* are employed, it may be suspended by the neckband at the rear of the plate. The plate may bear the name, price, or other designation of the scarf, or may be ornamented with a picture or other matter.

What I claim as my invention, and desire to secure by Letters Patent, is—

The plate A, having the upper edge, *a*, shoulders *b*, side edges, *c*, the lower end, *d*, and the angular flange or flap *e*, or equivalent neckband-detaining device, adapting the plate to be detachably mounted upon a scarf and preventing the band from slipping from the plate, as and for the purpose specified.

RUFUS WATERHOUSE.

Witnesses:

WM. E. VERMILYA,
E. W. WHITTAKER.