

(No Model.)

A. O. HUFFMAN & F. A. BROOKS.

BURGLAR PROOF GRAVE VAULT.

No. 267,348.

Patented Nov. 14, 1882.

Fig. 1.

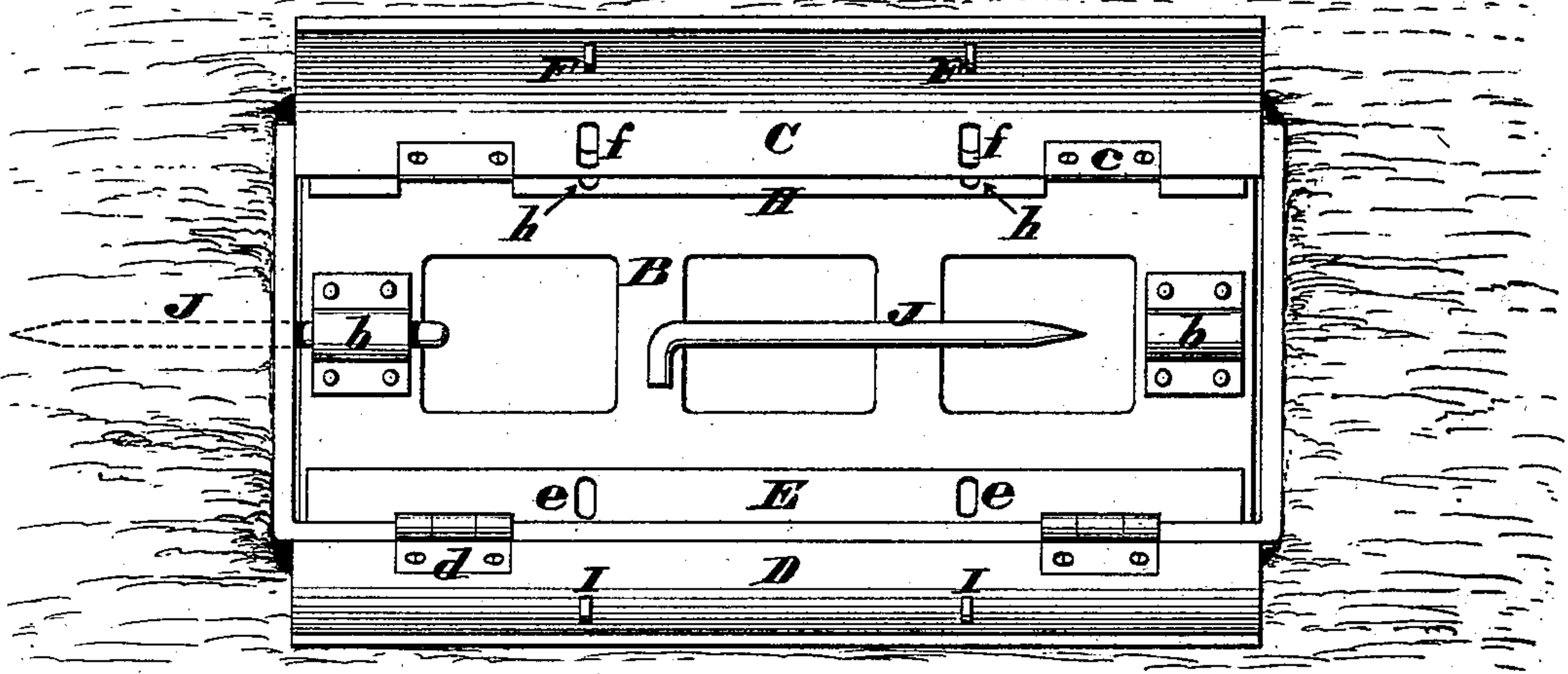


Fig. 2.

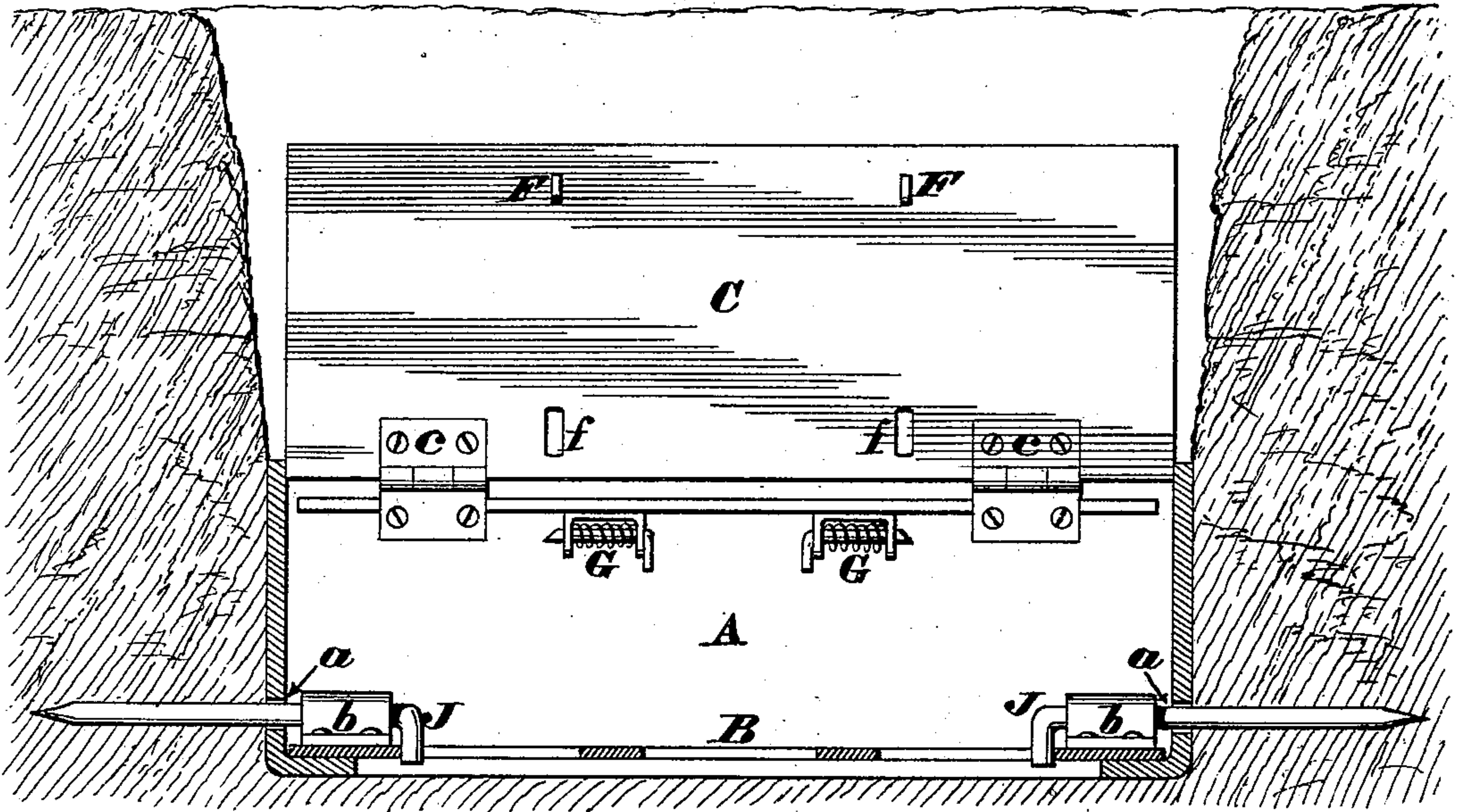


Fig. 3.

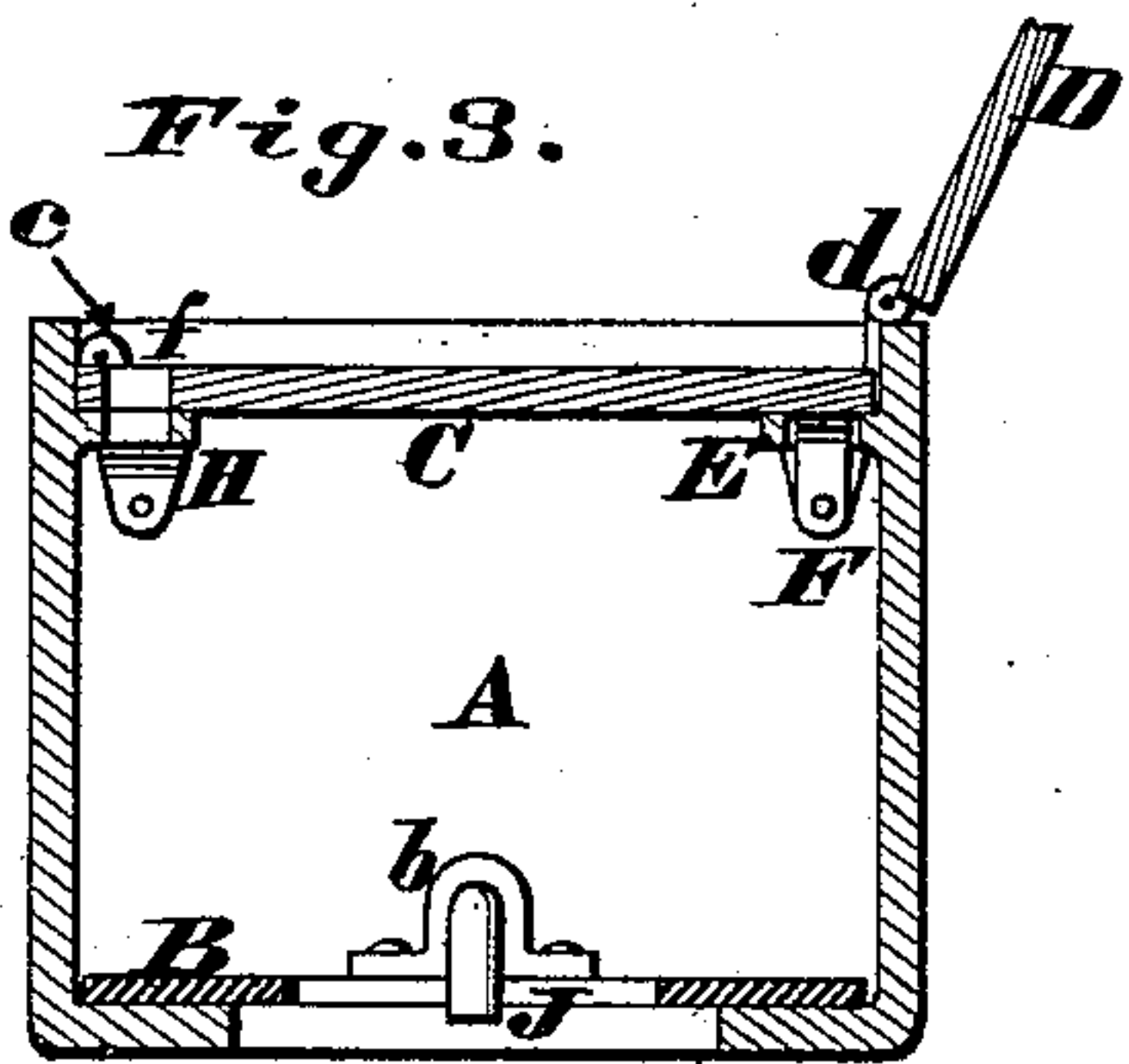


Fig. 4.

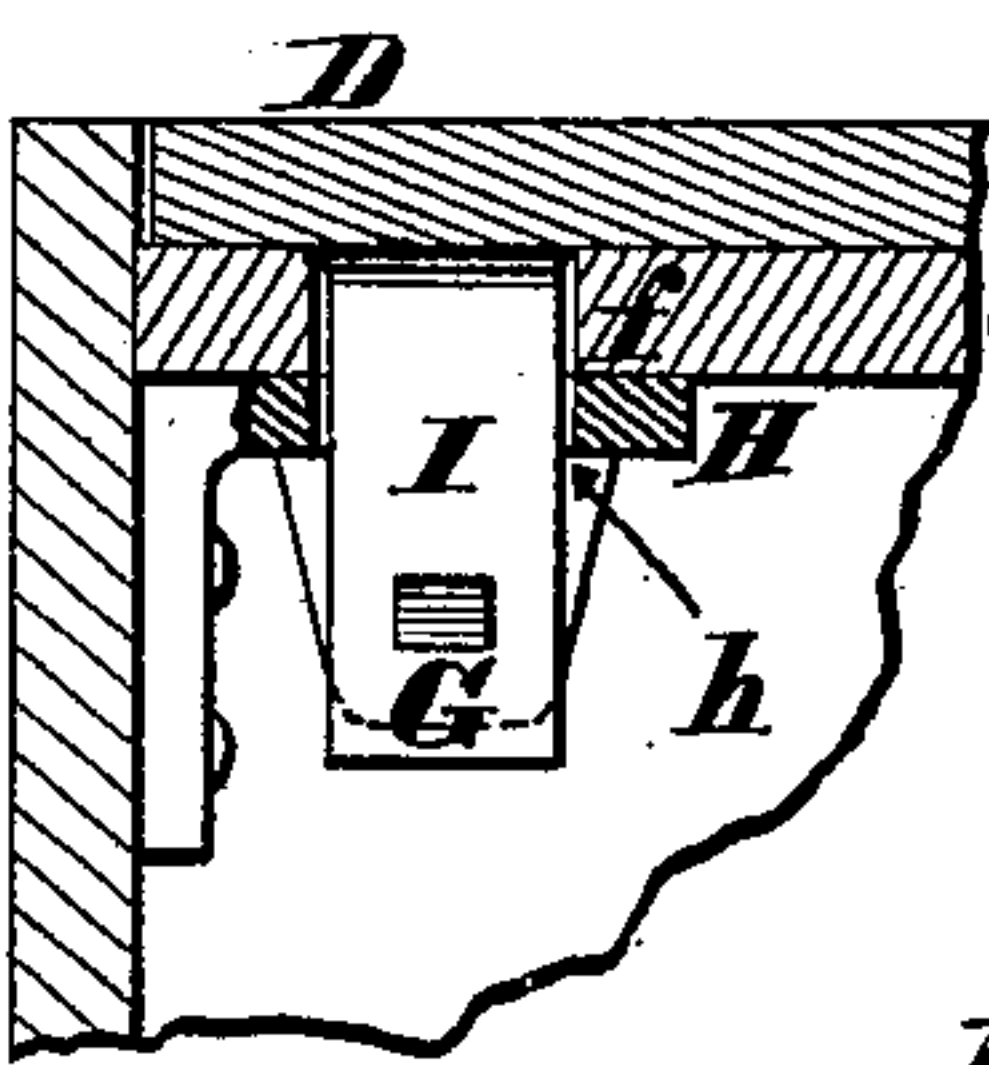
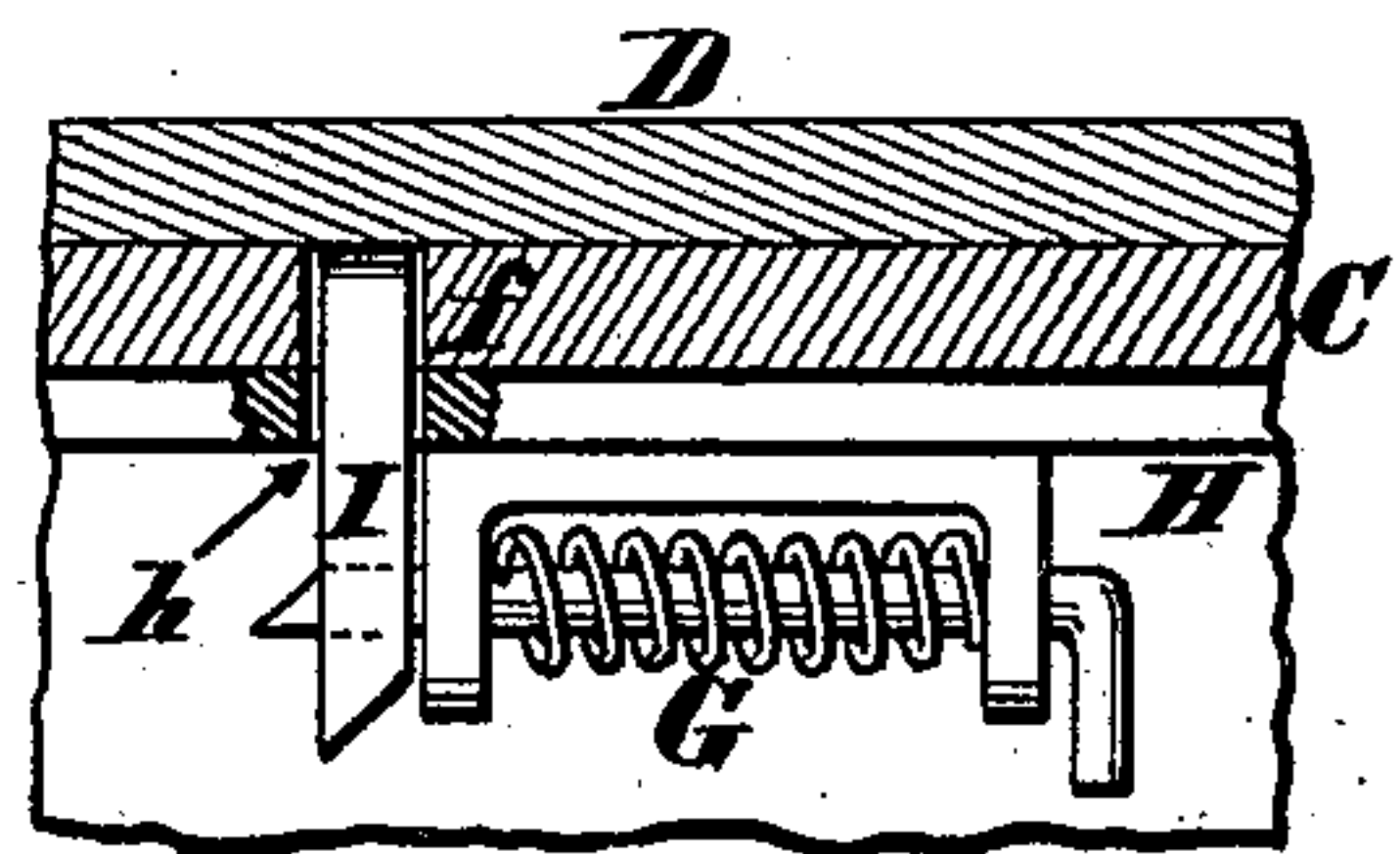


Fig. 5.



Attest.
J. F. Folsom
J. A. Meyer

Inventors.
A. Ogden Huffman
Fred A. Brooks
by H. M. Beck their Attys.

UNITED STATES PATENT OFFICE.

A. OGDEN HUFFMAN AND FREDERICK A. BROOKS, OF DAYTON, OHIO.

BURGLAR-PROOF GRAVE-VAULT.

SPECIFICATION forming part of Letters Patent No. 267,348, dated November 14, 1882.

Application filed April 16, 1881. (No model.)

To all whom it may concern:

Be it known that we, A. OGDEN HUFFMAN and FREDERICK A. BROOKS, of Dayton, in the county of Montgomery and State of Ohio, have
5 invented certain new and useful Improvements in Burglar-Proof Grave-Vaults; and we do hereby declare the following to be a full, clear, and exact description of the same.

Our invention relates to improvements in
10 grave-vaults; and it consists in the provision of means, hereinafter described and claimed, for preventing the vault from being removed from the ground after having been placed therein, so as to prevent access to the interior of the
15 vault except by forcibly breaking through the vault while it is anchored in the ground.

In the accompanying drawings, Figure 1 is a plan view, looking into a grave provided with our improved vault. Fig. 2 is a longitudinal
20 central sectional view in side elevation with the lids open. Fig. 3 is a cross-section showing one lid open and the other closed. Figs. 4 and 5 are sectional views in detail of the locking-bolts.

We construct a rectangular or oblong box,
25 A, preferably of cast or wrought iron, and of a size suitable to receive one or more coffins. The shape of this box is immaterial, and any material may be used, though we consider
30 stout boiler-iron to be the best. The bottom of the box is perforated, or may consist simply of a flange extending around it, as seen in Figs. 2 and 3, whereon to rest the perforated removable bottom or tray B, Fig. 3, which is
35 likewise of metal, and has at its ends sockets *b* of any suitable construction. The sockets are arranged so as to be coincident with apertures *a* in the ends of the box near its bottom, as shown. The lids of the box, of which there
40 may be two, C and D, are suitably hinged at *c* and *d*, on opposite sides, and when closed rest the one upon the other, so as to form a door of double thickness. The inner lid, C, when closed, rests upon a ledge, E, which is bolted
45 or riveted to the inner side of the box, as represented. Staples F, projecting from the inner sides of the lid, pass through apertures *e e* in the ledge, and are engaged by spring-bolts G, of suitable construction, as seen in Fig. 2. A
50 corresponding ledge, H, upon the opposite

side of the box, has similar bolts upon its under side, which engage with staples I upon the lid D when said lid is closed upon the lid C, and apertures *f* and *h*, through said lid C and D, permit the passage of the staples.

From the above construction it will be readily seen that when the lids are closed they become self-locked, and can be only unlocked from the inside. By having the bottom of the box open the working of the locks can be tested
60 before the vault is lowered into the grave, which is an important consideration. After the box is lowered into the grave and the bottom B is laid in place, anchor irons or bolts J are driven through the sockets *b* and apertures
65 *a* laterally into the earth, thus effectually anchoring the vault.

To prevent the removal of the outer lid, D, by breaking its exposed hinges, we employ a segment-hook, K, projecting from the inner
70 side of the lid, which, when said lid is closed, passes down through an aperture in the lid C and under the ledge E, thus forming an additional safeguard against burglary.

By perforating the bottom of the vault, as
75 described, the liquids from dissolution can escape into the earth and be absorbed.

The above construction affords a vault which is easily made and is practically safe against
80 grave-robbers.

Having thus fully described our invention, we claim—

1. The combination, with the grave-vault, of anchor-bolts passed laterally through the box into the earth, and operating to hold the vault
85 and its bottom down firmly, substantially as described.

2. In a burglar-proof grave-vault, the removable and preferably perforated bottom or tray B, provided with sockets for the reception and retention of anchor-bolts, substantially as and for the purpose specified.

In testimony whereof we have hereunto set our hands.

A. OGDEN HUFFMAN.
FRED. A. BROOKS.

Witnesses:

J. ALSPAUGH,
CHAS. M. PECK.