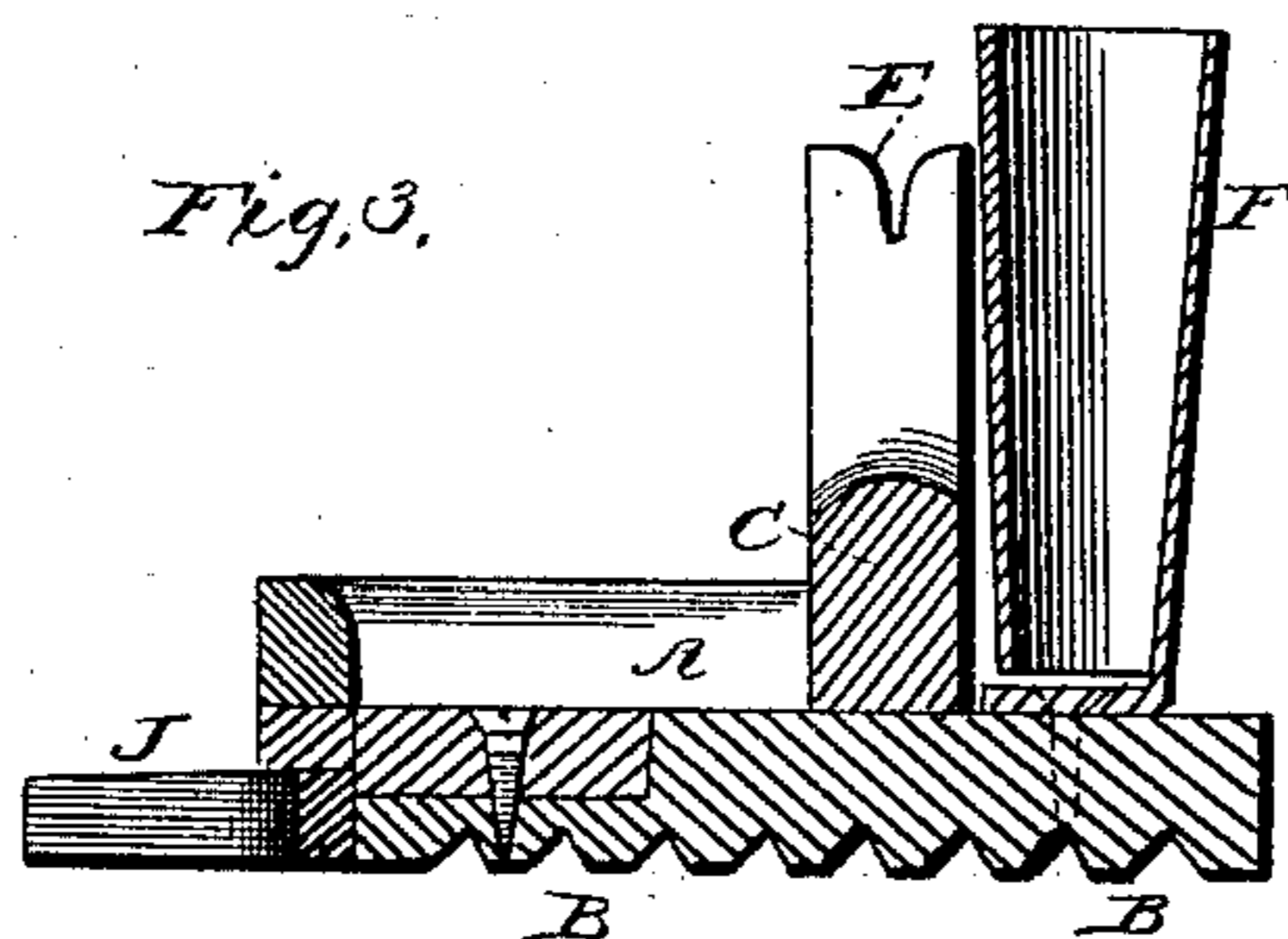
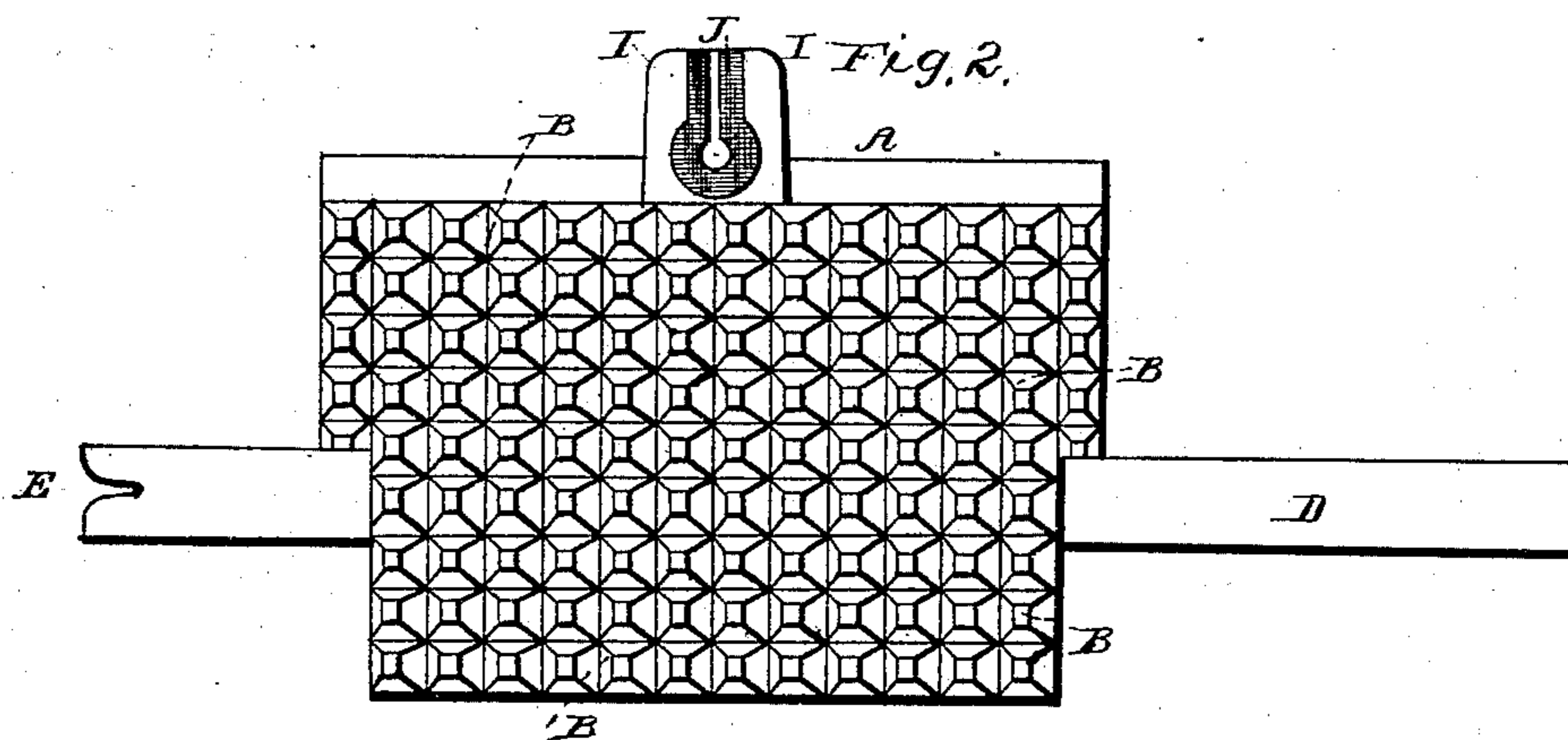
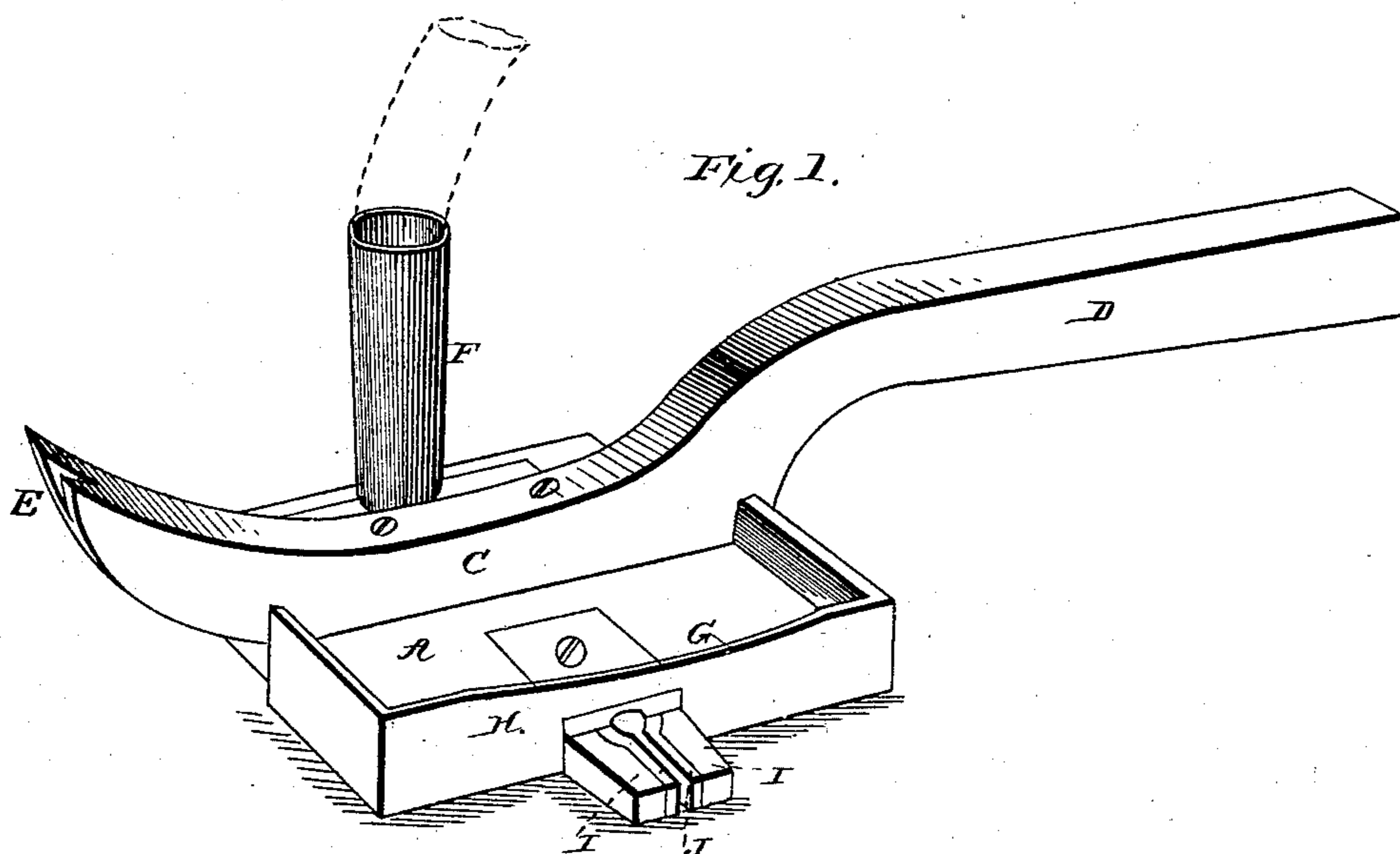


(No Model.)

F. P. HART.
CARPET STRETCHER.

No. 267,077.

Patented Nov. 7, 1882.



WITNESSES:

Med. L. Dietrich
Jno. W. Stockett

INVENTOR.

F. P. Hart,
by C. A. Snow & Co.
ATTORNEYS.

UNITED STATES PATENT OFFICE.

FRANCIS P. HART, OF LITIZ, PENNSYLVANIA.

CARPET-STRETCHER.

SPECIFICATION forming part of Letters Patent No. 267,077, dated November 7, 1882.

Application filed September 23, 1882. (No model.)

To all whom it may concern:

Be it known that I, FRANCIS P. HART, a citizen of the United States, residing at Litiz, in the county of Lancaster and State of Pennsylvania, have invented a new and useful Carpet-Stretcher, of which the following is a specification, reference being had to the accompanying drawings.

This invention relates to carpet-stretchers, and has for its object to provide a simple, durable, inexpensive, and efficient device that shall comprise in its construction a carpet-stretcher, tack-draw, tack-receptacle, and tack-holder.

In the drawings, Figure 1 is a perspective view of the device. Fig. 2 is a bottom view, and Fig. 3 is a transverse sectional view.

Referring to the drawings, A designates a plate or block having a serrated or roughened under surface, B, and provided on top with a strip, C, having a handle, D, at one end, and a bifurcated pointed end, E, forming a tack-draw. At one side of strip D is provided a socket, F, and the plate A is surrounded on the other side of said handle D with a vertical flange, G, forming a tack-receptacle. From the flanged edge H project two arms, I I, having their inner adjoining edges provided with an elastic packing, J, to hold the tack.

The operation and advantages of my invention will be readily understood. A long handle, of any suitable length or dimensions, is inserted in socket F and used to push along plate A, while the operator is standing, to stretch the carpet from the center of the room. The handle D is then grasped in the left hand and the opposite tack-draw end, E, in the right.

The device may now be shoved so as to bring the carpet close up against the washboard, when a tack is inserted between arms I I and driven in, when the device is withdrawn and the tack driven home.

The device is exceedingly simple and convenient, and very effective in operation.

I claim as new—

1. The combination, with the stretching-plate having a roughened under surface, of the lateral arms having their inner adjoining edges provided with elastic packing for holding the tack, as set forth.

2. The combination, with the stretching-plate having a roughened under surface and cross-handle on top, of the lateral tack-holding arms on the edge in front of said handle, as set forth.

3. The combination, with the stretching-plate having the cross-handle, of a socket at one side thereof to receive a long handle, as set forth.

4. The stretching-plate having a cross-handle and vertical flanges surrounding its edges on one side of said handle to provide a tack-receptacle, as set forth.

5. The combination, with the stretching-plate having the cross-handle and roughened under surface, of a handle-socket at one side of the cross-handle and two lateral tack-holding arms at the other, as set forth.

6. As a new article of manufacture, a carpet-stretcher comprising in its construction a stretching-plate, tack-draw, tack-receptacle, and tack-holder, as set forth.

7. The flat stretching-plate adapted to be pushed along the carpet, and provided with a serrated or roughened under surface, as set forth.

In testimony that I claim the foregoing as my own I have hereto affixed my signature in presence of two witnesses.

FRANCIS P. HART.

Witnesses:

HAYDN H. TSHUDY,
JOHN KAHL.