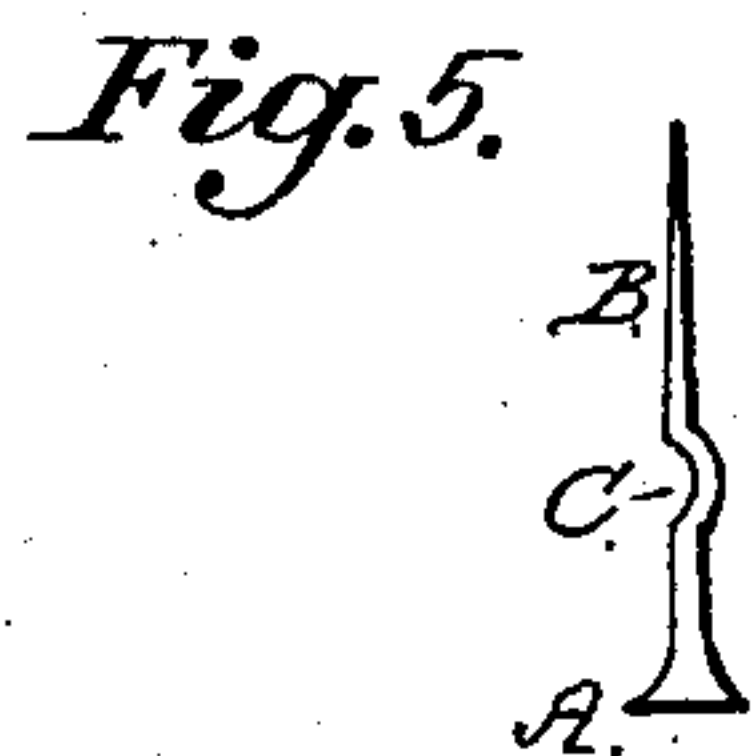
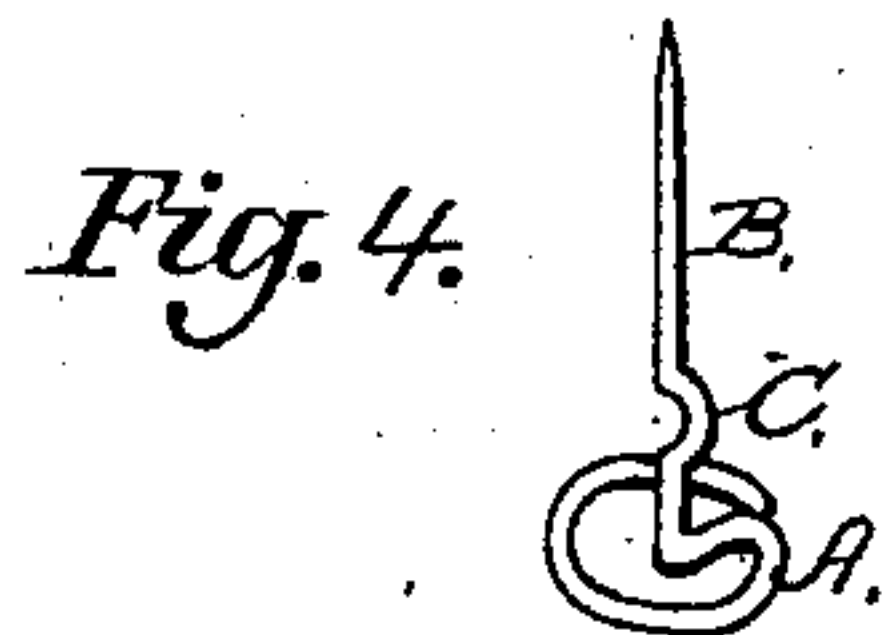
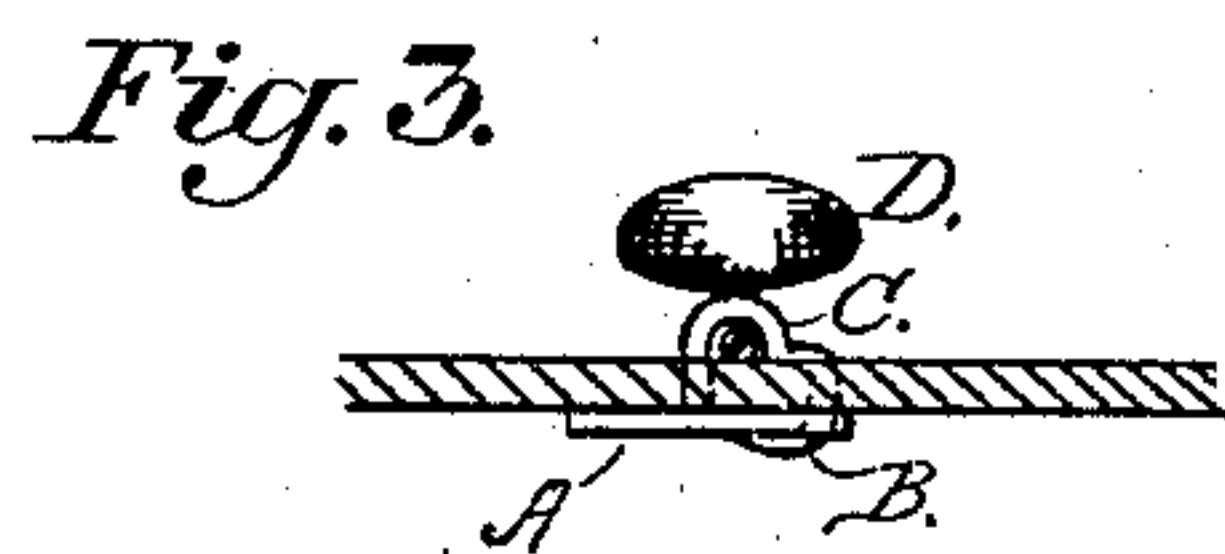
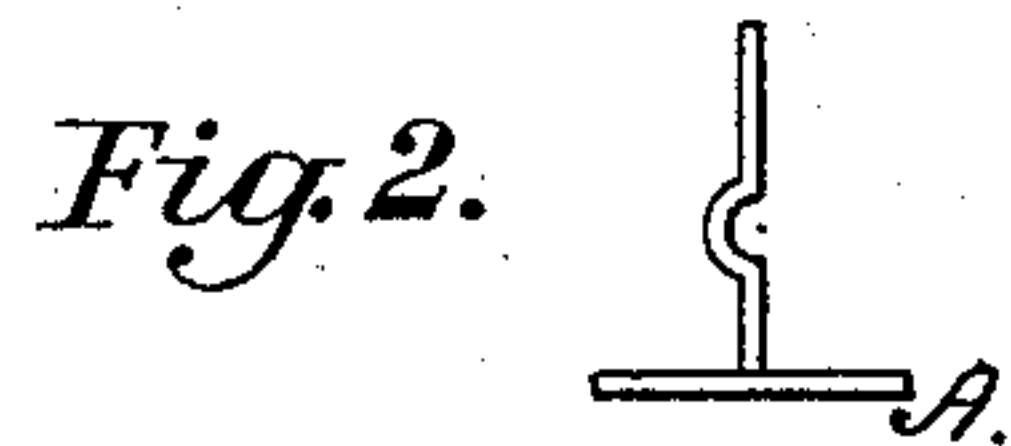
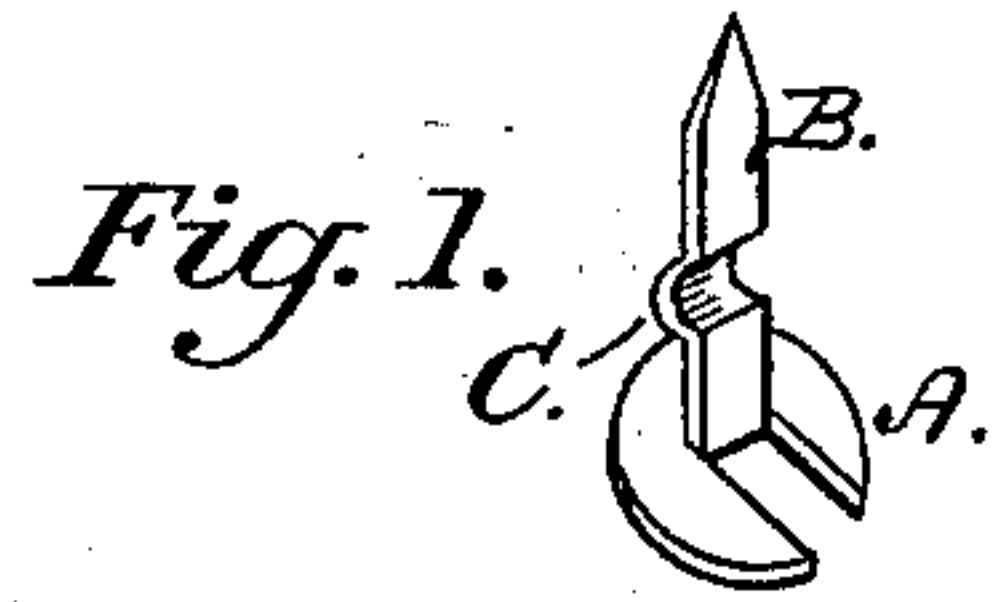


(No Model.)

G. W. PRENTICE.  
BUTTON FASTENING.

No. 266,883.

Patented Oct. 31, 1882.



WITNESSES

*A. F. Heller.*  
*H. W. Howard*

By

INVENTOR  
*George W. Prentice*  
*Parker H. Sweet, Jr.*  
ATTORNEY

# UNITED STATES PATENT OFFICE.

GEORGE W. PRENTICE, OF PROVIDENCE, RHODE ISLAND.

## BUTTON-FASTENING.

SPECIFICATION forming part of Letters Patent No. 266,883, dated October 31, 1882.

Application filed September 9, 1882. (No model.)

*To all whom it may concern:*

Be it known that I, GEORGE W. PRENTICE, a citizen of the United States, residing at Providence, in the county of Providence and State of Rhode Island, have invented certain new and useful Improvements in Button-Fasteners; and I do declare the following to be a full, clear, and exact description of the invention, such as will enable others skilled in the art to which it appertains to make and use the same, reference being had to the accompanying drawings, and to the letters and figures of reference marked thereon, which form a part of this specification.

My invention relates to certain new and useful improvements in that class of button-fasteners for which Letters Patent of the United States were granted to E. F. Lee under date of November 8, 1870, and numbered 109,134; and it consists essentially of a retaining or base plate formed with a single sharp-pointed prong projecting upward at right angles thereto, and provided with a loop or neck to receive the shank of a button, the said prong being adapted to be pushed up through the material to which the button is to be attached, and the shank of button to be secured upon the loop or neck of the prong, which is then bent downward upon the material or back into the material upon or under the base-plate, all as will be hereinafter more fully described, and specifically pointed out in the claim.

In the accompanying drawings, Figure 1 is a perspective view of my improved fastener; Fig. 2, a side view thereof; Fig. 3, a side view, showing the manner of attaching the buttons to a fabric; and Figs. 4 and 5 modifications of my invention.

Referring to the drawings, A represents the plate, which may be of the oval, circular, or other desired shape, and provided with a single sharp-pointed prong, B, arranged to one side or formed partly out of the center of the plate, and projecting upward at right angles thereto, as

shown in the drawings. This prong B is formed with a loop or neck, C, for the reception of the shank of the button, whereby the said loop or neck rests upon the surface of the material to allow of the free play of the said button when attached to a fabric, as fully shown in Fig. 3.

Modifications of my invention are shown in Figs. 4 and 5, in which the fastener is formed from wire, the lower part or base being coiled around upon itself, as shown, with a prong projecting upward at right angles thereto, or the wire may be struck up in the form of a head at the bottom, as may be deemed most preferable.

In the operation of my invention the prong is pushed up through the fabric or material until the plate or base A rests firmly upon the under side of the material. The shank of the button D is then inserted over the prong into the loop or neck C, and the prong bent downward by means of a suitable setting-instrument upon the material, or, if preferred, down through the base or plate A, thereby securely holding the button in place.

The advantages of my improvement will be readily apparent without a more minute description, inasmuch as the complete device is of a simple and efficient character, admirably adapted for the purpose contemplated, and which can be produced at a small expense.

Having thus described my invention, what I claim as new and useful is—

As an improved article of manufacture, the herein-described button-fastening, consisting of the base or plate A, having a single sharp-pointed prong, B, projecting upward therefrom, and at right angles thereto, and provided with a loop or neck, C, substantially as and for the purpose specified.

In testimony whereof I affix my signature in presence of two witnesses.

GEORGE W. PRENTICE.

Witnesses:

GEORGE A. MUMFORD,  
F. A. SMITH, Jr.