
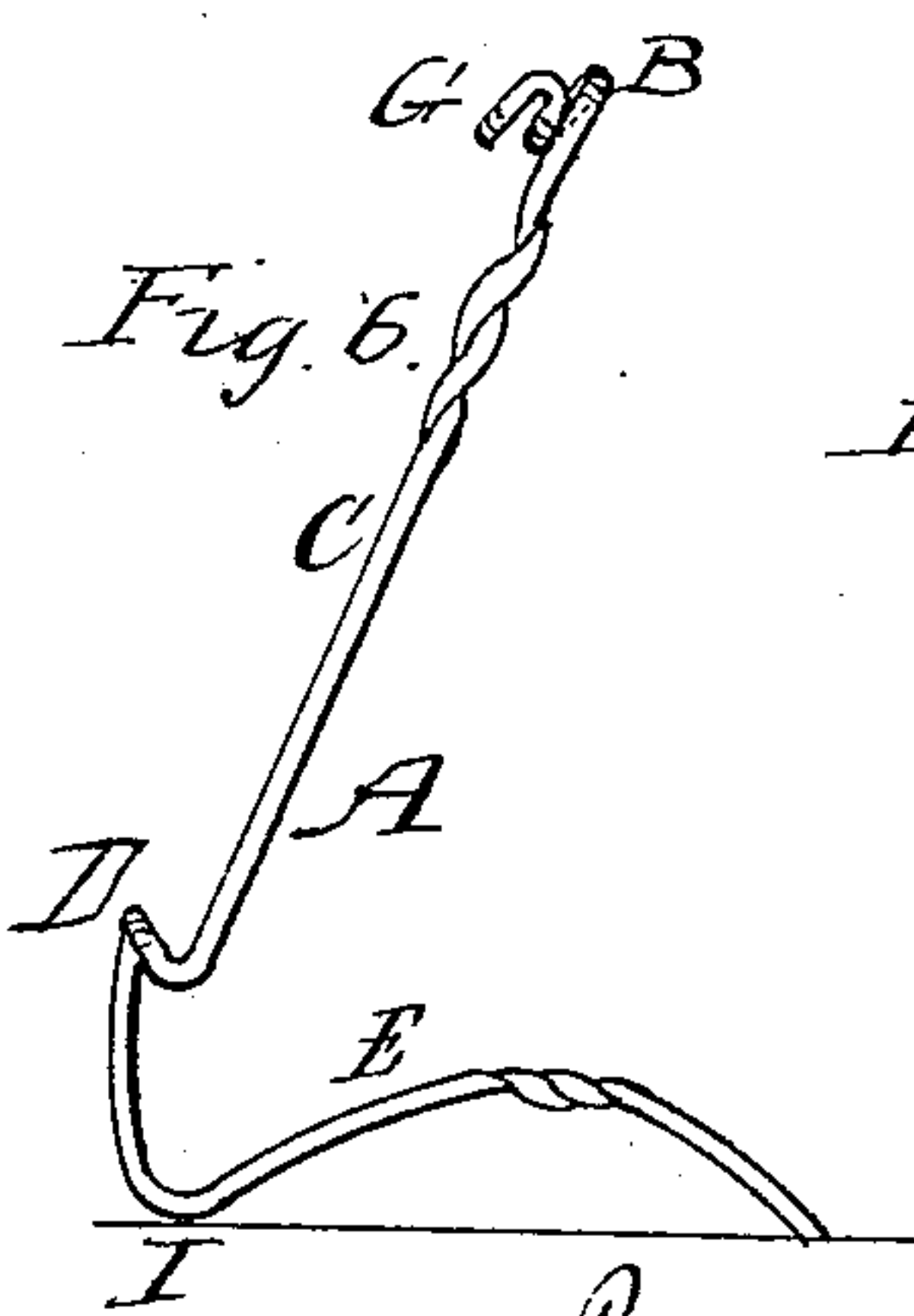
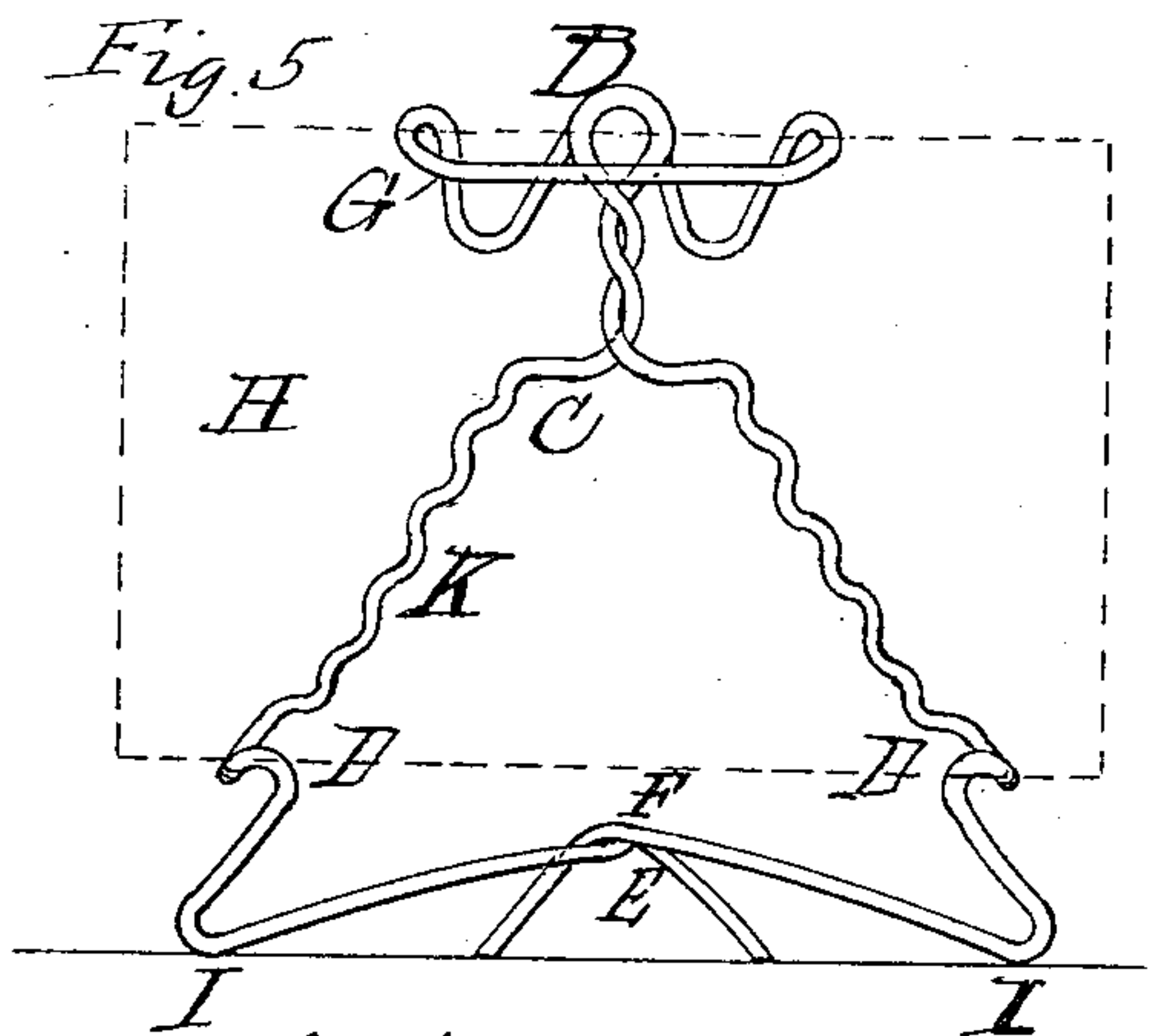
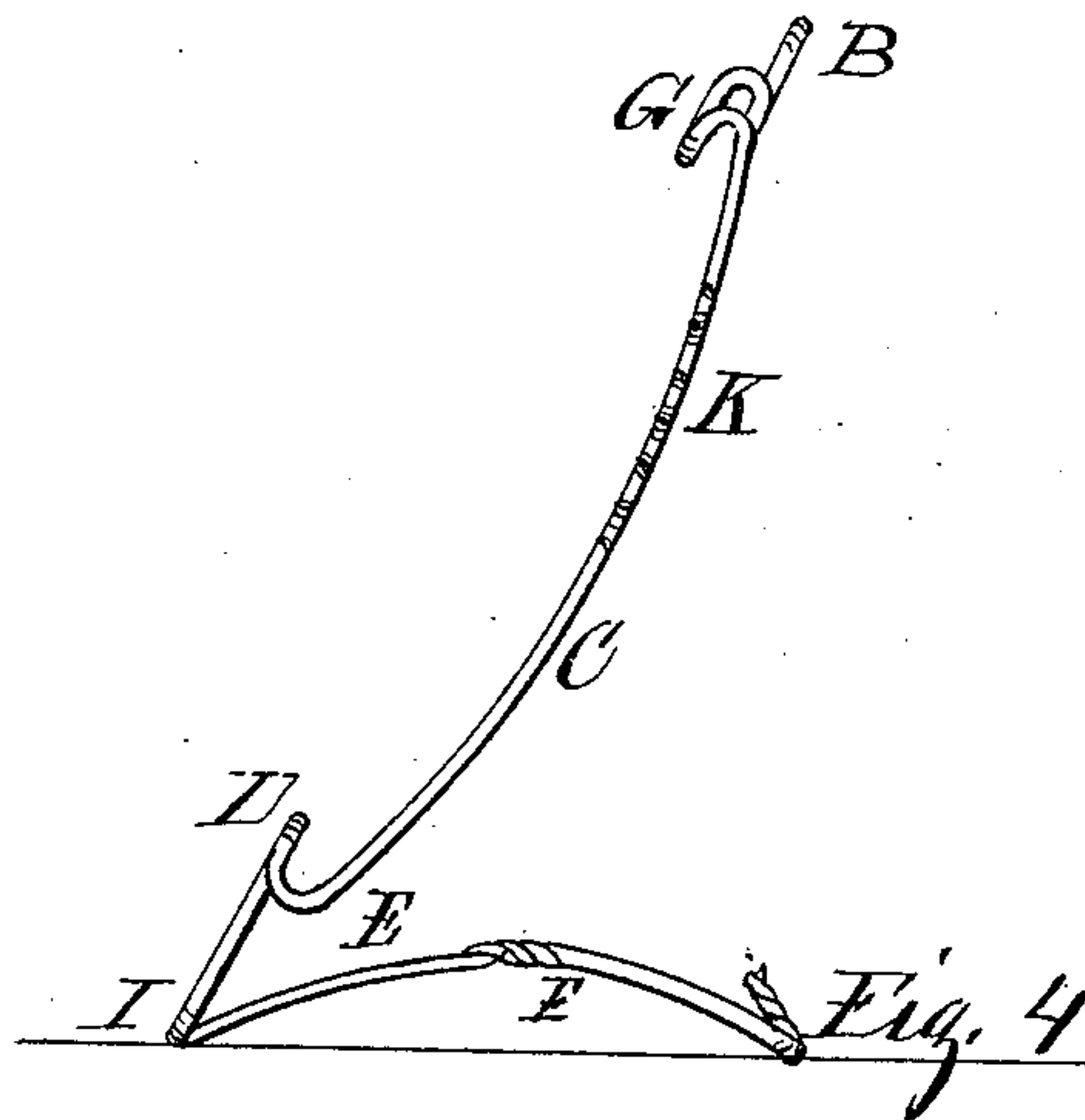
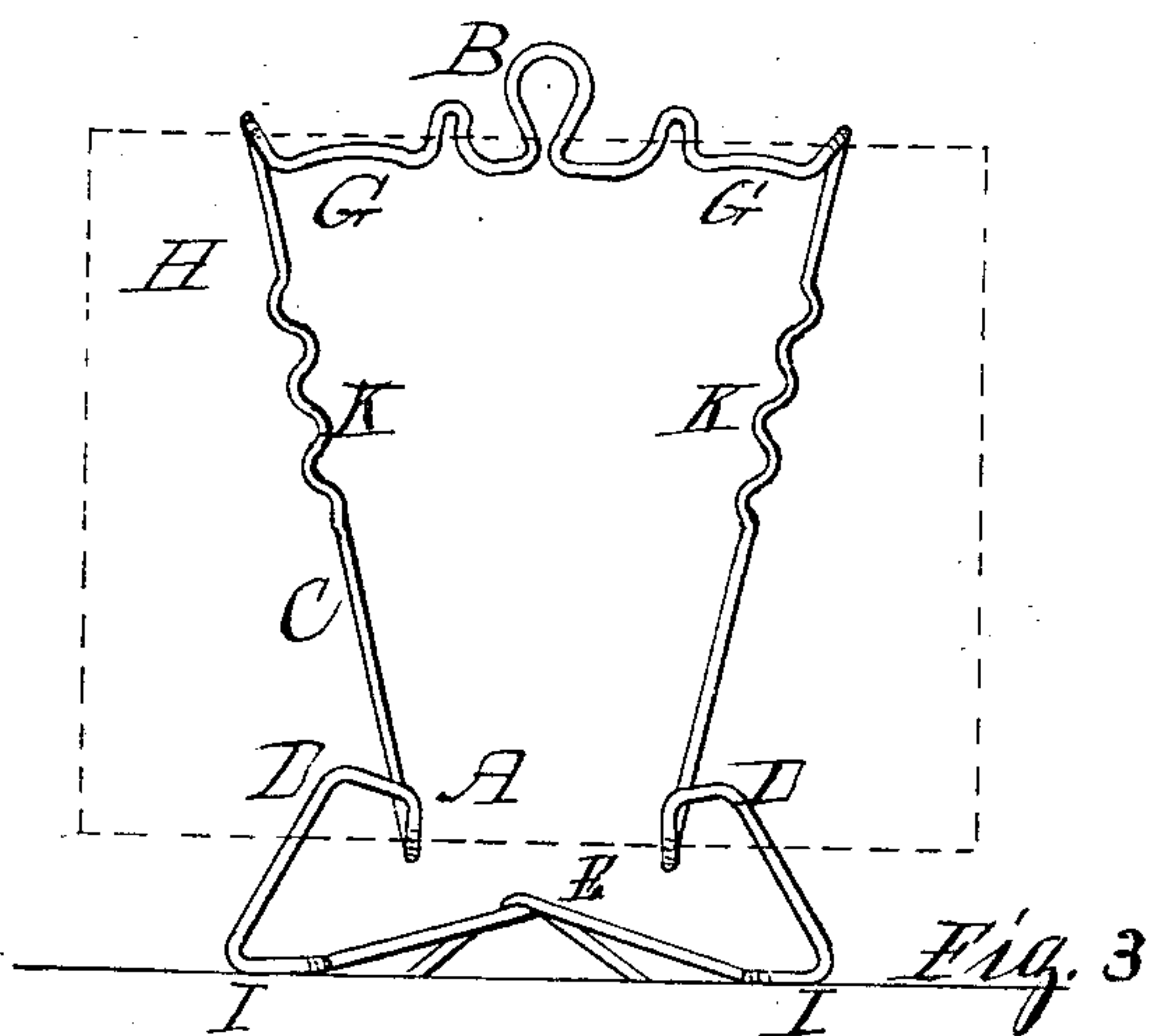
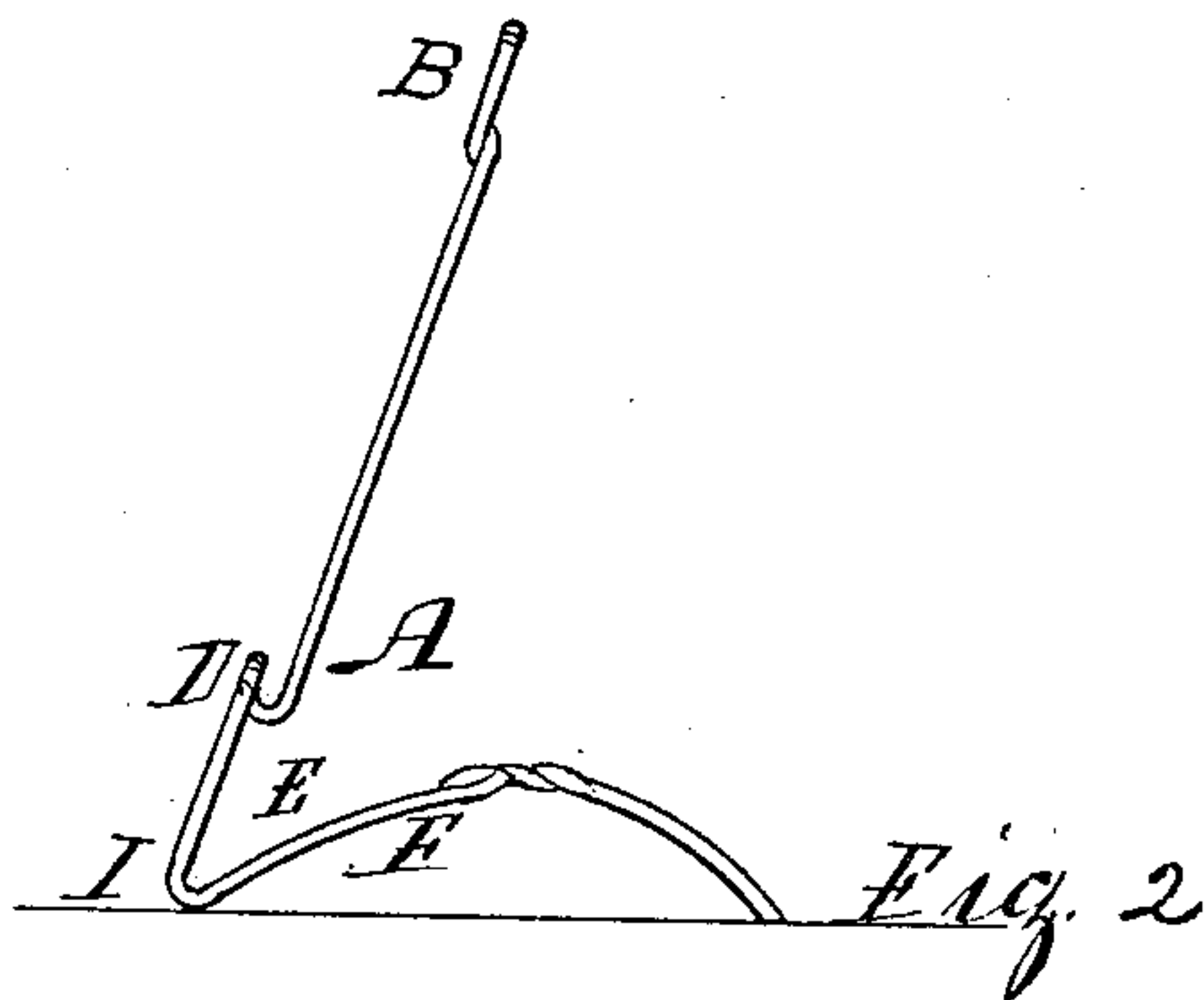
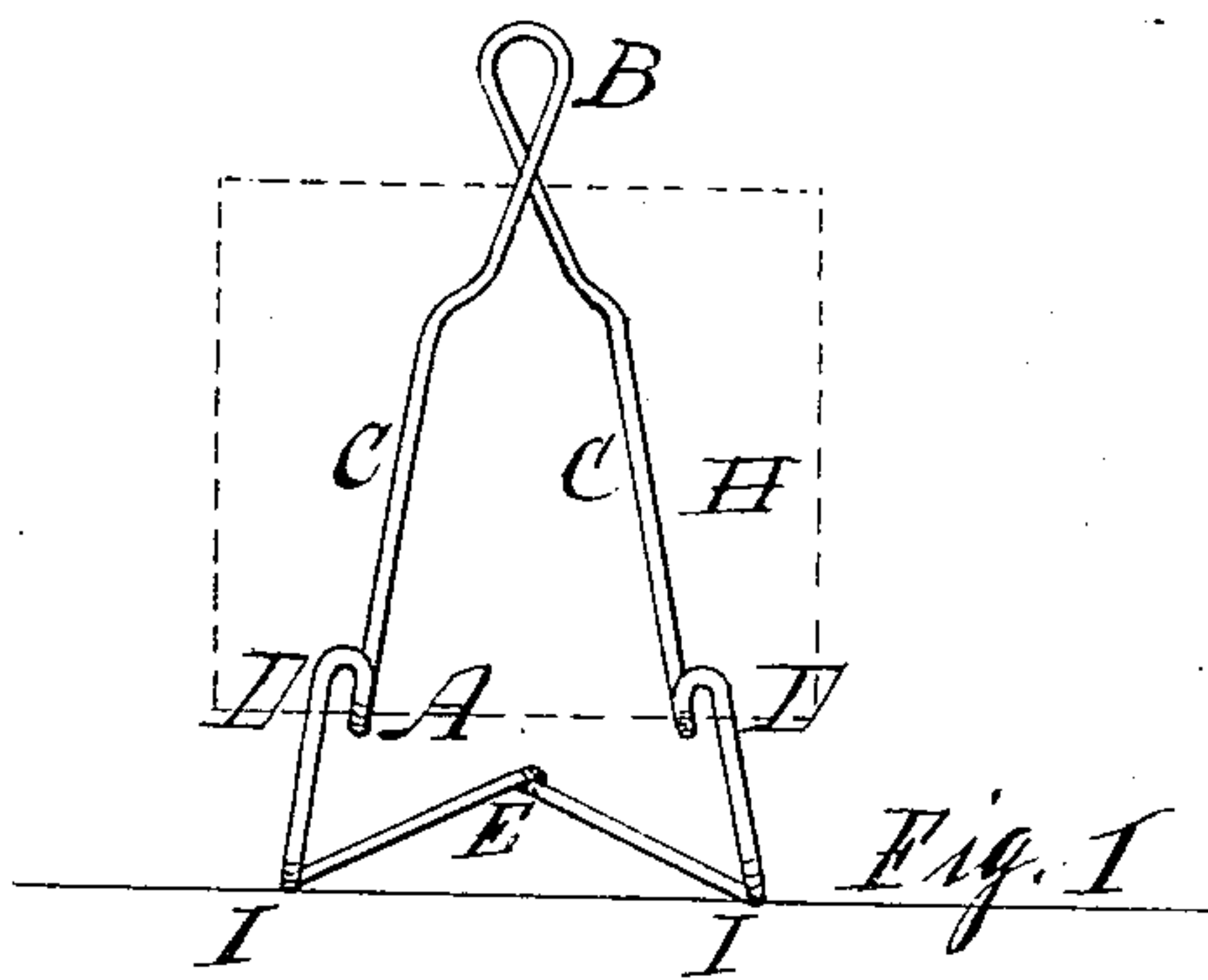


(No Model.)

H. HARRIS.
EASEL.

No. 266,815.

Patented Oct. 31, 1882.



Witnesses
Aaron Kurland
H. C. Bristol

Inventor
Honaldo Harris

UNITED STATES PATENT OFFICE.

HORACE HARRIS, OF NEW YORK, N. Y.

EASEL.

SPECIFICATION forming part of Letters Patent No. 266,815, dated October 31, 1882.

Application filed August 11, 1882. (No model.)

To all whom it may concern:

Be it known that I, HORACE HARRIS, of New York, in the county and State of New York, have invented a new and useful Improvement in Easels, of which the following is a specification.

My invention relates to an improvement in easels made from wire for holding pictures, palettes, shells, or other articles, and they may be provided with an expansive feature for holding pictures, &c., of different sizes; also, they may be converted into frames for holding pictures, &c., to be hung on the wall, and they are made adjustable also, that they may stand at different angles relatively to a shelf or table on which they are placed; and the invention consists in the devices substantially as hereinafter set forth.

Figures 1 and 2 are a front and side elevation of an easel having one form I adopt. Figs. 3 and 4 are a front and side elevation of an easel having doublings in the standard, providing for adjusting it to pictures of different sizes, and doublings over and forward in the top of the frame, or portions thereof, to engage the top of a picture. Figs. 5 and 6 are substantially the same, and showing a loop on the top of the frame, by which the easel may be hung on a wall; and Fig. 7 shows an easel with the support bent up back, and forming a contact with the standard, leaving the whole in condition by the loop B to be hung on a wall.

One feature of my invention found in all the modifications is that the support for the standard is formed by the connecting portions being bent out and back from the lower end of the standard. My easels will usually be made from one piece of wire, but not necessarily so, for two or more may be used and the same principles be carried out.

In Figs. 1 and 2 the easel frame or standard A is made from one piece of wire bent together at B, forming two side sections, C. These, as here shown, have no doublings in the wire to provide for extending the length for pictures, &c., of different sizes. In this and in all the forms and variations there are bends D, to form rests for the picture, &c., and below these rests the sections of the wire, at the point I, are bent back to form the brace-support E for

the standard. The ends of the support or separate sections may be united, as at F, or be made to extend back nearly parallel and be united by an end bar, or otherwise. The wires admit of being bent at I to give more or less inclination, as desired, to the frame.

Figs. 3 and 4 show the easel with the parts as above stated, but having the top of the standard, or portions thereof, bent over and forward to form holders G to engage the top of the picture H, &c. When these holders are used there will ordinarily be doublings K in the sections of the standard, which will be of use in allowing them to be extended or contracted to meet pictures, &c., of different sizes.

Figs. 5, 6, and 7 show how the easel may be converted into a frame to be hung on the wall. In this order the bend B forms a loop for hanging it up. The support E is bent at I up back against the standard, or hooks into it, and is out of the way for hanging up. (See Fig. 7.)

Other forms of general construction will be readily suggested, and be embraced in my invention under the special features herein set forth.

Any variety of wire may be used, either plain or covered, as with celluloid, cloth, or other material; and the wire may be flattened, or flat strips of metal may be used, conforming to the general order of construction herein set forth, and be within the design and provision of my invention.

I claim—

1. The easel having the frame or standard A, with the rests D, and supported by portions E of said frame bent back from the lower end thereof, constructed and arranged substantially as and for the purpose specified.

2. The combination of the support E and standard A, said standard being provided with the rests D, doublings K, holders G, and loop B, and said support being adapted to be bent up at I to connect with the standard, to allow the easel-frame to be hung on the wall, substantially as set forth.

HORACE HARRIS.

Witnesses:

I. W. CONSELYEA,
R. S. STEADMAN.