

(No Model.)

M. P. BRAY.
CORSET.

No. 266,757.

Patented Oct. 31, 1882.

fig. 3.

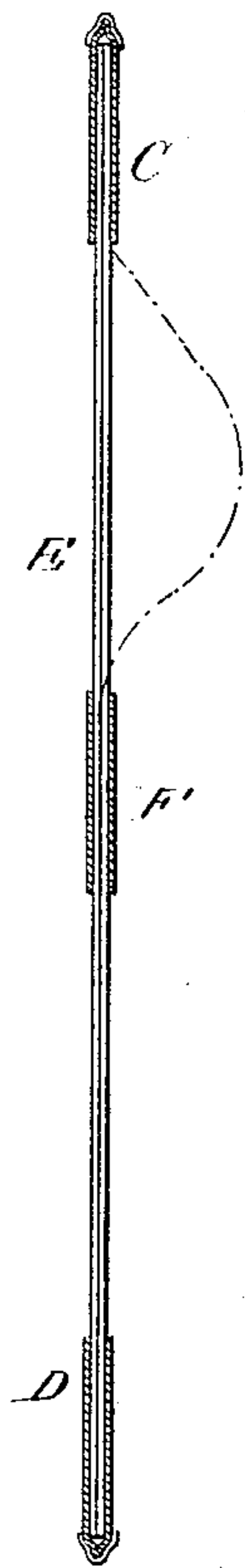


fig. 1.

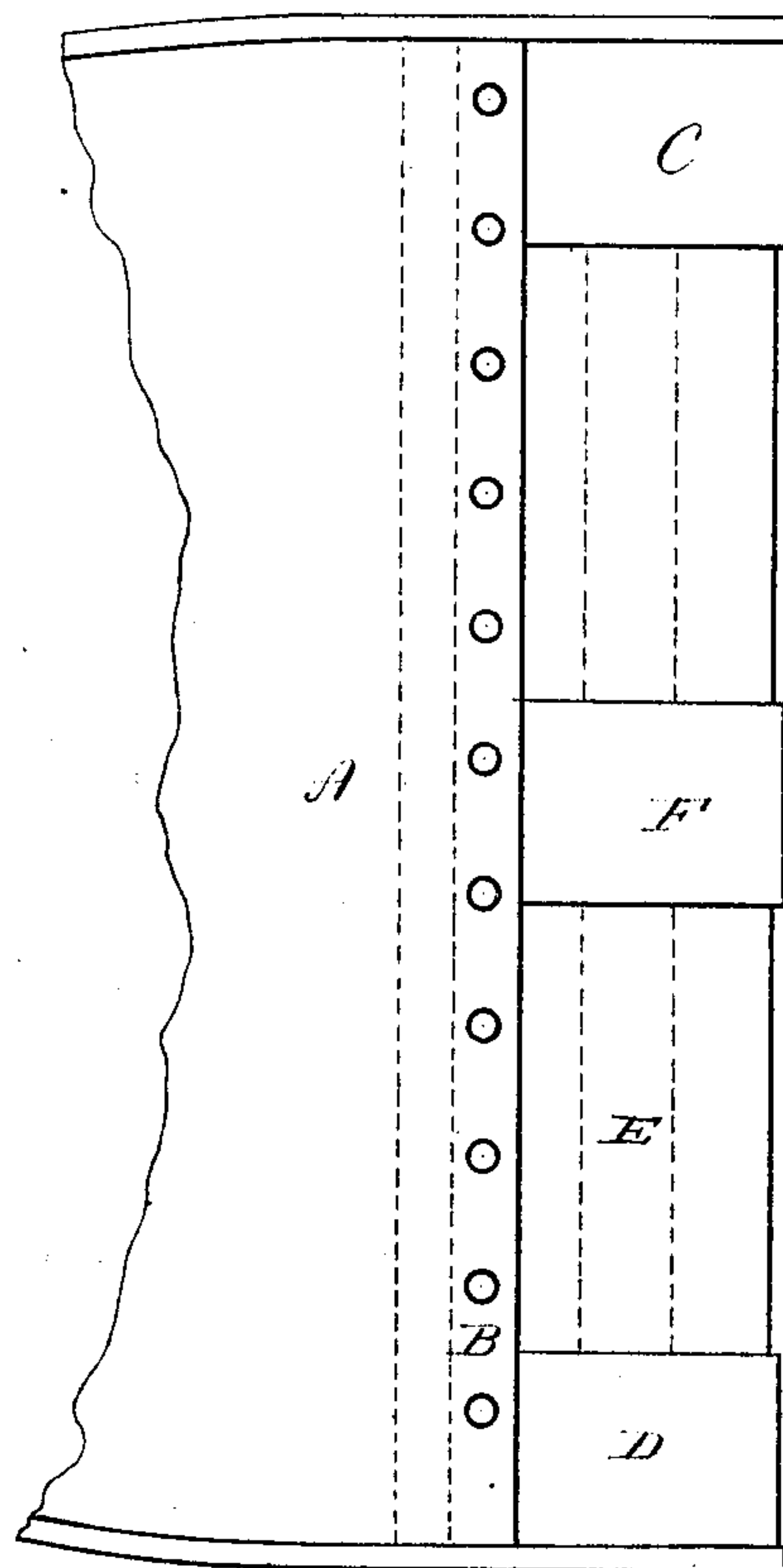
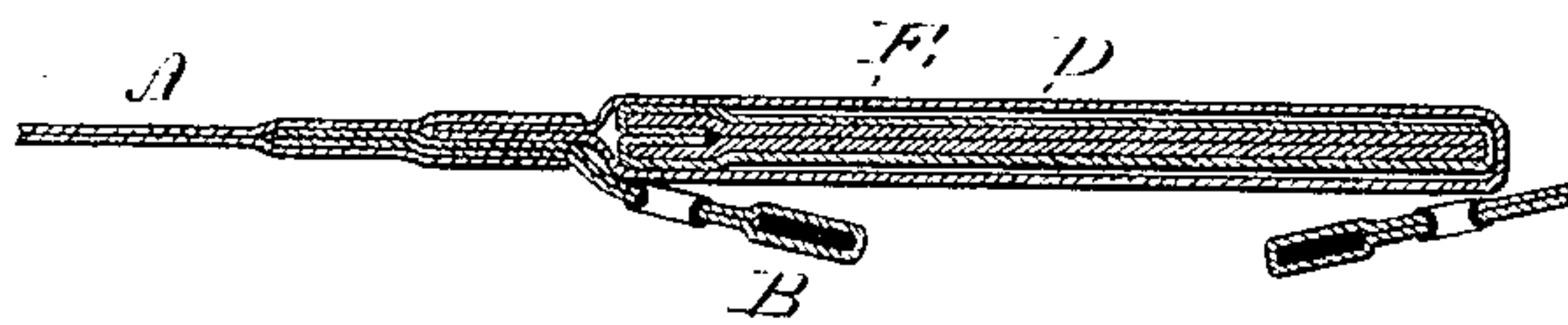


fig. 2.



Witnesses.
W. H. Shumway
J. D. Earle

Morris O. Bray
Inventor
By atty.
J. D. Earle

UNITED STATES PATENT OFFICE.

MORRIS P. BRAY, OF NEW HAVEN, CONNECTICUT, ASSIGNOR TO MAYER,
STROUSE & CO., OF SAME PLACE.

CORSET.

SPECIFICATION forming part of Letters Patent No. 266,757, dated October 31, 1882.

Application filed August 28, 1882. (No model.)

To all whom it may concern:

Be it known that I, MORRIS P. BRAY, of New Haven, in the county of New Haven and State of Connecticut, have invented a new Improvement in Corsets; and I do hereby declare the following, when taken in connection with accompanying drawings and the letters of reference marked thereon, to be a full, clear, and exact description of the same, and which
10 said drawings constitute part of this specification, and represent, in—

Figure 1, a rear view of one part of the corset with the detachable flap in place; Fig. 2, transverse section enlarged; Fig. 3, vertical central section through the flap.

This invention relates to an improvement in corsets, and particularly to that class which lace at the back, the object of the invention being to form a protector at the back which
20 may be readily removed from the corset or applied thereto as the wearer may choose; and it consists in the attachment of a short pocket at the top and a corresponding pocket at the bottom of the corset at one side of the back and inside the eyelet-strip, the pockets projecting beyond the edge of that side of the corset
25 to which they are attached, so that the other side will overlies the said pockets when laced upon the person, the said pockets fitted to receive and hold the lacing, as more fully hereinafter described.

A represents the rear portion of one side of a corset, provided with the usual eyelet-strip, B. Inside the corset, and at a point back from the edge beyond the line of eyelets, I attach
35 a short pocket, C, at the top and D at the bottom, extending beyond the edge of the corset, so that when the two parts of the corset are laid together the other part will overlies the
40 said pockets, as seen in Fig. 2. These pockets open toward each other—that is, the opening in the upper downward and the opening in the lower pocket upward.

E is a strip of material, in width corresponding substantially to the openings in the pockets, and of a length nearly corresponding to the height of the corset. This strip may be made of any suitable material, may be starched, stiffened, or padded, as occasion may require.
50 It is inserted one end into one pocket, D, and

then the other end into the other pocket, C, as seen in Fig. 3, its flexibility permitting it to be bent for such insertion, as indicated in the said Fig. 3, and when in place its forms a flap inside of the corset throughout the length of
55 the lacing portion and inside the lacings, so as to lie between the lacings and the body of the wearer and protect the person or garments therefrom. As an auxiliary support for the flap, I attach a third pocket, F, to the corset
60 at about the center, of the same extent as the pockets C D, but open at the top and bottom, so that the flap may be inserted through the central loop-like pocket to be introduced to the
65 other pockets.

More than one auxiliary pocket may be applied, if desired, yet I find the one central pocket to be sufficient for ordinary uses.

By this construction I provide a flap over which the lacing is made, which may be easily
70 removed, replaced, or omitted altogether at the pleasure of the wearer.

I am aware that a protector has been employed inside the meeting edges of a corset, and am also aware that pockets for the introduction of stays have been made in corsets
75 opening toward each other, and therefore do not claim broadly such devices.

I claim—

1. A corset having pockets C D, attached respectively at the top and bottom of the corset at the rear and inside the line of eyelets, extending outward beyond the eyelets, the pockets opening toward each other, combined with a protector, E, constructed for insertion or removal from the said pockets C D, substantially
80 as described. 85

2. A corset having pockets C D, attached respectively at the top and bottom of the corset at the rear and inside the line of eyelets, extending outward beyond the eyelets, the pockets opening toward each other, combined with a protector, E, constructed for insertion or removal from the said pockets C D and the auxiliary pocket, substantially as described. 90

MORRIS P. BRAY.

Witnesses:

LILLIAN D. KELSEY,
JOS. C. EARLE.