

(No Model.)

J. STEPHENS.

BED SPRING.

Patented Oct. 31, 1882.

No. 266,731.

Fig. 1.

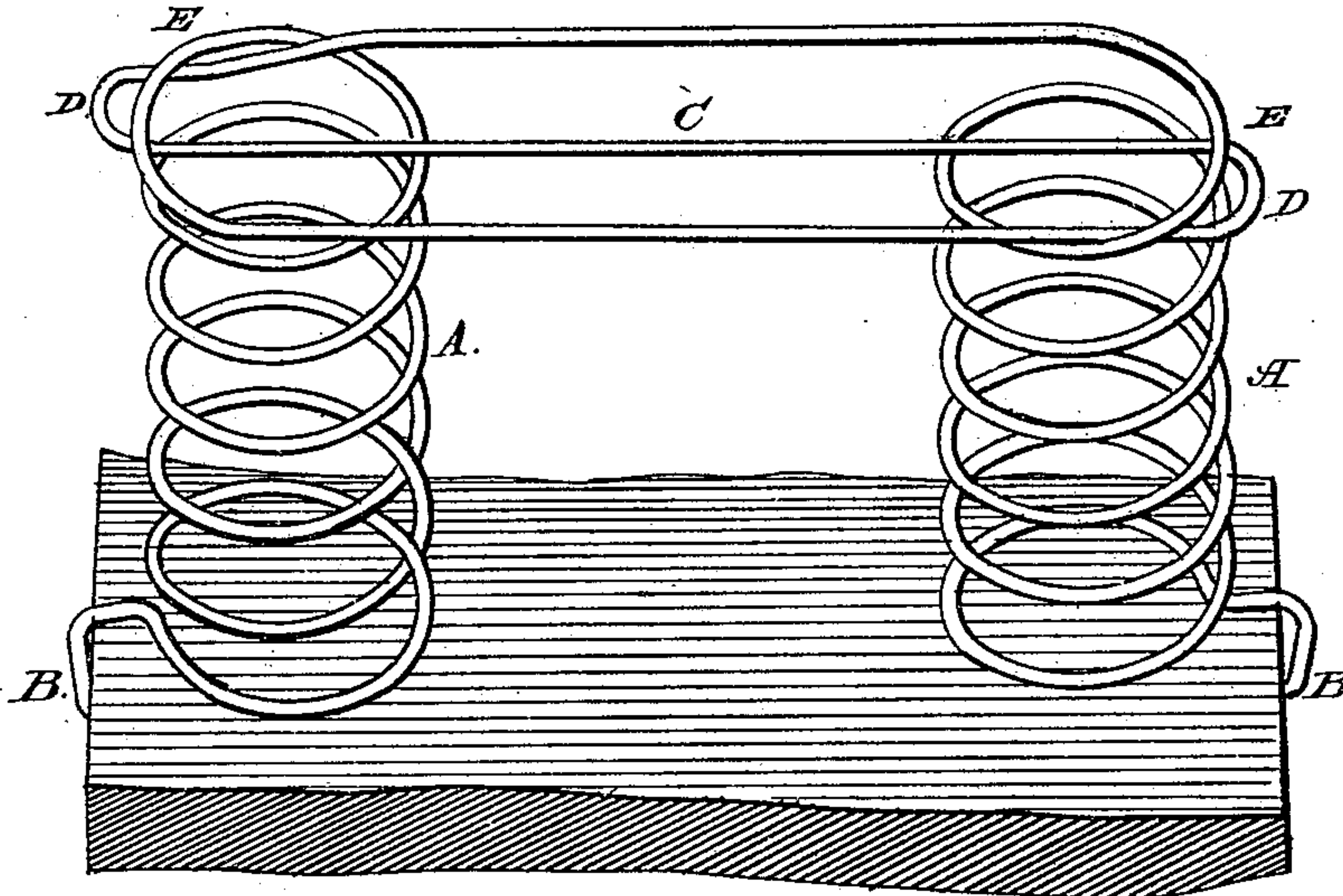


Fig. 2.

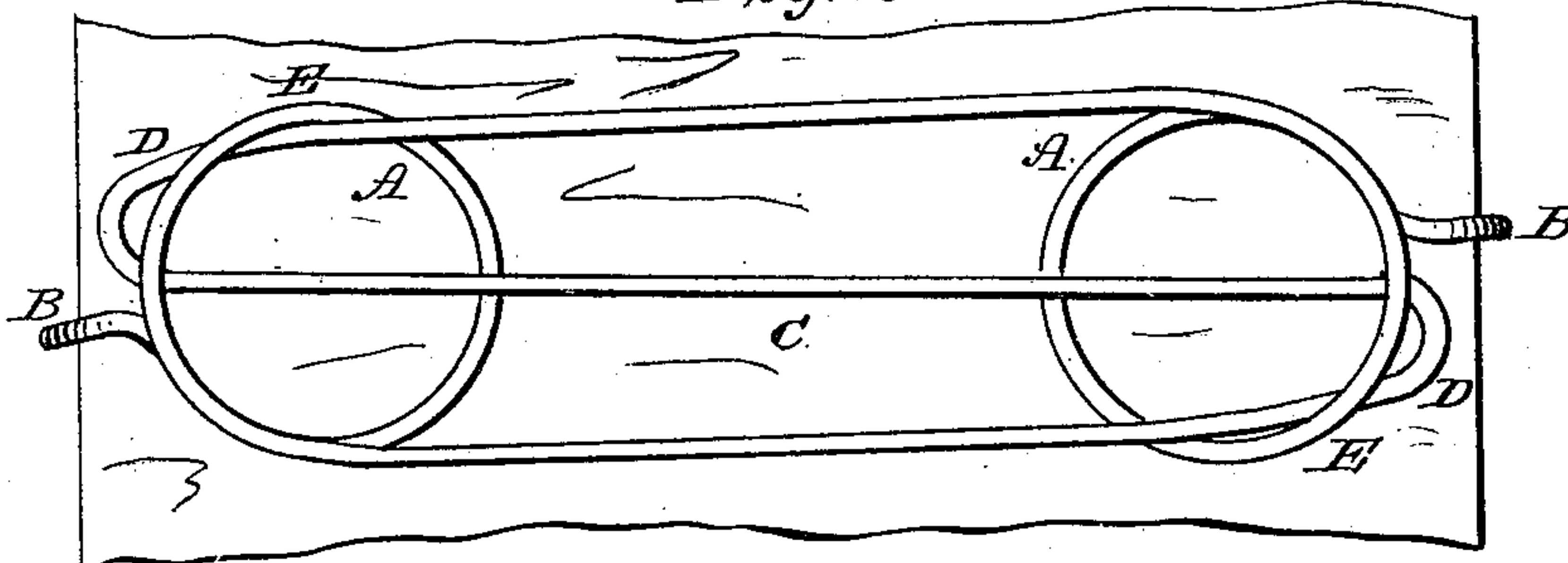
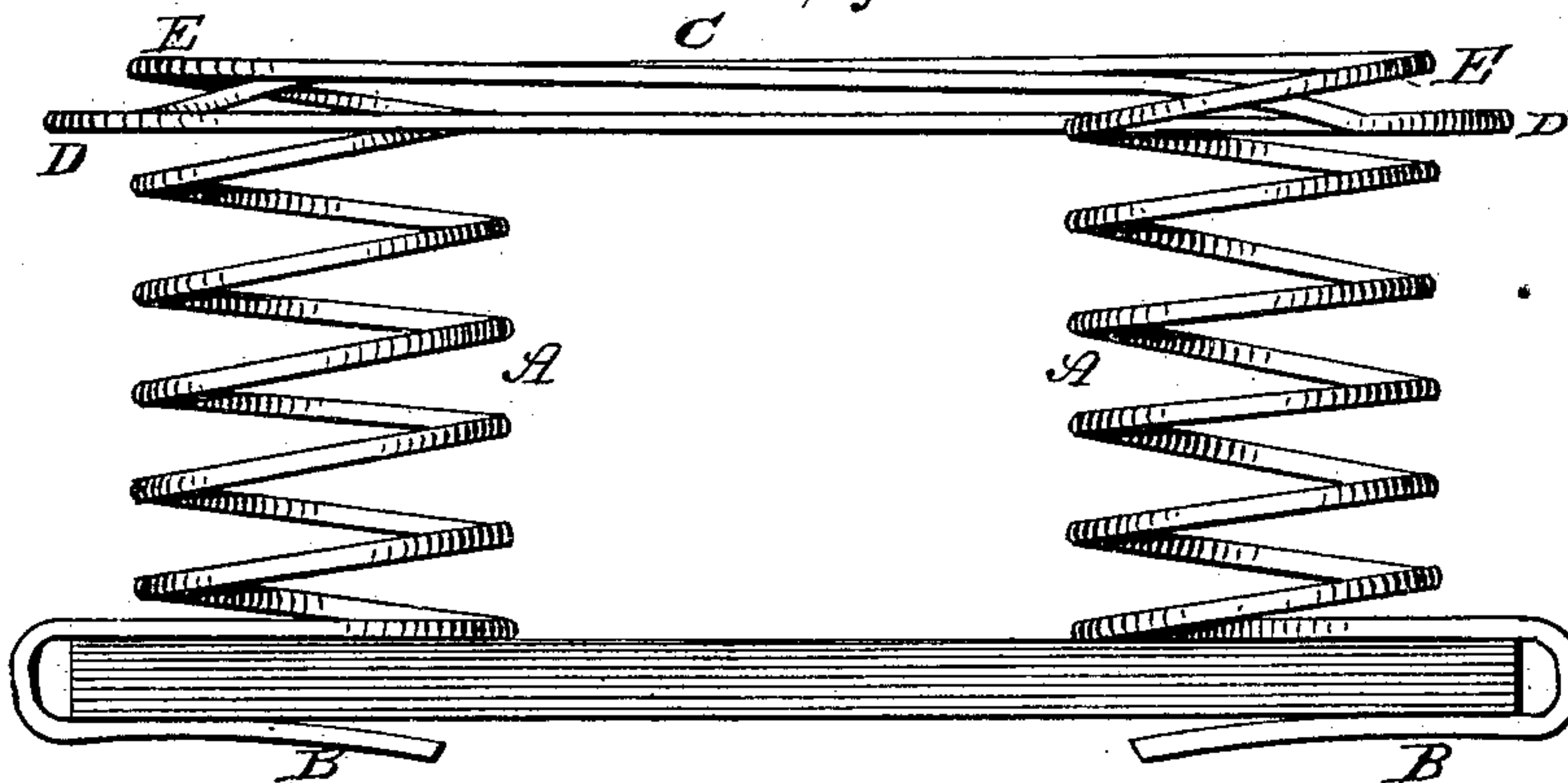


Fig. 3.



WITNESSES:

Fred. G. Dieterich
J. R. Little,

INVENTOR.

James Stephens,
by *C. A. Snow & Co.*
ATTORNEYS.

UNITED STATES PATENT OFFICE.

JAMES STEPHENS, OF WASHINGTON, INDIANA, ASSIGNOR OF ONE-HALF TO
JOHN T. SPARKS, OF SAME PLACE.

BED-SPRING.

SPECIFICATION forming part of Letters Patent No. 266,731, dated October 31, 1882.

Application filed August 31, 1882. (No model.)

To all whom it may concern:

Be it known that I, JAMES STEPHENS, of Washington, in the county of Daviess and State of Indiana, have invented certain new and useful Improvements in Bed-Springs; and I do hereby declare that the following is a full, clear, and exact description of the invention, which will enable others skilled in the art to which it appertains to make and use the same, reference being had to the accompanying drawings, which form a part of this specification.

Figure 1 is a perspective view of my improved bed-springs. Fig. 2 is a plan view of the same, and Fig. 3 is a side view.

Corresponding parts in the several figures are denoted by like letters of reference.

This invention relates to that class of bed-springs which are known as "twin" springs, they being made in pairs from a single wire; and it consists in certain improvements in the construction of the same, which will be hereinafter fully described, and particularly pointed out in the claim.

Referring to the drawings hereto annexed, A A represent the two coiled springs constituting my improved twin spring. Said springs, which may be cylindrical, conical, or of any suitable shape, are provided at the ends of their lowermost coils with hooks B, formed by suitably bending the wire of which said coils are formed, and by which they may be at-

tached in the usual manner to the slats of a bed. The uppermost coils of the springs A A are connected by the bridge-piece C, which is of the shape of a flattened letter S, the ends of the same being continued so as to form the upper coils of the springs. The loops D D, formed by the S-shaped bridge-piece, are of such length as to extend over or beyond the upper coils of the respective springs, and the said loops D are slipped or tucked under the said upper coils, E, whereby they are held securely in position, thus forming a smooth flat surface for the mattress to rest on. The springs, being connected in this manner, will yield readily and simultaneously to such pressure as they may be subjected to. They are simple, durable, and not readily displaced.

I claim and desire to secure by Letters Patent of the United States—

The herein-described twin springs, connected by a flattened S-shaped bridge-piece the loops of which extend beyond and are tucked under the upper coils of the respective springs, as set forth.

In testimony that I claim the foregoing as my own I have hereto affixed my signature in presence of two witnesses.

JAMES STEPHENS.

Witnesses:
JOSEPH WILSON,
F. A. WARD.