


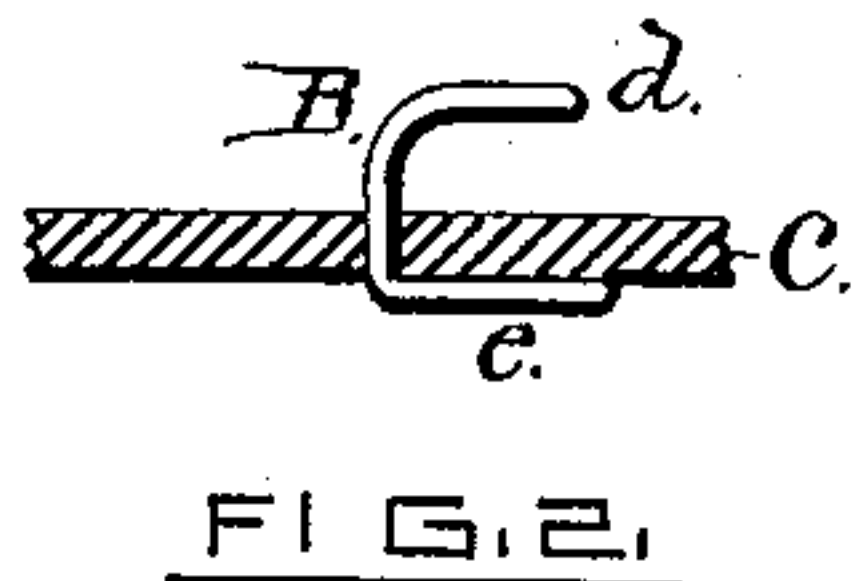
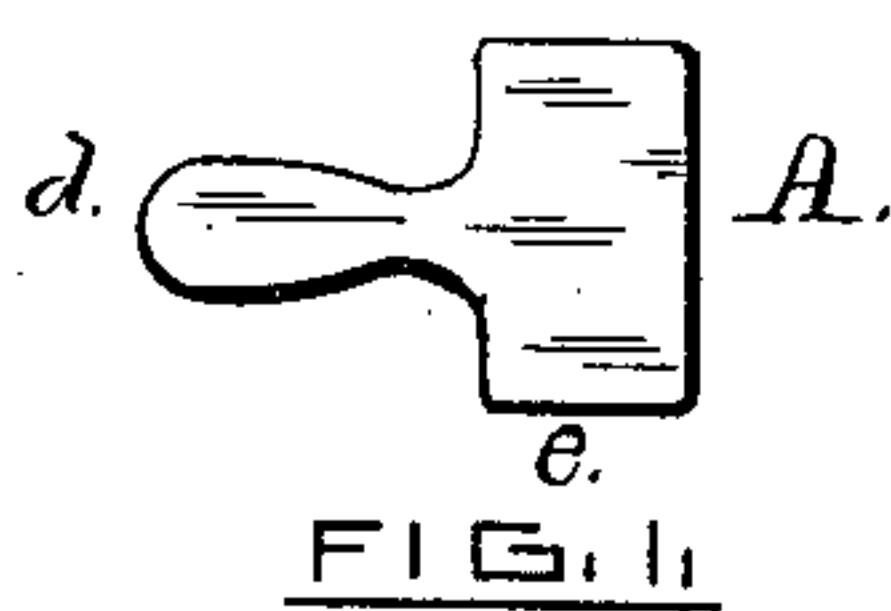
(No Model.)

F. A. SMITH, Jr.

LACING HOOK.

No. 266,651.

Patented Oct. 31, 1882.



WITNESSES.

Frank S. Ames

James J. Nolan, Jr.

INVENTOR.

Franklin A. Smith Jr.  
By Walter B. Vincent Atty

# UNITED STATES PATENT OFFICE.

FRANKLIN A. SMITH, JR., OF PROVIDENCE, RHODE ISLAND.

## LACING-HOOK.

SPECIFICATION forming part of Letters Patent No. 266,651, dated October 31, 1882.

Application filed August 14, 1882. (No model.)

*To all whom it may concern:*

Be it known that I, FRANKLIN A. SMITH, Jr., of Providence, in the State of Rhode Island, have invented a new and useful Lacing-Hook; and I do hereby declare that the following specification, taken in connection with the drawings making a part of the same, is a full, clear, and exact description thereof.

Figure 1 is a view of the blank. Fig. 2 is a side view of hook, showing manner of attachment. Figs. 3 and 4 are modifications of my invention, the latter showing the blank and the former the same bent into shape and ready for attachment.

The object of my invention is to produce a lacing-hook which can be easily and readily attached to the fabric without the aid of an instrument, and which will at the same time possess as great strength and durability as other devices for like purposes now in use; and it consists of a blank cut from sheet metal, having a suitably-shaped projection at one side, which is subsequently bent over to form the hook, the whole being constructed in such a manner that the hook may be passed from the under side through a hole in the material not sufficient in size to permit the passage of the base-plate whereby the hook is retained in place and secured.

In the drawings, A, Fig. 1, is the blank. B, Fig. 2, is the blank bent into shape and attached to the material C. The blank A is formed from sheet metal, and the projection *d* thereof is bent over the plate *e* to form the hook. The neck of the blank or hook is rounded so

as to present a smooth surface and prevent the undue wearing or cutting of the lacing, and the head of the hook may be rounded to give a smooth and neat appearance, as well as to avoid injury to other articles with which it may come in contact.

To secure the device to the fabric a hole is first cut or punched therein, when the hook is pushed through the opening thus made from the under side. The base-plate, to which the hook is connected, being much longer than the aperture necessary to permit the passage of the hook itself, it cannot be drawn through, and the hook is thus secured.

If desired, the material may be re-enforced about the hole or opening by placing around the edges thereof a metallic covering, which will prevent it from enlarging or tearing and allowing the base-plate to be pulled through; and the base-plate may be covered by stitching over it some material which will prevent its removal when not in use.

A modification of my invention described is shown in Figs. 3 and 4, in which the prong or projection forming the hook is struck from the center of the plate.

What I claim as my invention, and desire to secure by Letters Patent, is—

The metallic button-blank A, adapted to be bent or molded to form the hook *d*, and plate *e*, all substantially as shown and described.

FRANKLIN A. SMITH, JR.

Witnesses:

WALTER B. VINCENT,  
W. HOWARD WALKER.