

(No Model.)

L. D. MINOR.

DEVICE FOR EXHIBITING NECKSCARFS, &c.

No. 266,636.

Patented Oct. 31, 1882.

Fig. 1.

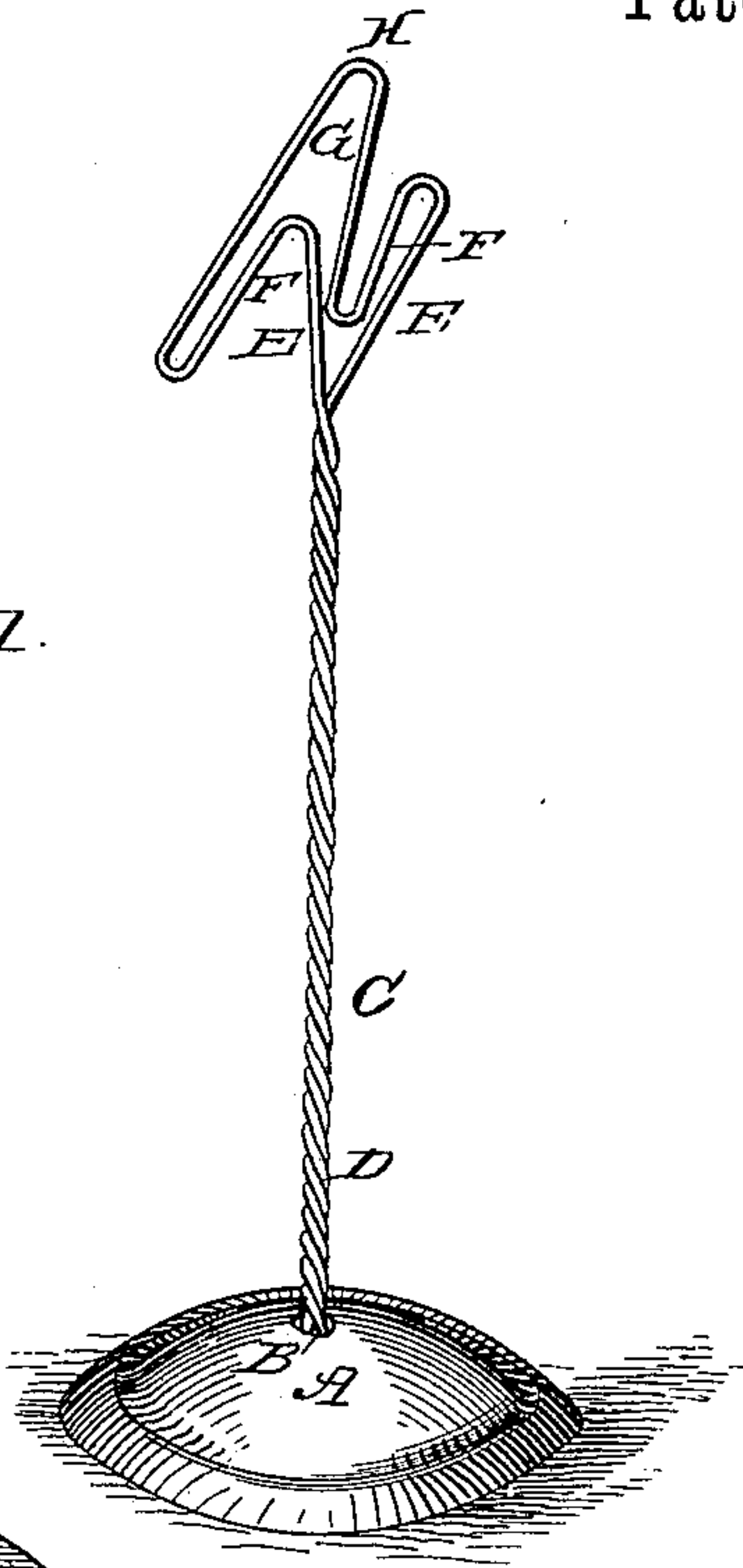


Fig. 2.

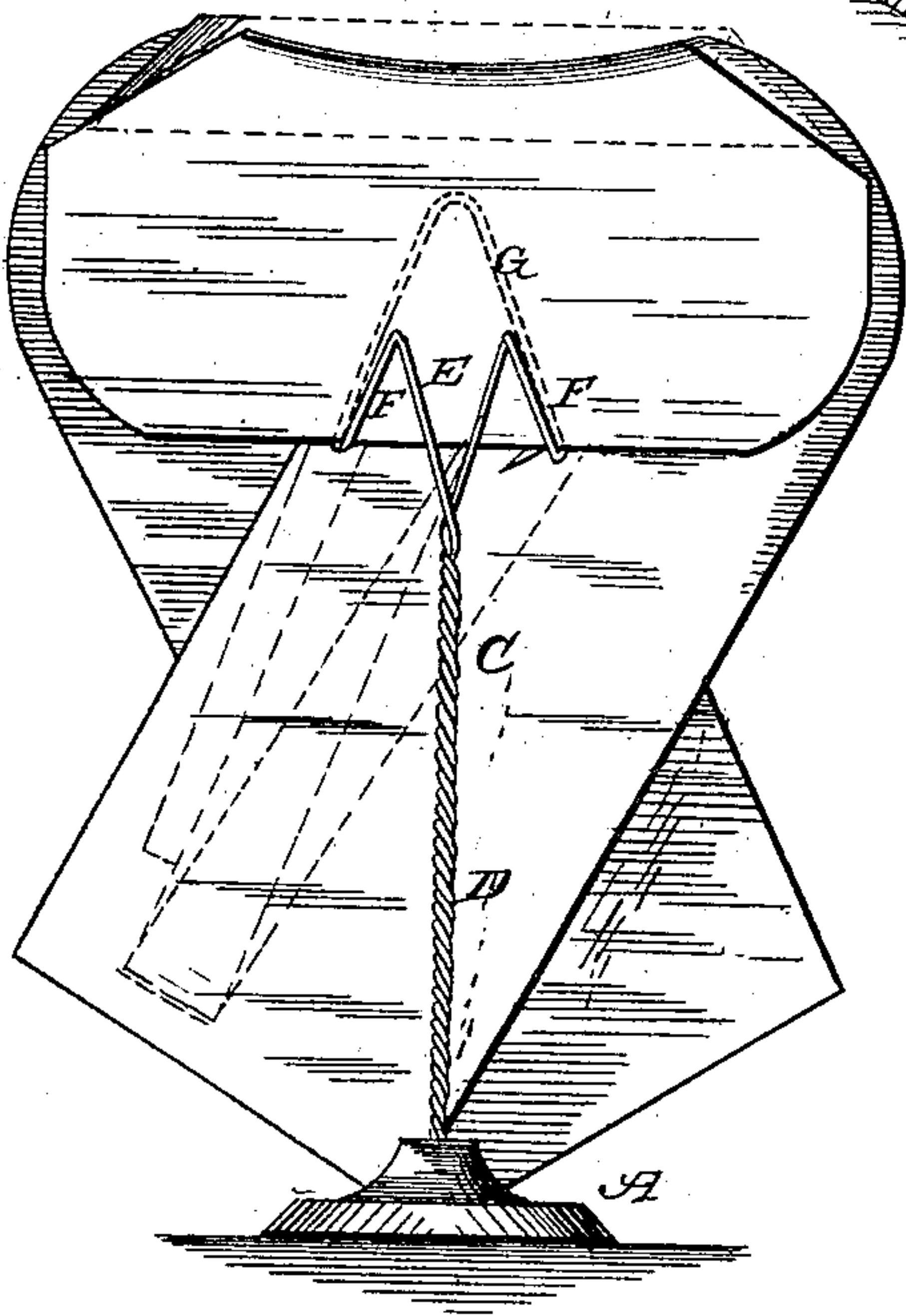



Fig. 3.



WITNESSES:

Wm. H. Dieterich
J. R. Lutz

INVENTOR.

L. D. Minor
by C. A. Snow & Co.
ATTORNEYS.

UNITED STATES PATENT OFFICE.

LYMAN D. MINOR, OF NEW YORK, N. Y.

DEVICE FOR EXHIBITING NECKSCARFS, &c.

SPECIFICATION forming part of Letters Patent No. 266,636, dated October 31, 1882.

Application filed May 27, 1882. (No model.)

To all whom it may concern:

Be it known that I, LYMAN D. MINOR, of New York, in the county of New York and State of New York, have invented certain new and useful Improvements in Devices for Exhibiting Neckscarfs, &c.; and I do hereby declare that the following is a full, clear, and exact description of the invention, which will enable others skilled in the art to which it appertains to make and use the same, reference being had to the accompanying drawings, which form a part of this specification.

This invention relates to stands or devices for exhibiting neckscarfs and like articles in show-windows, cases, on shelves, counters, and other places, and has for its object to provide a simple, attractive, inexpensive, and efficient device.

To this end it consists in certain improvements in the construction of the same.

In the drawings, Figures 1 is a perspective view of the device complete; Fig. 2, a rear view with the scarf in position, and Fig. 3 a side view of the device alone.

Referring by letter to the drawings, A designates a base or stand of any suitable construction, and having a central opening, B.

C is the support or holder, which is formed of a single piece of wire twisted together from its end upwardly, as at D, to form a strong standard, above which are formed two outwardly and rearwardly extending branches, E E, curved over at their top, and each extending forwardly, outwardly, and downwardly, as at F F, from which the wire converges upwardly to form a supporting-tongue, G, having a curved apex or point, H, which latter is the center of the wire.

In practice the ends I I of the wire are removably placed in the base A, and the back

board of the scarf is placed between the tongue G and rests F F, resting on the point where the latter turn up to form the former. This position gives the face of the scarf an inclined position and displays it to best advantage.

I claim and desire to secure by Letters Patent—

1. As a new article of manufacture, a support for displaying scarfs and the like, consisting of a single piece of wire the ends of which are twisted together to form the shank or standard, above which are two outwardly and rearwardly extending branches curved over and downwardly to form a back, from which they converge upwardly to form a supporting-tongue, the apex or point of which is the center of the wire, substantially as set forth.

2. The combination, with a stand or base of suitable construction, having a central opening, of a support or holder for displaying neckscarfs and the like, formed of a single piece of wire, the ends of which are twisted together to form a standard and passed through said opening, the central portion of the wire being so formed as to provide a back and supporting-tongue at the top, substantially as set forth.

3. The combination, with the stand or base having a central opening, of the support or holder formed of wire suitably bent to conform to the shape of the article, and having a twisted stem or standard the ends of which are inserted into the said opening, as set forth.

In testimony that I claim the foregoing as my own I have hereto affixed my signature in presence of two witnesses.

LYMAN D. MINOR.

Witnesses:

CHAS. T. LUNT,
A. G. RICHARDS.