

(No Model.)

A. B. FISK.

EGG CARRIER.

No. 266,617.

Patented Oct. 31, 1882.

Fig. 1.

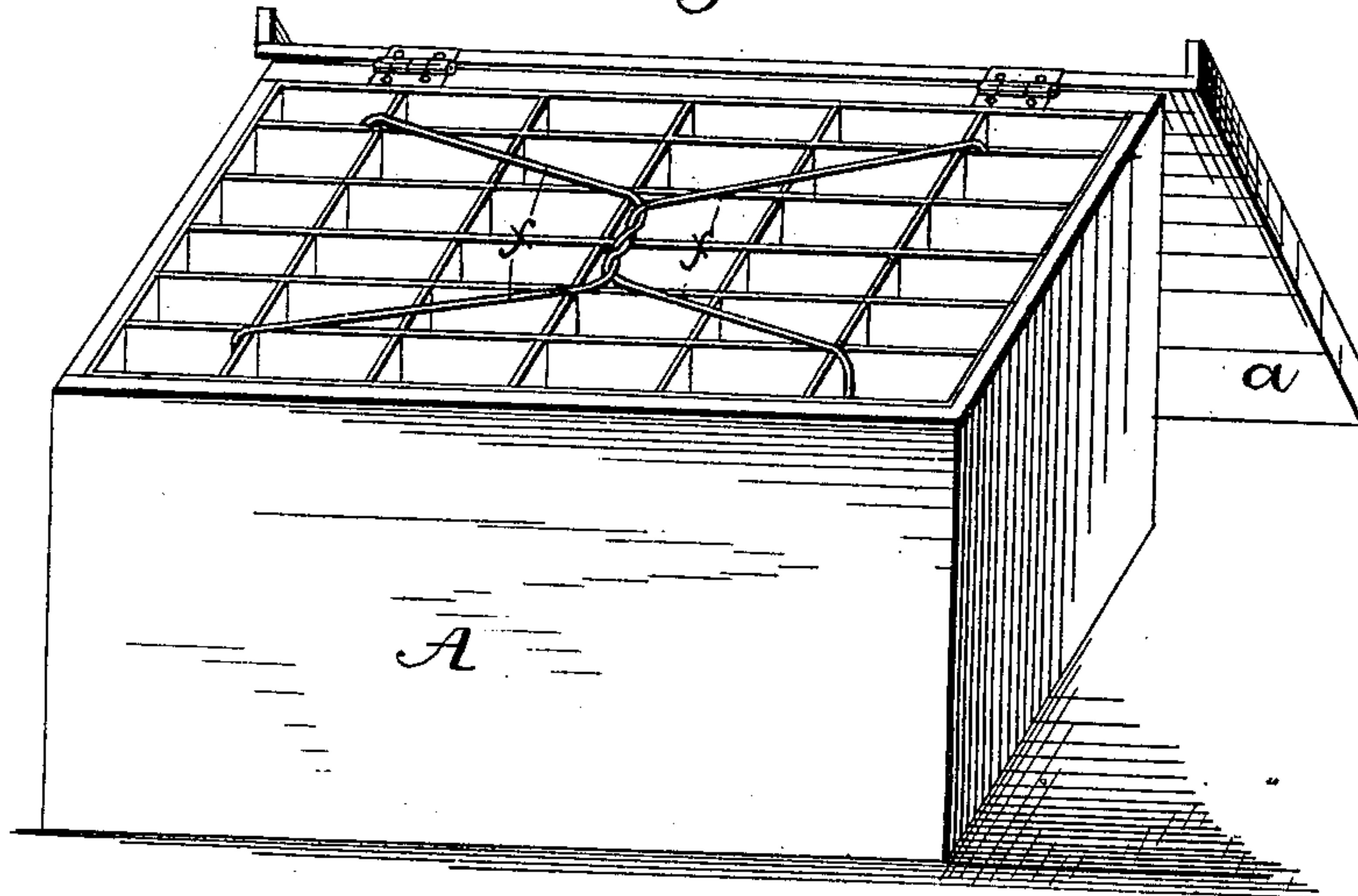


Fig. 3.

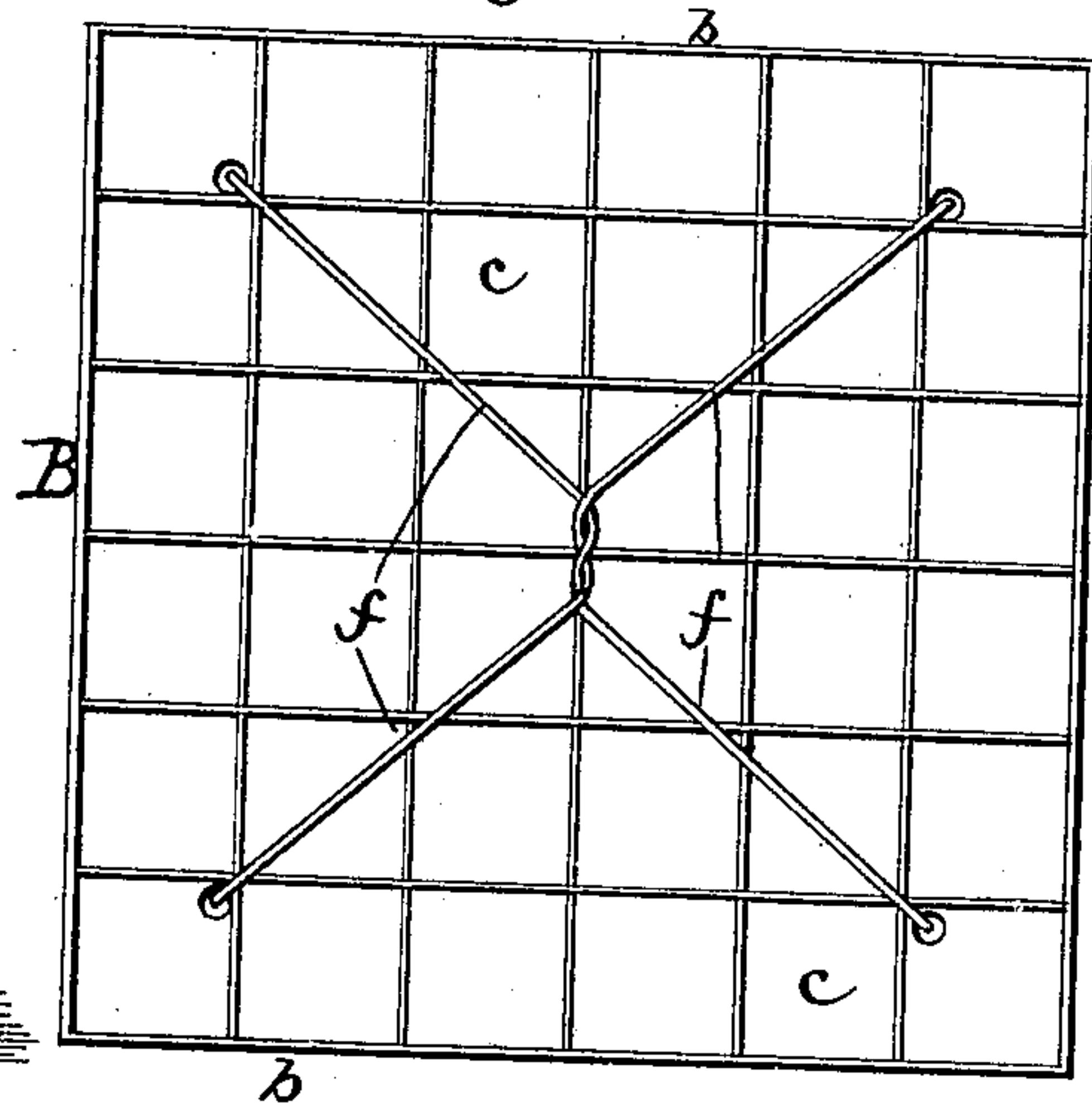


Fig. 2.

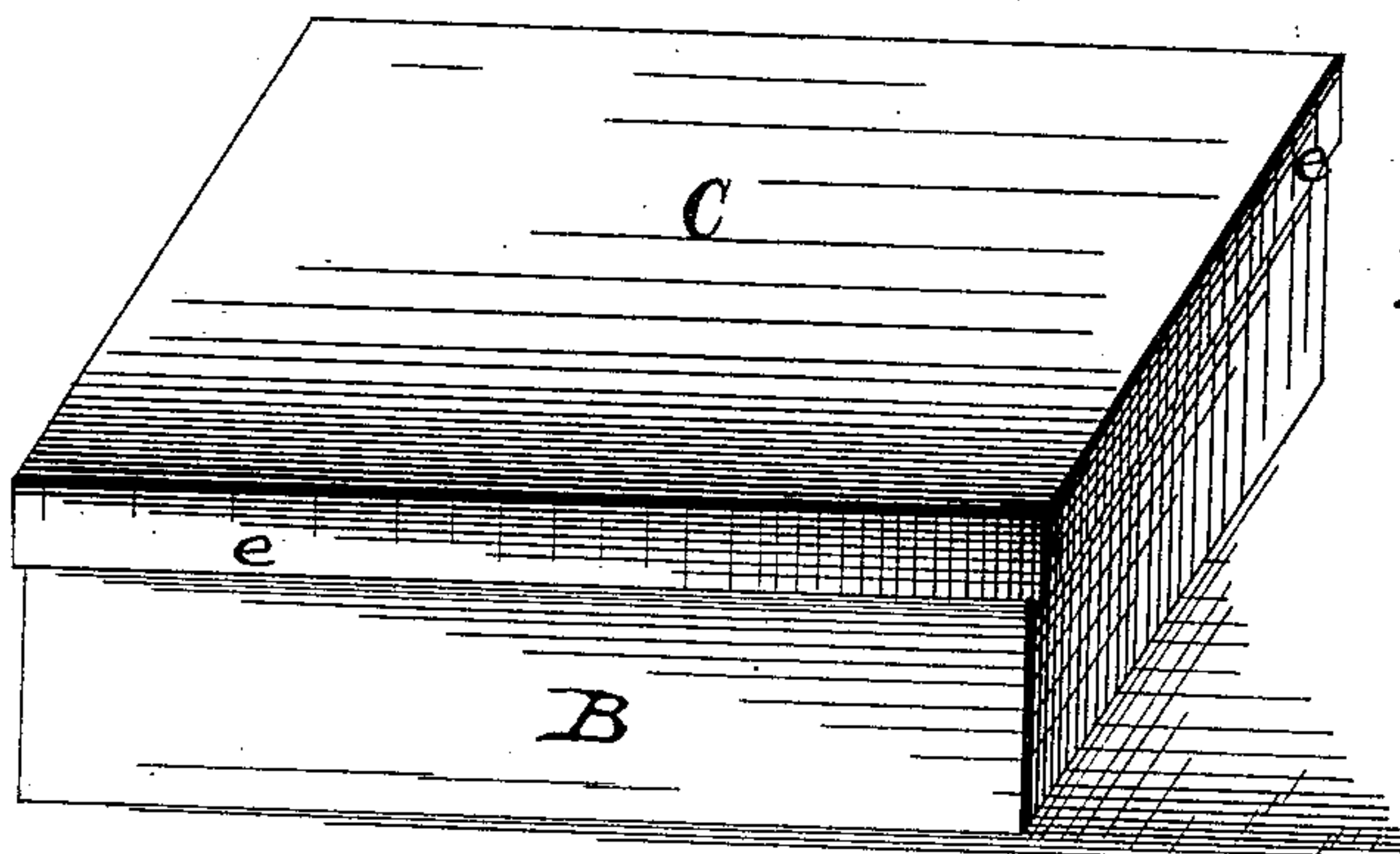
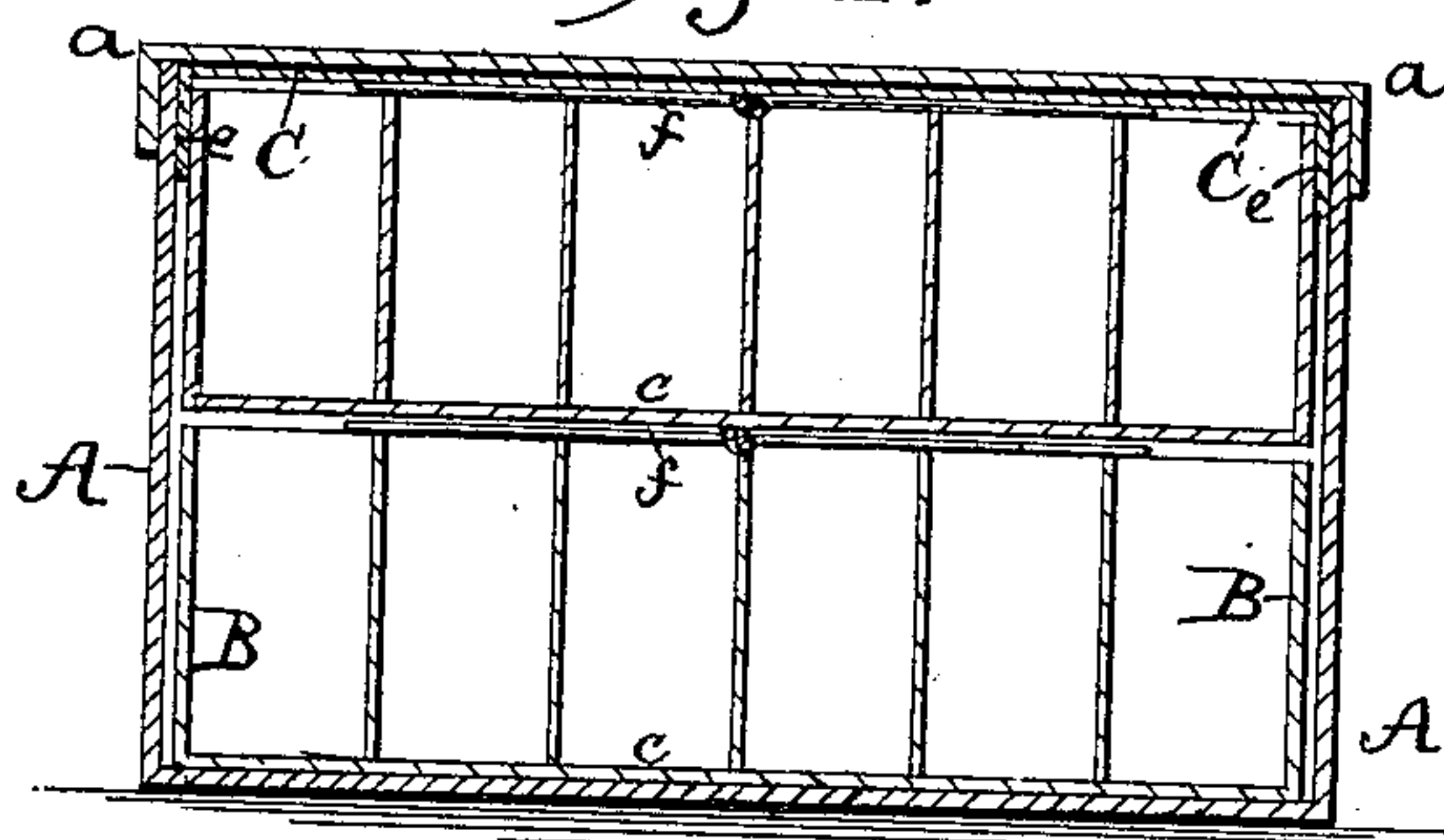


Fig. 4.



Attest:

J. M. Burnham.
W. Allen

Inventor:

Asa B. Fisk,
By Atty. J. M. Kalb

UNITED STATES PATENT OFFICE.

ASA B. FISK, OF LYNDONVILLE, NEW YORK.

EGG-CARRIER.

SPECIFICATION forming part of Letters Patent No. 266,617, dated October 31, 1882.

Application filed August 14, 1882. (No model.)

To all whom it may concern:

Be it known that I, ASA B. FISK, a citizen of the United States, residing at Lyndonville, in the county of Orleans and State of New York, have made certain Improvements in Egg-Carriers, of which the following is a specification.

The invention relates to such carriers having a permanent bottom, a removable top, and a means for lifting; and it consists in the construction and combination hereinafter set forth and claimed.

In the drawings, Figure 1 is a perspective of the box, with the cover thrown open, showing the top tray; Fig. 2, a perspective of one tray removed from the box, and with the extra cover thereon; Fig. 3, a top plan of one tray separate, and showing the lifting-cords. Fig. 4 is a vertical section of the entire device.

A represents a box or "carrier" having a hinged cover, *a*. In the box is set a series of egg-carrying trays, B, made of light stuff of any suitable material, consisting of a framework, *b b*, and an attached permanent bottom, *c*, to each tray. A series of rectangular or straight strips, *d d*, cross each other in the tray, making the pockets or egg-divisions as shown, usually making three dozen receptacles in each tray. Across these trays, from corner to corner, are fastened cords *f f*, for the purpose of lifting out said tray by taking the cords in the middle, where they cross each other, thus steadying the tray and allowing it

to be carried easily to or from the box A to be filled or emptied.

To remove the eggs from the pockets all at once, I provide each box A with at least one extra cover, C, with sides *e e*, and when a tray is lifted out this cover is put on, as in Fig. 2, and the tray turned upside down, which leaves all the eggs in the cover C, the sides *e* of which prevent the eggs rolling off. They are then removed from said cover all at once, or a few at a time, and then the next tray is lifted out and the same cover used as before, and so on until all the trays are emptied.

I am aware that egg trays or carriers have been made with and without bottoms, and also with lids or covers. Strings crossed upon the top of carriers have also been used.

I claim—

The egg-carrier herein described, consisting of the tray B, having the frame *b*, the permanent bottom *c*, the partitions *d*, the lifting-cords *f f*, fastened to the permanent bottom in each of the corner cells and crossed in the center of the tray, and the lid C, having the comparatively high sides *e*, substantially as set forth.

In witness whereof I have hereunto signed my name in the presence of two subscribing witnesses.

ASA B. FISK.

Witnesses:

J. R. DRAKE,
GEO. A. BURNETT.