

(No Model.)

2 Sheets—Sheet 1.

J. C. SLOAN.

CORPSE COOLER.

No. 266,539.

Patented Oct. 24, 1882.

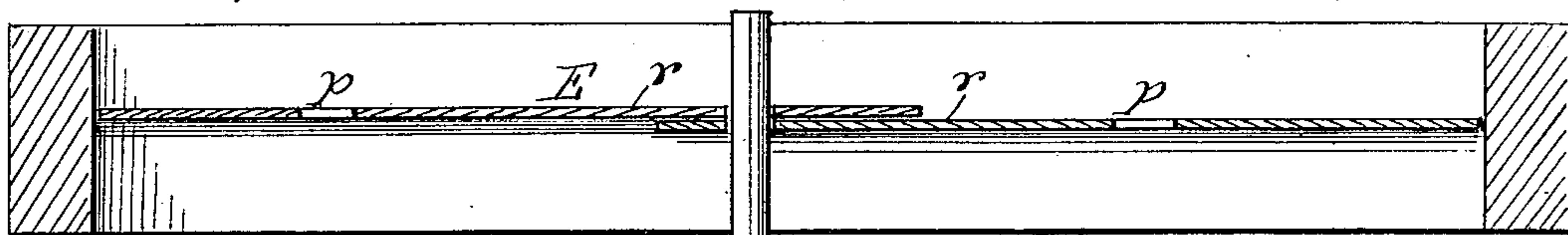
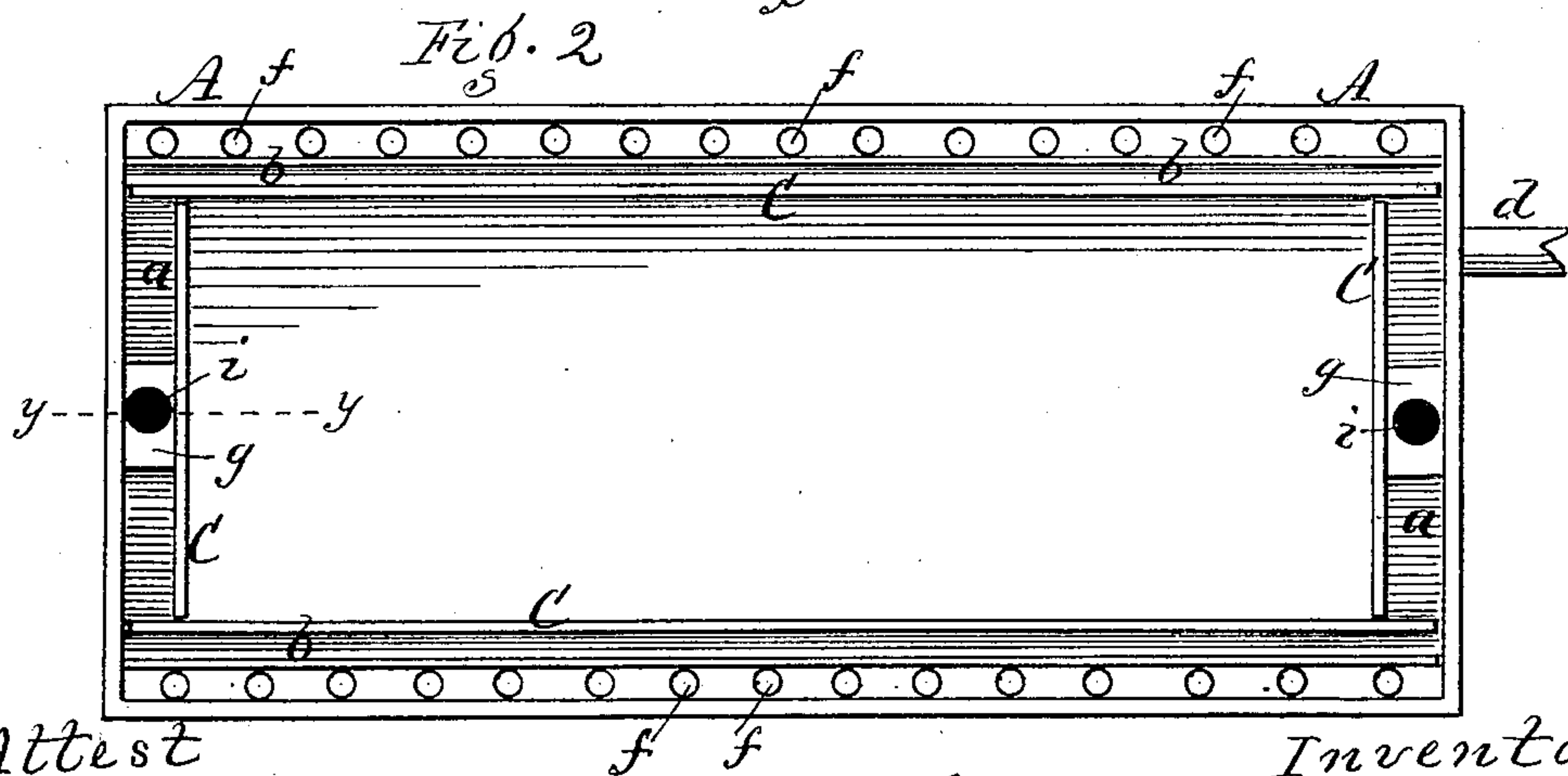
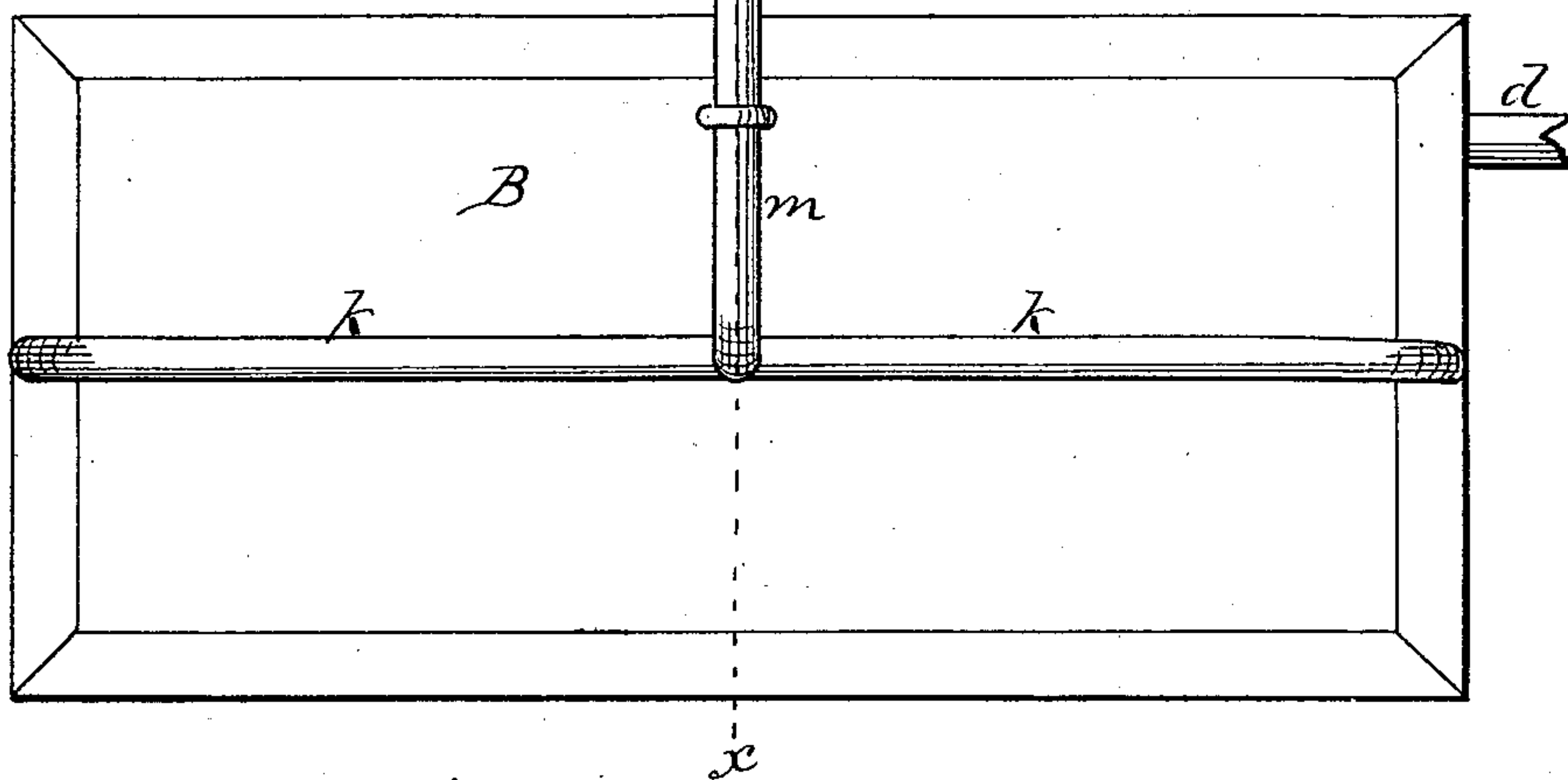


Fig. 1.



Attest
E. P. Follett
F. Miles

Inventor.
James C. Sloan,
per R. F. Osmond,
att'y.

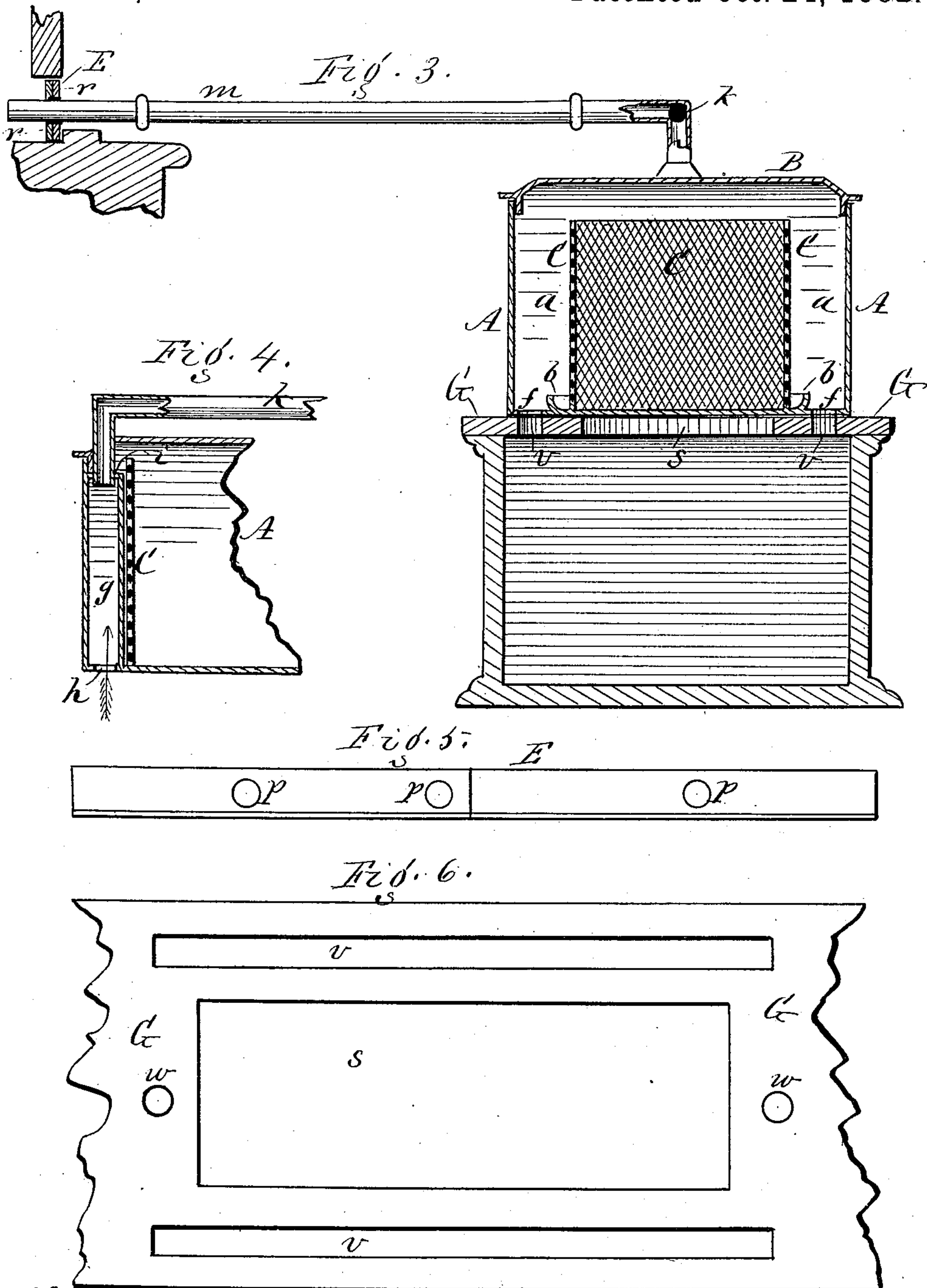
(No Model.)

2 Sheets—Sheet 2.

J. C. SLOAN.
CORPSE COOLER.

No. 266,539.

Patented Oct. 24, 1882.



Attest.
E. P. Follett
F. Miles

Inventor.
James C. Sloan,
per R. F. Osgood,
att'y.

UNITED STATES PATENT OFFICE.

JAMES C. SLOAN, OF HOLLEY, NEW YORK.

CORPSE-COOLER.

SPECIFICATION forming part of Letters Patent No. 266,539, dated October 24, 1882.

Application filed April 24, 1882. (No model.)

To all whom it may concern:

Be it known that I, JAMES C. SLOAN, of Holley, Orleans county, New York, have invented a certain new and useful Improvement in Corpse-Coolers; and I do hereby declare that the following is a full, clear, and exact description of the same, reference being had to the accompanying drawings, in which—

Figure 1 is a plan of the apparatus. Fig. 2 is a similar view with the cover of the box removed. Fig. 3 is a vertical cross-section in line *x x* of Fig. 1. Fig. 4 is a vertical longitudinal section of one end of the box in line *y y* of Fig. 2. Fig. 5 is a face view of the extensible slide which fits under the sash of the window, and which receives the pipe from the ice-box. Fig. 6 is a plan of a portion of the lid of the coffin, showing the ventilating-openings therein.

My improvement relates to ice-boxes which are placed on top of the coffin or the receptacle which contains the corpse and supplies cold air to the same by openings made in the coffin-lid.

The invention consists in the construction and arrangement hereinafter described and claimed.

In the drawings, A shows a rectangular box, made of metal, in which the ice is contained, and B is a removable cover to the same.

C C C C are four plates of wire-cloth or perforated sheet metal, resting inside the box and forming the ice-receptacle proper, with a space, *a*, all around its sides and between itself and the outer box. The ice is placed within this inner receptacle, the cold air passing through and over it into the surrounding space, and the water also passing out at the bottom into small side troughs or grooves, *b b*, whence it runs to one end, and is carried off through a drain-tube, *d*, at one end. (Shown in Figs. 1 and 2.)

f f are a series of holes or slots made in and through the bottom of the main box exterior to the troughs *b b* in the space *a*. Through these holes or slots the cold air produced in the ice-box passes down into the coffin or the receptacle which contains the body; but no water can pass down, since it is caught and conveyed off by the small troughs before described.

g g are two small vertical boxes or passages, one at each end of the main box and in the

center thereof. At the bottom of these passages are openings *h h*, extending through the bottom of the box, and at the top are similar openings, *i i*.

Attached to the cover of the ice-box is a longitudinal tube, *k*, having right-angled vertical ends, which fit removably into the openings *i i*, and from this tube extends a lateral tube, *m*, of sufficient length to pass out through the window. The central or intermediate part of this lateral tube is made of rubber or other flexible material, so that it can be bent and carried to any desired point.

E is an extensible slide a few inches in width, through which holes *p p* are made of sufficient size to receive the end of the lateral pipe *m*. The slide is made of two strips, *r r*, which slide upon each other, and of such length that they can be extended the width of an ordinary window. To fix the slide in place, the lower sash is raised, the slide is extended to fill the width of the window, is set up edgewise, the sash is lowered to rest upon it, and the end of the lateral pipe is run out through one of the holes in the slide. The gases from the lateral pipe thus pass out through the window into the external air and are not discharged into the room.

G represents the lid of the coffin or receptacle in which the corpse is placed for preservation. In this lid a large central opening, *s*, is made, over which the bottom of the ice-box rests, and two long slots, *v v*, are made, which come beneath the holes or slots *f f* in the ice-box, and two small holes, *w w*, are made, which rest directly under the holes *h h* of the box.

In use the ice-box is placed on top the coffin and the interior receptacle filled with ice. The cold radiation from the bottom of the box passes down through the central opening, *s*, while the cold air in the box is carried down through the passages *f v*. The cold air settles in the bottom of the coffin and the warmer air rises to the top. This warmer air passes up through the passages *g g* into the pipe *k*, and thence passes through the pipe *m* into the outer air. All the gases, the animal heat, and the impurities which arise from the body are conveyed into the external air, and not into the room. Bodies can be preserved in this manner a long time.

Having thus described my invention, what

I claim as new, and desire to secure by Letters Patent, is—

1. The ice-box A, constructed with the wire-cloth or perforated plates C C C C, forming an interior receptacle, the longitudinal troughs or
5 grooves *b b* outside the plates for catching and discharging water, the holes or slots *f f* outside the troughs for allowing the passage of cold air downward, and the end passages, *g g*,
10 provided with holes top and bottom, and communicating with the pipes *k m* for the passage of the warmer air upward and outward, as herein shown and described.

2. In a corpse-cooler, the combination, with

the pipes *k m* for the discharge of warm air 15 and gases from the coffin, of the extensible slide E, fitted beneath the sash of a window, and provided with one or more openings to receive the end of the discharge-tube, as herein shown and described. 20

In witness whereof I have hereunto signed my name in the presence of two subscribing witnesses.

JAMES C. SLOAN.

Witnesses:

JAMES THOMSON,
R. P. ORR.