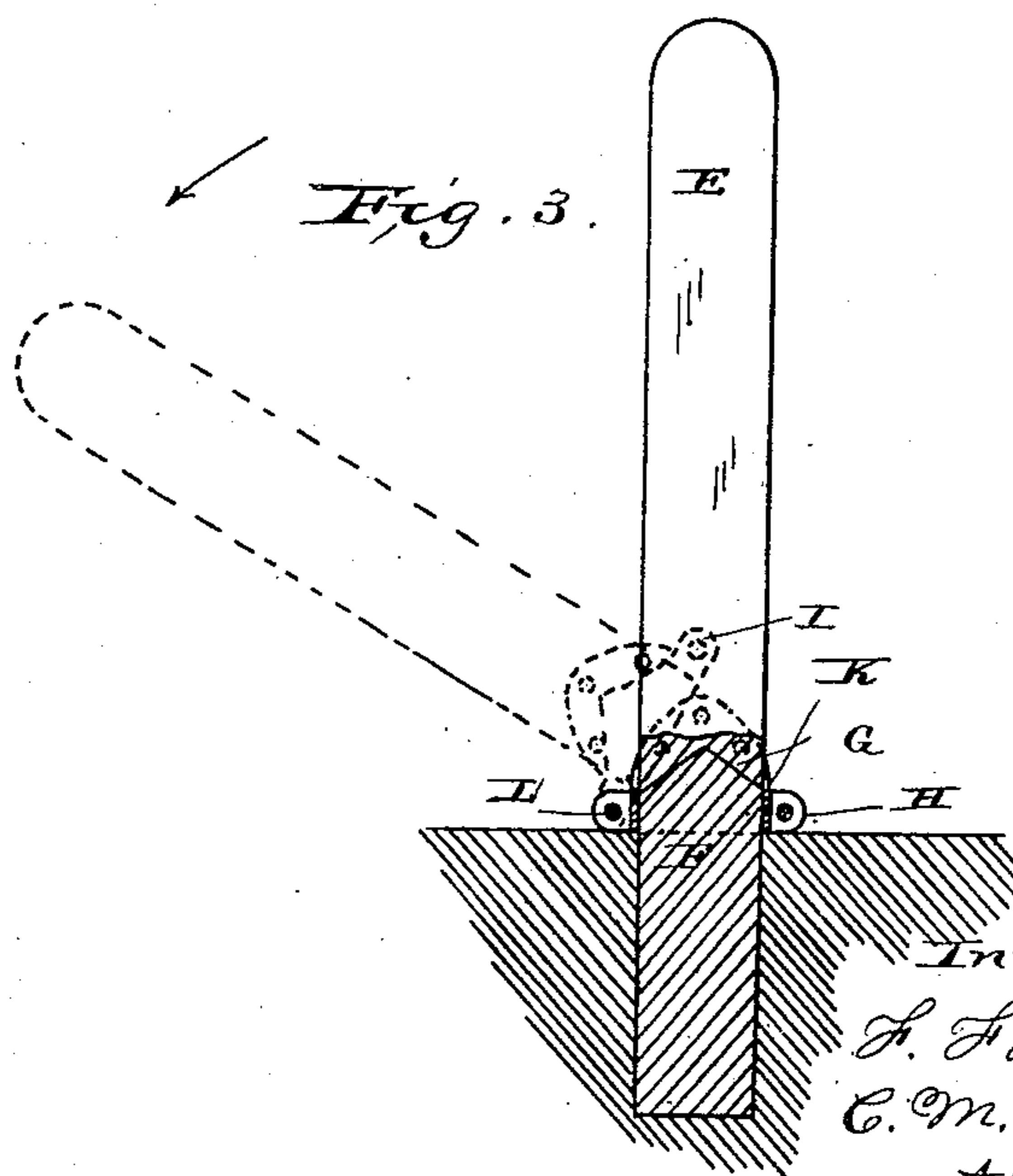
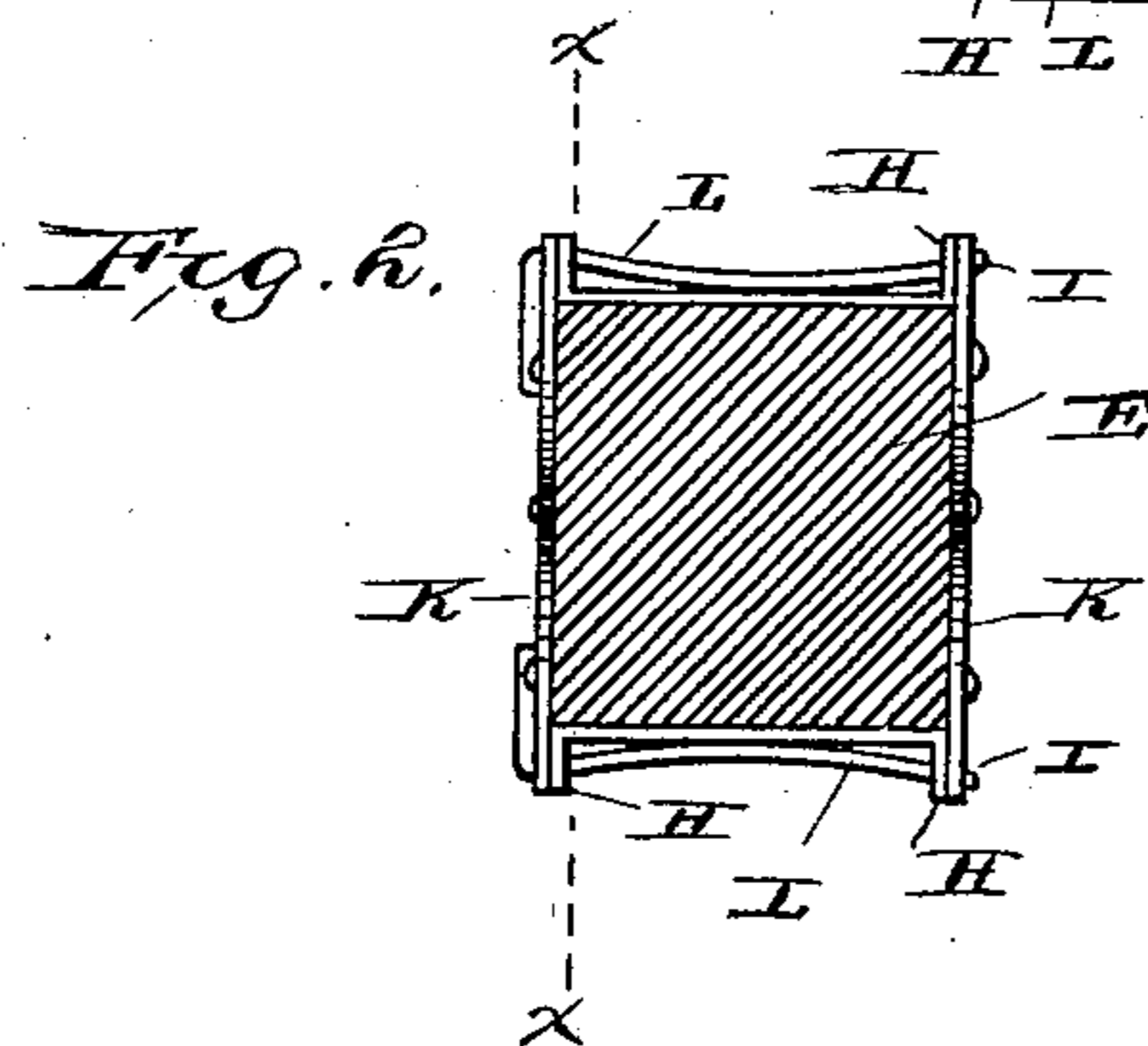
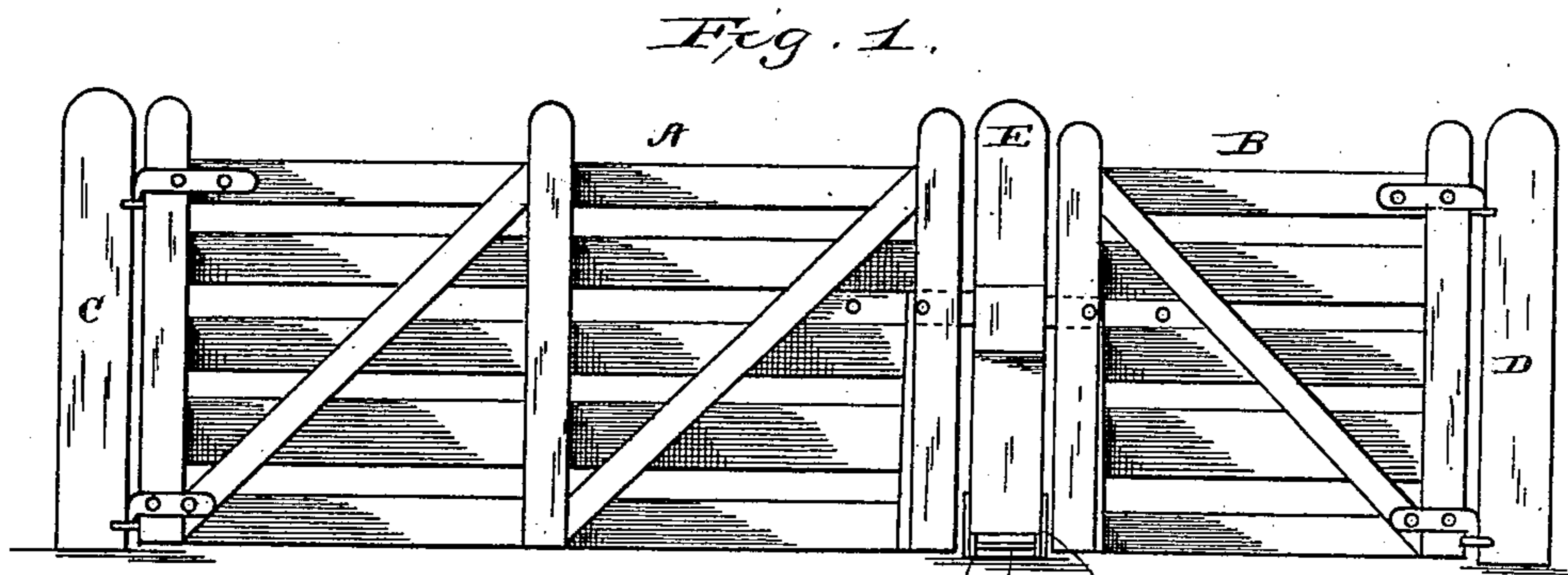


(Model.)

F. FOGUS.
GATE POST.

No. 266,453.

Patented Oct. 24, 1882.



Witnesses,
Edmund L. Jewell
J. J. McCarthy.

Inventor,
F. Fogus.
C. M. Alexander.
Attorney.

UNITED STATES PATENT OFFICE.

FREDERICK FOGUS, OF BUTLER, ILLINOIS.

GATE-POST.

SPECIFICATION forming part of Letters Patent No. 266,453, dated October 24, 1882.

Application filed March 15, 1882. (Model.)

To all whom it may concern:

Be it known that I, FREDERICK FOGUS, of Butler, in the county of Montgomery, and in the State of Illinois, have invented certain new and useful Improvements in Gate-Posts; and I do hereby declare that the following is a full, clear, and exact description thereof, reference being had to the accompanying drawings, and to the letters of reference marked thereon, making a part of this specification.

This invention relates to certain improvements in gates; and it has for its object to provide a double gate of such character that either of the two gates may be employed singly, or the two may be opened to permit the passage of a wagon, or a cultivator may be permitted to pass through by means of a peculiarly-constructed gate-post, which may be turned down into a horizontal position, as more fully hereinafter specified. These objects I attain by the means illustrated in the accompanying drawings, in which—

Figure 1 represents an elevation of my improved gate; Fig. 2, a horizontal section of the gate-post, which is adapted to be thrown into a horizontal position; and Fig. 3, a detached view of the said post, partly in side elevation and partly in section, as indicated by the line *xx* in Fig. 2.

The letters A B indicate the two parts of my improved gate, the gate A being intended for the passage of ordinary teams, and B a smaller gate for men or horses. The gates are hinged to the respective posts C and D, and open and close on opposite sides of a common post, E, against which they lock or may be bolted. The central post, E, is mounted upon a short post, F, set in the ground, the upper end of said post being beveled to an angle, as in-

dicated, and the lower end of the post E is provided with an angular recess, G, to correspond and fit upon the angular end of the post F. The post F on opposite sides is provided with lugs H, to which are adapted to be secured the ears or lugs I at the lower corners of the plates K, which are secured to the post E. The plates are connected to the lugs by means of detachable pins or pintles L, which permit the post to be turned down into a horizontal position by removing the pintle on one side and permitting the plates to swing upon the opposite pintle, as indicated in Fig. 3, so as to leave an unobstructed passage-way between the posts C D when both gates are open. By constructing the lower post, F, with an angular or beveled end the collection of water is prevented and the post preserved.

Having thus described my invention, what I claim, and desire to secure by Letters Patent, is—

1. In combination with the gates A B, the post E, hinged to the post F, and adapted to be swung into a horizontal position, substantially as and for the purposes specified.

2. In combination with the post E, having a recess at its lower end, the post F, beveled as described, and the hinge-connection whereby the post E is secured to the post F, substantially as specified.

In testimony whereof I affix my signature, in presence of two witnesses, this 18th day of February, 1882.

FREDERICK ^{his} + FOGUS.
mark

Witnesses:

WM. TOMLINSON,
GEORGE M. BURNETT.