

(No Model.)

J. BOE.

BOX FOR HOLDING AND TRANSPORTING BOTTLES.

No. 266,422.

Patented Oct. 24, 1882.

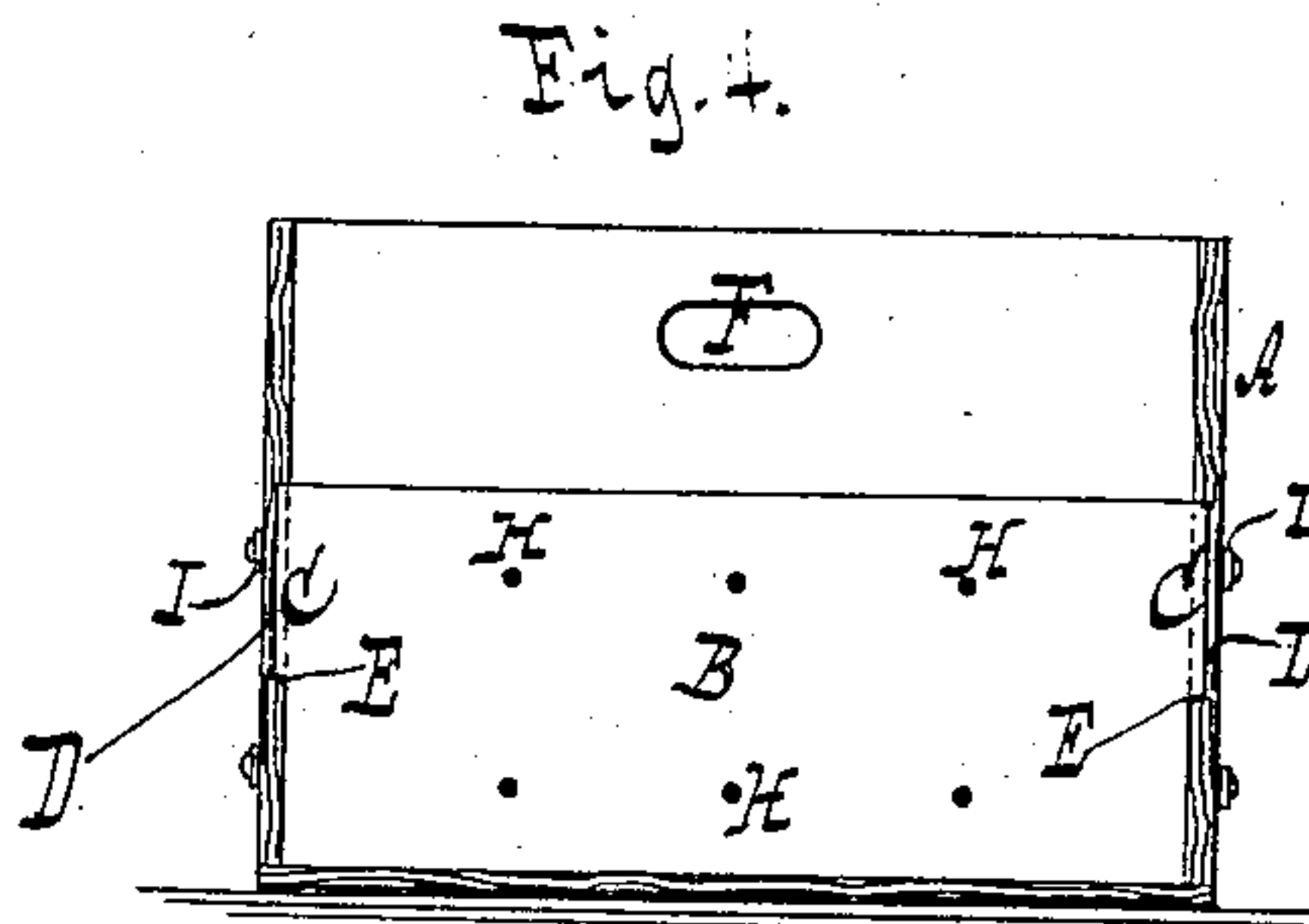
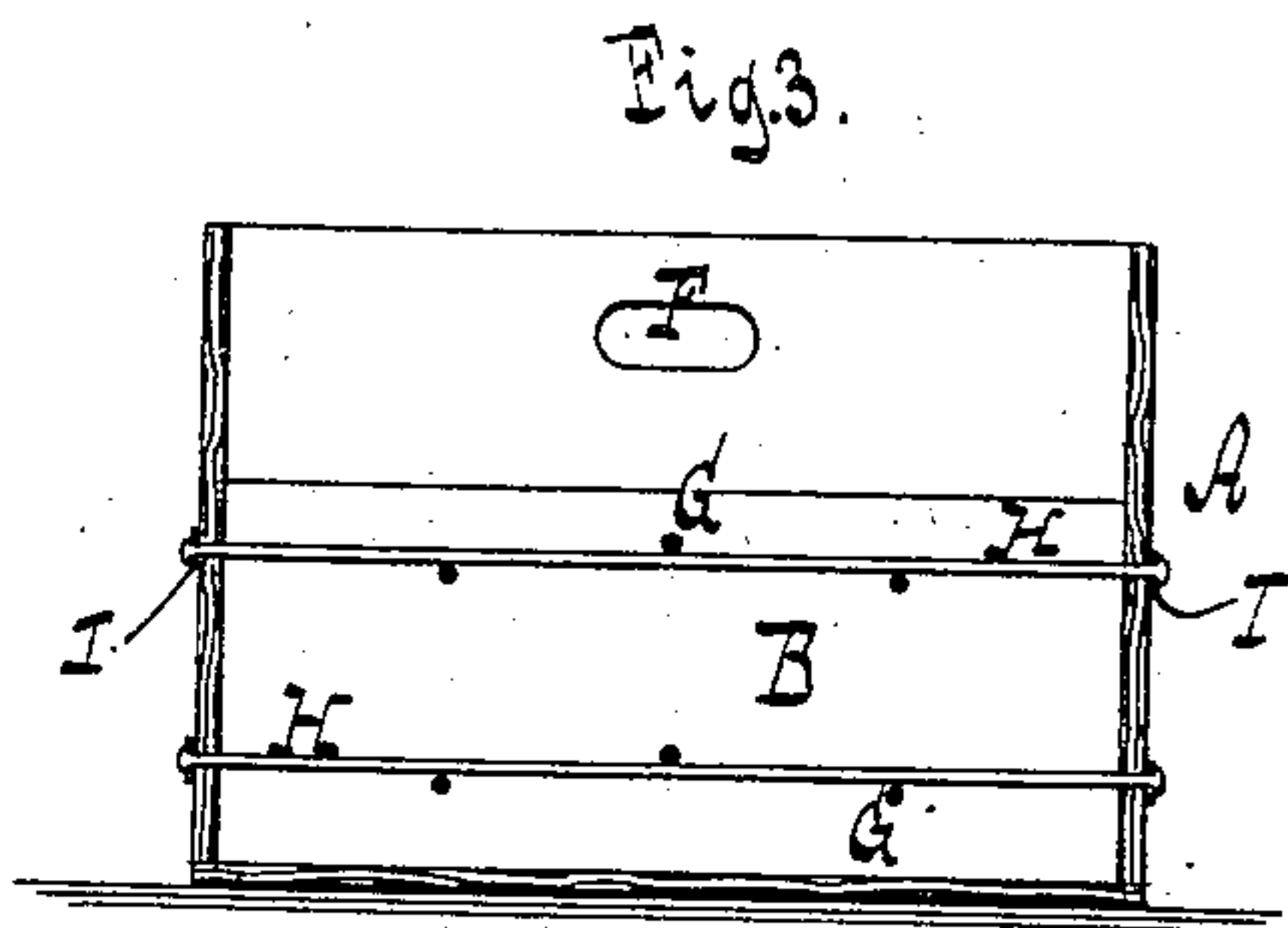
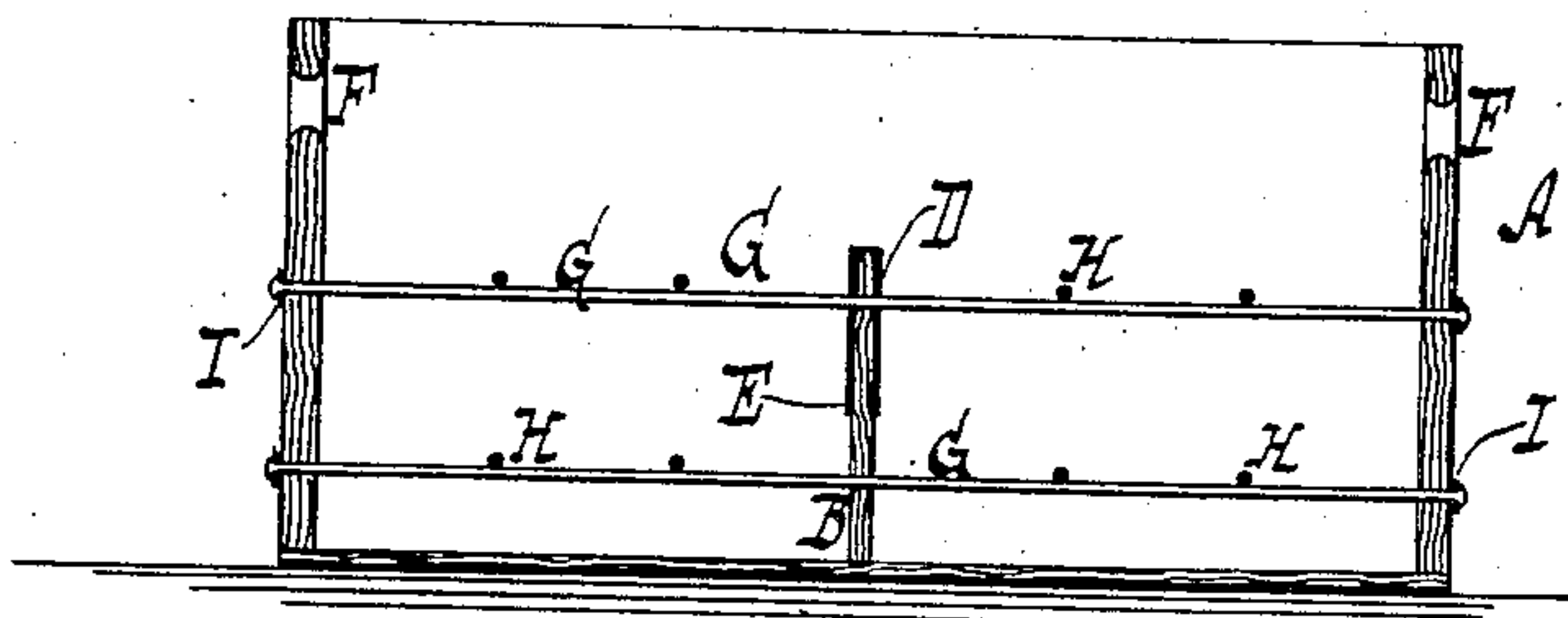
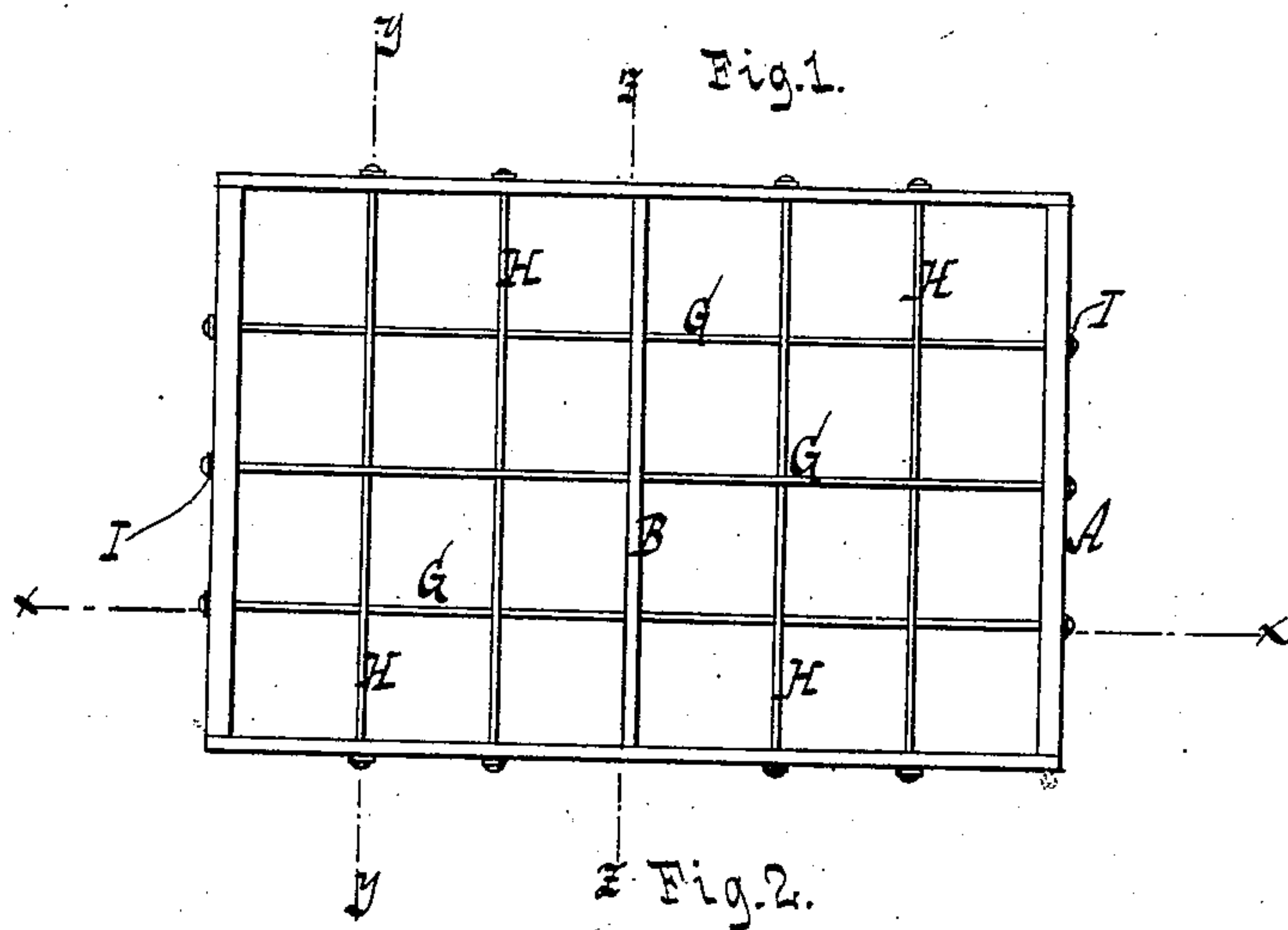
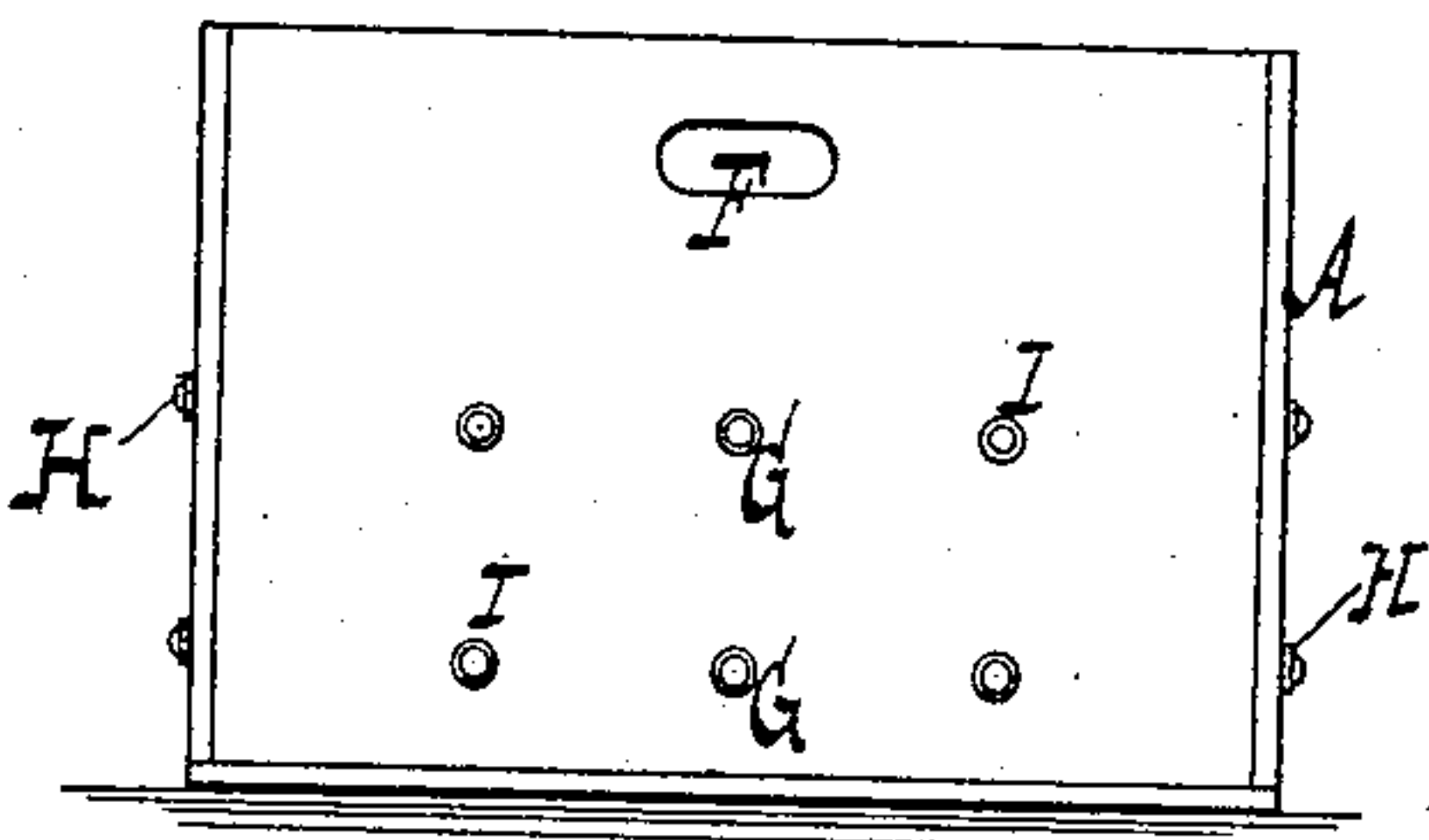


Fig. 5.



WITNESSES:

Otto Hufeland
William Miller

INVENTOR

John Boe

BY Van Santvoord & Hauff

ATTORNEYS

UNITED STATES PATENT OFFICE.

JOHN BOE, OF MOUNT VERNON, NEW YORK.

BOX FOR HOLDING AND TRANSPORTING BOTTLES.

SPECIFICATION forming part of Letters Patent No. 266,422, dated October 24, 1882.

Application filed September 9, 1882. (No model.)

To all whom it may concern:

Be it known that I, JOHN BOE, a citizen of the United States, residing at Mount Vernon, in the county of Westchester and State of New York, have invented new and useful Improvements in Boxes for Holding and Transporting Bottles, of which the following is a specification.

This invention is illustrated in the accompanying drawings, in which Figure 1 is a plan view of my improved box. Fig. 2 is a vertical longitudinal section in the line *x x* of Fig. 1. Fig. 3 is a vertical cross-section in the line *y y* of Fig. 1. Fig. 4 is a vertical cross-section in the line *z z* of Fig. 1. Fig. 5 is an end view of my improved box.

Similar letters indicate corresponding parts.

This invention relates to certain improvements in that class of boxes which are employed for transporting bottles, and has for its object to provide a box which is strong, light, and efficient in use.

The improvements will be fully hereinafter described in detail, and specifically set forth in the claims.

My improved box, A, is open at the top, its sides and ends and its bottom being made, in the present example, of wood; but I do not restrict myself to wood, as the sides and ends and bottom can be made of other suitable material which is light enough for the purpose and has sufficient strength. In the interior of the box, midway of its length, I arrange a transverse partition, B, which in this instance is also of wood, and which extends down to the bottom of the box. The partition B does not extend to the height of the sides of the box, and its upper part is made with tenons C C, which fit into mortises D D, provided for them in the sides of the box, as seen in Fig. 4, and also indicated in Fig. 2. The part of the partition which is below the tenons C is intended to fit snugly to the sides of the box. The mortises D D are of course made before the sides and ends and partition of the box are put together. The sides, ends, and bottom of the box and the partition B are joined and fastened securely together. The tenons C of the partition rest on the bottoms of the mortises, as on shoulders at E, and any downward strain on the partition is partly supported by the

shoulders E. The ends of the box are provided with handles F. The compartments of the box are made by means of wires or metallic bars G H, extending longitudinally and transversely through the box and through its ends and sides in two series—an upper and a lower series—as shown in the drawings, the longitudinal wires G extending also through holes in the partition, by which partition they are also supported, and the two sets of wires G H being arranged so that the transverse wires H pass under the central wire G and over the others, the wires H being in close contact with the wires G. The holes in the ends of the box and partition for the central wires G are placed a little higher than the holes for the lateral wires G, to allow for the position of the central wire G over the wires H. The holes for the wires in the ends, sides, and partitions of the box are arranged so that the wires bear against each other, and thereby increase the stiffness of the structure. The ends of the wires G and H, where they project through the ends and sides of the box, are secured on the outside in a suitable manner, so as to bind the parts of the box together solidly. The partition B serves as a distance-piece in respect to the sides of the box, and the wires G and H strengthen the box both longitudinally and transversely.

In the present example of my invention I have shown the ends of the wires riveted over washers I, placed on the wires outside of the box; but the washers may be dispensed with, and the ends of the wires may be bent or clamped or riveted directly against the outside of the box; or the ends of the wires may be threaded to receive nuts outside of the box, with or without washers.

No. 8 iron wire is a suitable wire for my improved box, and I prefer to have it galvanized or coppered, the better to resist corrosion.

In arranging the upper series of wires G H, I place them at such a height in the box with reference to the bottles that are to be placed in them as to bring the bulge or swell which is below the necks of the bottles just below the upper series of the wires, so that the bottles will be the less liable to slide out when the box is laid on its side.

More than two series of wires may be used,

if desired; but I do not consider it to be desirable to use less than two.

I have in the drawings shown the ends of all the wires to be secured with washers and riveting; but in some instances sufficient strength may be obtained for the box by thus securing only part of them.

Letters Patent No. 127,268, dated May 28, 1872, show a box for transporting bottles composed of a case provided interiorly with an upper and a lower series of wires, each of which series crosses each other at right angles, and are secured by being passed through the sides of the box. I do not therefore claim broadly the use of wires for holding the bottles apart.

I claim—

1. The box A, provided with a central trans-

verse partition, B, and two or more series of wires, G and H, extending through the ends and sides of the box and riveted outside of the box, the wire G extending also through the partition B, substantially as described.

2. The box A, in combination with the wires G and H, and with the partition B, which aids to support the wires G, and is provided with tenons C, resting on shoulders E, formed in the sides of the box, substantially as described.

In testimony whereof I have hereunto set my hand and seal in the presence of two subscribing witnesses.

JOHN BOE. [L. S.]

Witnesses:

JAS. L. WARREN,

D. VAN SANTVOORD.