

(No Model.)

S. BAKER.
WHIP HOLDER.

No. 266,412.

Patented Oct. 24, 1882.




FIG. 1.

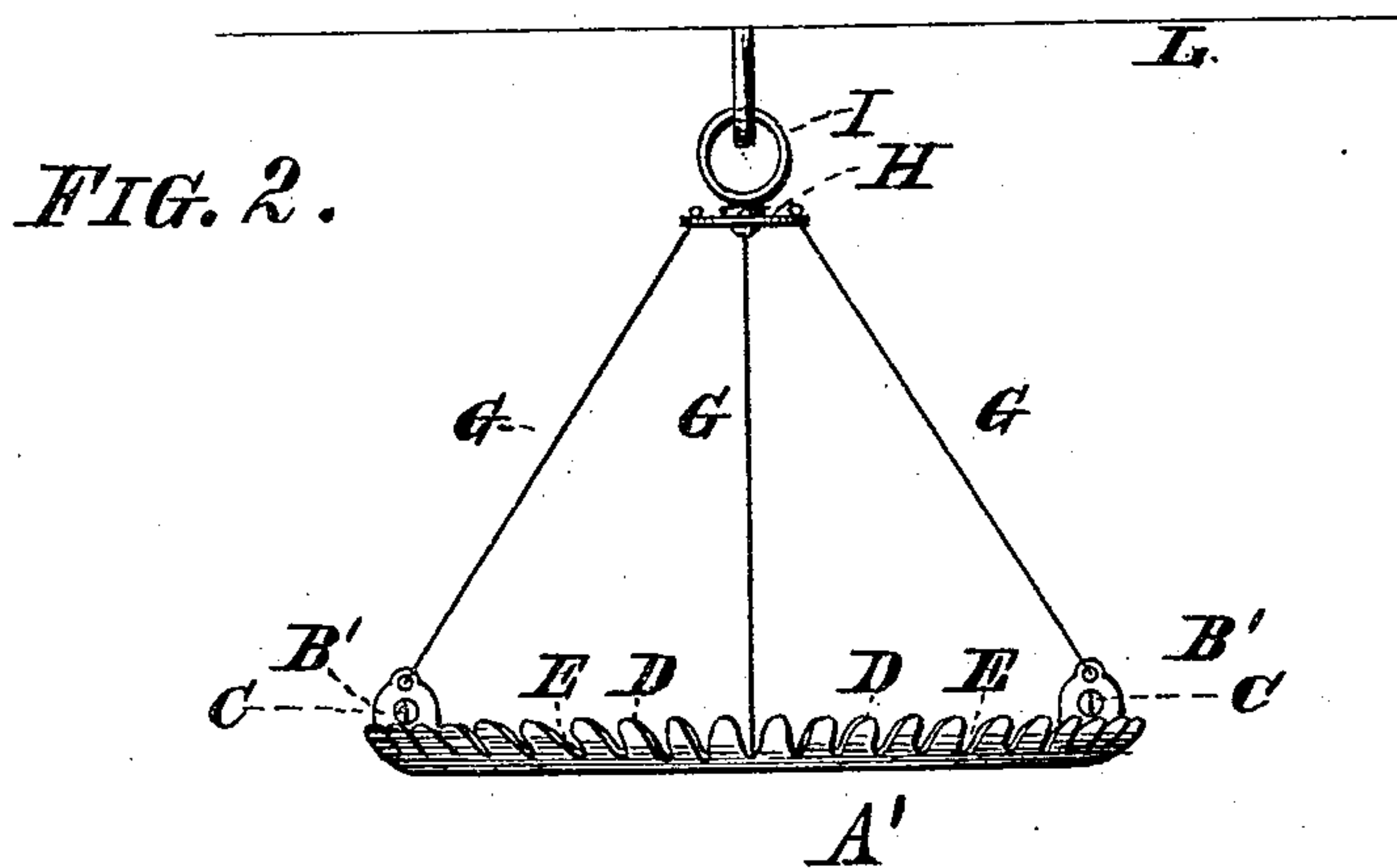


FIG. 2.

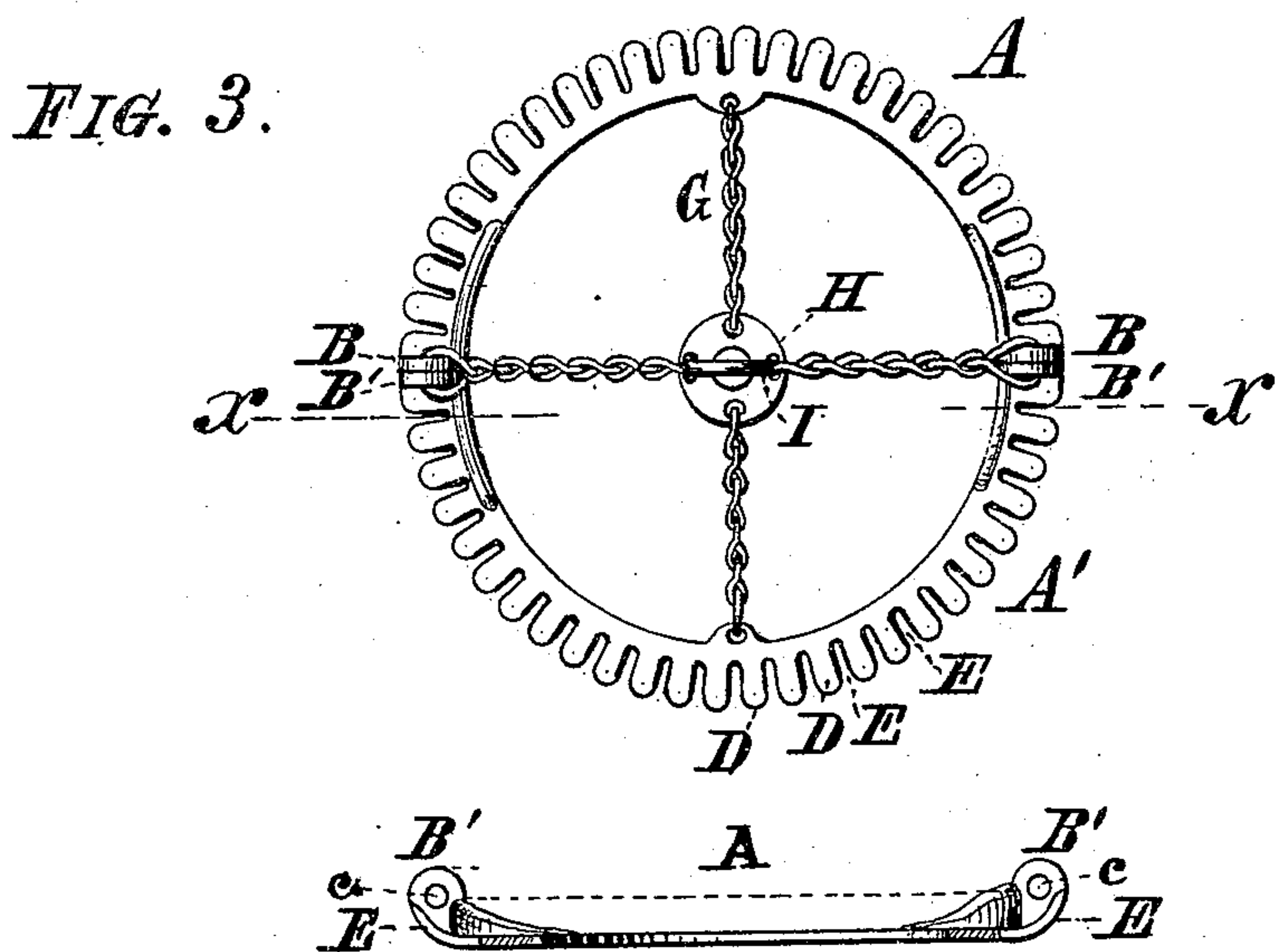


FIG. 3.




FIG. 4.

Witnesses:

Al. Stark.
Willie O. Stark.

Inventor:

Samuel Baker,
by *Michael J. Stark,*
Attorney.

UNITED STATES PATENT OFFICE.

SAMUEL BAKER, OF BUFFALO, NEW YORK.

WHIP-HOLDER.

SPECIFICATION forming part of Letters Patent No. 266,412, dated October 24, 1882.

Application filed August 1, 1882. (No model.)

To all whom it may concern:

Be it known that I, SAMUEL BAKER, of Buffalo, in the county of Erie and State of New York, have invented certain new and useful Improvements on a Whip Holder and Exhibitor; and I do hereby declare that the following description of my said invention, taken in connection with the accompanying sheet of drawings, forms a full, clear, and exact specification, which will enable others skilled in the art to which it appertains to make and use the same.

This invention has general reference to a new and improved device for suspending and exhibiting whips; and it consists substantially in the novel combination of parts and details of construction, as hereinafter more fully set forth and described, and then pointed out in the claim.

In the drawings already mentioned, which serve to illustrate my said invention more fully, Figure 1 is a side elevation of my improved whip holder and exhibitor as applied to a wall, &c. Fig. 2 is a similar view showing my device as suspended from a ceiling, &c. Fig. 3 is a plan of the same. Fig. 4 is a sectional view in line *xx* of Fig. 3.

Like parts are designated by corresponding letters of reference in all the figures.

This whip-holder is constructed essentially of two semicircular sections, *A A'*, each of which is provided with two lugs, *B B'*, respectively, whereby said sections are secured together by means of screws *C* passing through apertures *c* in said lugs *B B'*, as clearly illustrated in the drawings. These two sections *A A'* form together an annular ring, the outer periphery of which has notches *E*, into which the whips to be exhibited are placed, so that the usual knot near the tip of said whips rests above upon the leaves *D*, formed by said notches *E*. From the ring *A A'* lead four (more or less) chains or analogous suspenders, *G*, to a disk, *H*, which disk is provided with a swivel, *I*, around which it freely revolves.

In exhibiting whips it is sometimes objectionable to have the same suspended from a holder pending from the ceiling *L*, or similar object overhead, it being preferred to show the same near a wall, *W*, or other similar ob-

ject behind, (a looking-glass, for instance, which will reflect them, and thereby produce a well-known optical illusion.) To accomplish this object I have constructed this holder in two sections, as described, each section being provided with a pair of lugs, *B*, which are held together by screws; but if it is desired to use this device on a wall, *W*, the two sections and their suspenders *G* are separated and each section screwed against such wall or other vertical object, thus enabling me to use this device in a variety of positions not attainable by any other whip holder and exhibitor.

It will be readily observed that in constructing this whip-holder I need not confine myself to the circular contour shown in the drawings, but that any other form can be readily adopted as long as such form permits of constructing the holder in sections, each of which, when separated from the other or others, forms for itself a complete device capable of accomplishing the result described.

In carrying out my present device I prefer to produce the principal parts in the process of casting, thus enabling me to construct this apparatus in such a cheap manner as to allow their being given away by a manufacturer of whips—for instance, to his customers when buying whips, &c.

Having thus fully described my invention, I claim as new and desire to secure to me by Letters Patent of the United States—

As an improved article of manufacture, a whip holder and exhibitor constructed essentially of two sections, *A A'*, each being provided with lugs *B B'*, secured together by a fastening, *C*, and suspended from a disk and swivel-ring, as stated, the sections adapted to be separated and to each form a complete whip holder and exhibitor to be secured to a wall, &c., substantially as specified.

In testimony that I claim the foregoing as my invention I have hereto set my hand in the presence of two subscribing witnesses.

S. BAKER.

Attest:

MICHAEL J. STARK,
JOHN C. DUERR.