

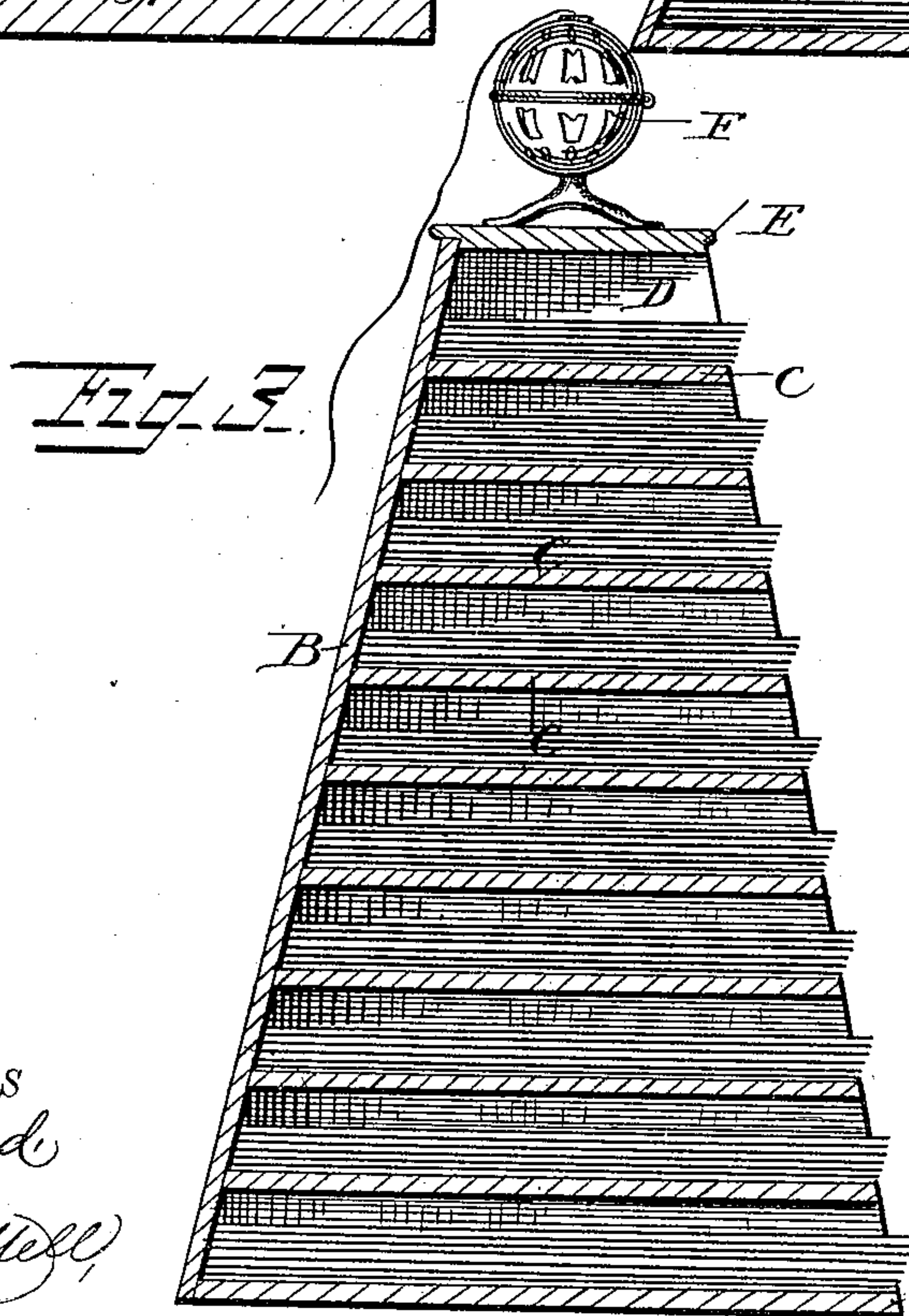
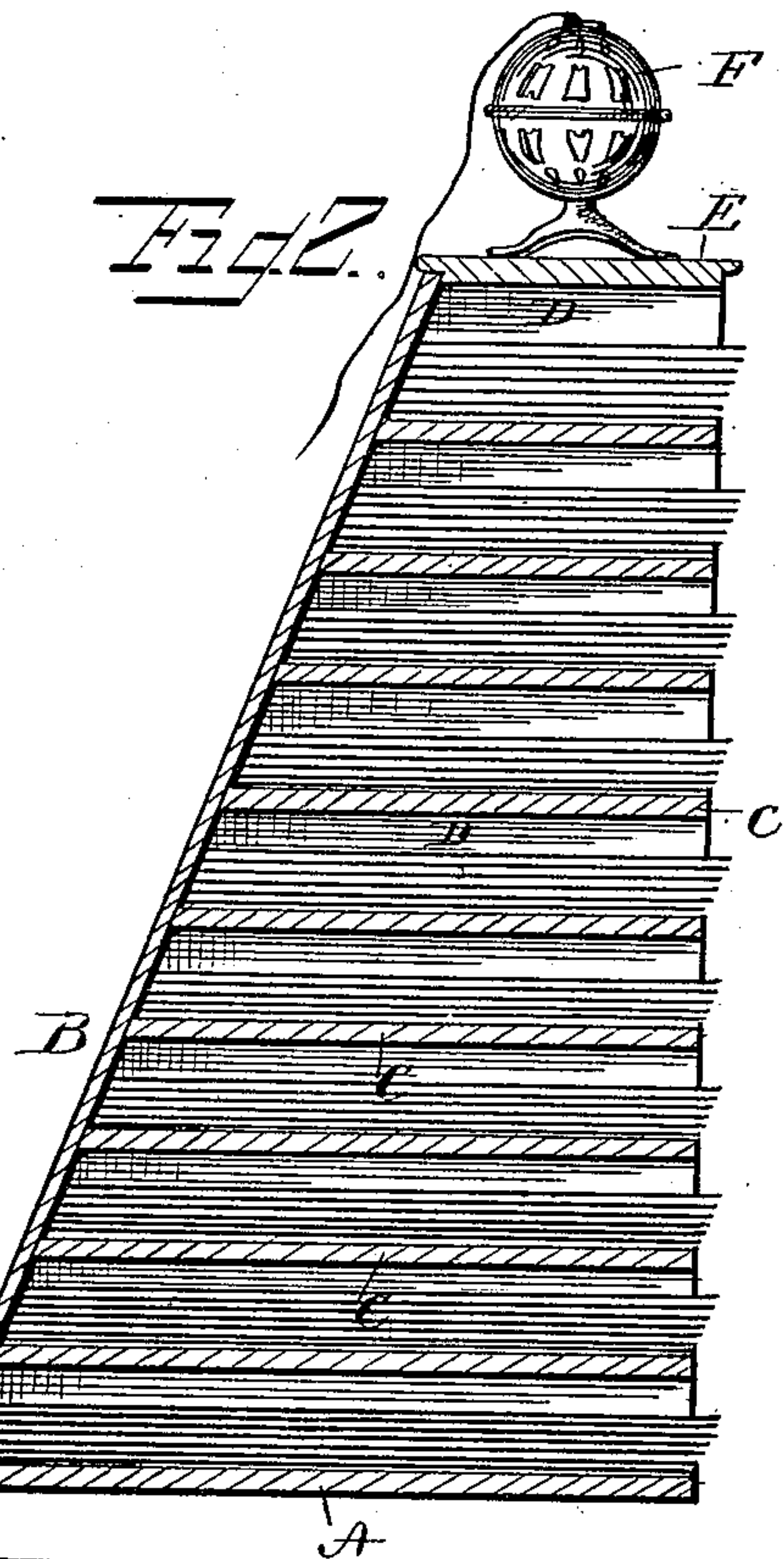
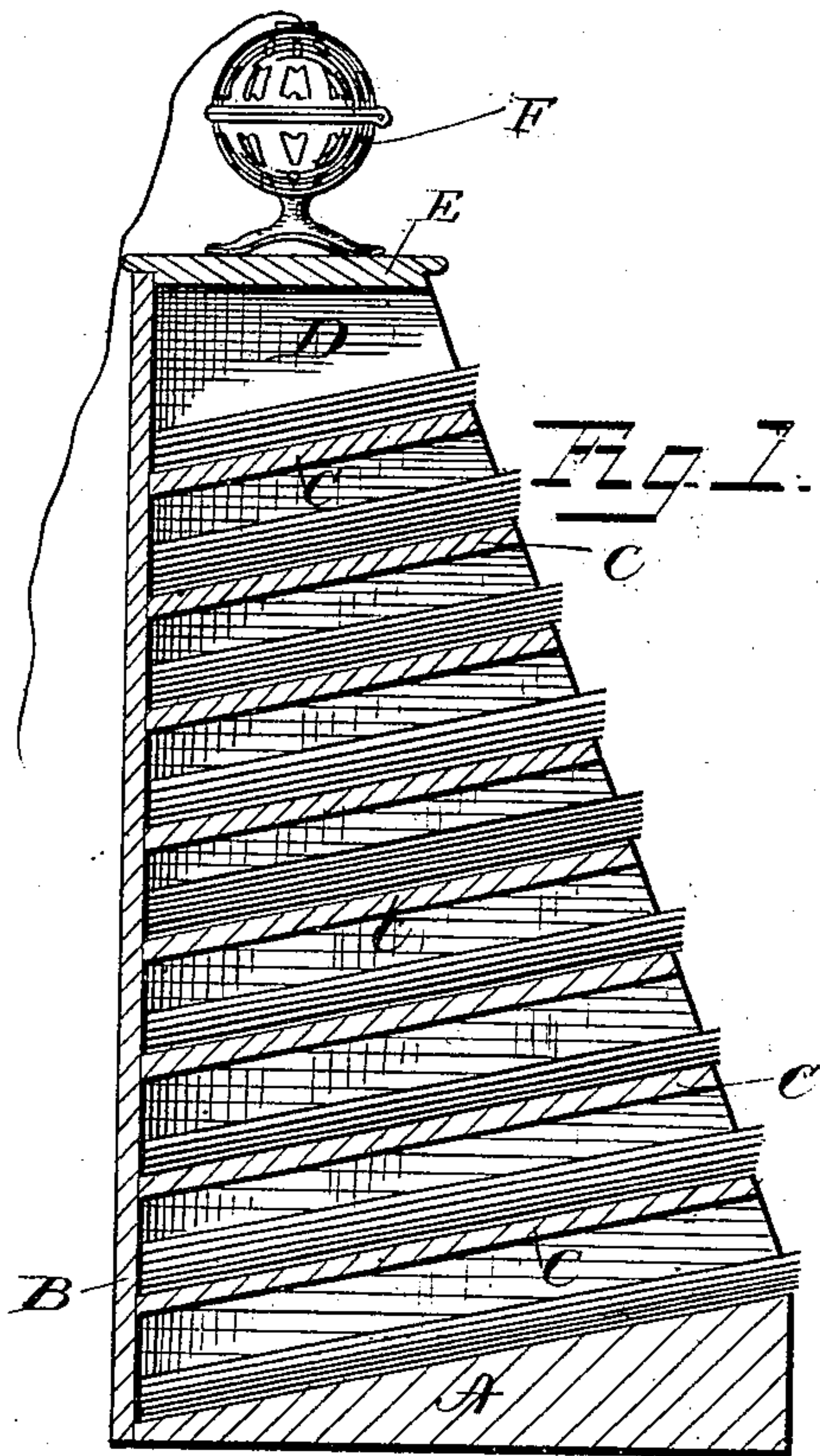
(No Model.)

F. A. MASTERS.

PAPER BAG HOLDER.

No. 266,379.

Patented Oct. 24, 1882.



WITNESSES
F. L. Curand
J. R. Lillie

INVENTOR
F. A. Masters
A. & C. A. Snow & Co.
Attorneys.

UNITED STATES PATENT OFFICE.

FRANK A. MASTERS, OF TROY, NEW YORK.

PAPER-BAG HOLDER.

SPECIFICATION forming part of Letters Patent No. 266,379, dated October 24, 1882.

Application filed July 5, 1882. (No model.)

To all whom it may concern:

Be it known that I, FRANK A. MASTERS, of Troy, in the county of Rensselaer and State of New York, have invented certain new and useful Improvements in Paper-Bag Holders; and I do hereby declare that the following is a full, clear, and exact description of the invention, which will enable others skilled in the art to which it appertains to make and use the same, reference being had to the accompanying drawings, which form a part of this specification.

Figure 1 is a vertical sectional view of my improved paper-bag holder, and Figs. 2 and 3 are vertical sectional views illustrating modifications in the construction of the same.

Corresponding parts in the several figures are denoted by like letters of reference.

This invention relates to stands or holders for grocers' bags; and it consists in certain improvements in the construction of the same, which will be hereinafter fully described, and particularly pointed out in the claims.

In the drawings hereto annexed, A represents a base-piece, which is wedge-shaped in cross-section, its upper side being inclined downwardly and rearwardly to the back B, which is vertical, and thus at an acute angle to the upper side of the base. Shelves C C, which are parallel to each other and to the upper side of the base-piece, are arranged between the back B and sides D, which are made tapering upwardly, so that each shelf or compartment shall be smaller than the one next below, thus adapting the several compartments for bags of various size and capacity. By this arrangement it will be observed that

the upper side of each shelf is at an acute angle to the back of the stand. It follows that of the bags contained in each compartment each will be forced outward, so as to project beyond or overlap the one next below, as clearly shown in the drawings, thus rendering the bags easily accessible and readily removed when wanted.

Upon the top or cap piece, E, of the stand a twine-holder, F, may be arranged as shown.

In the modifications, Figs. 2 and 3, the base-piece A is flat or horizontal and the back placed in an inclined position at an acute angle thereto. The shelves are parallel to the base-piece. In this manner substantially the same result is obtained.

I claim and desire to secure by Letters Patent of the United States—

1. In a stand or holder for paper bags, the combination, with the base and back, of the shelves so arranged with relation to the back as to leave between said shelves and back an acute-angled space, whereby the uppermost bag is projected forward, as set forth.

2. The combination of the wedge-shaped base-piece A, having downwardly and rearwardly inclined upper side, the vertical back B, the shelves C, parallel to each other and to the upper side of the base-piece, and the sides D, as and for the purpose set forth.

In testimony that I claim the foregoing as my own I have hereto affixed my signature in presence of two witnesses.

FRANK A. MASTERS.

Witnesses:

EDWIN BURLINGAME,
E. F. FROST.