

(No Model.)

T. A. MARTEENY  
REVOLVING SIGN.

No. 265,841.

Patented Oct. 10, 1882.

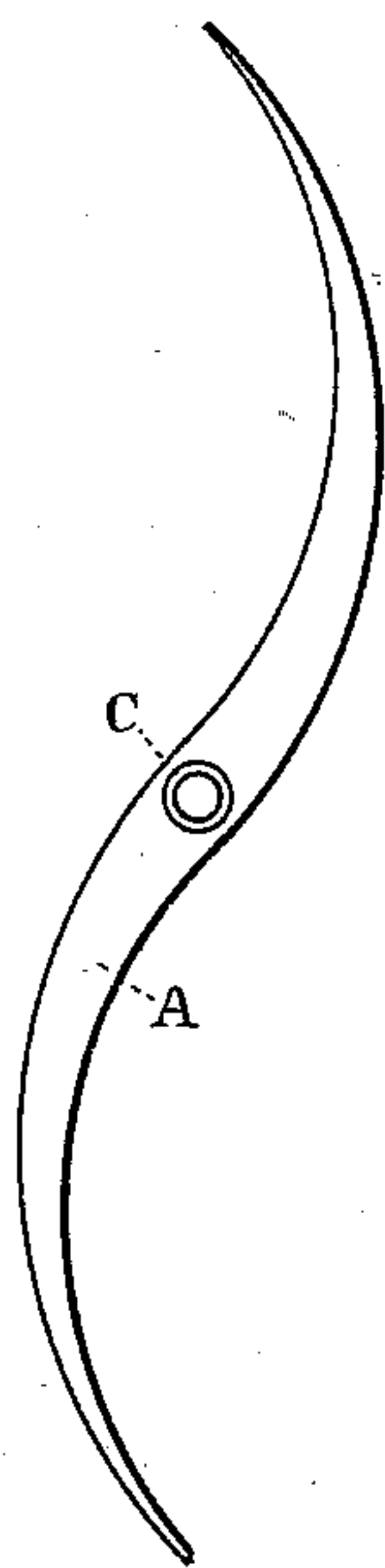


Fig. 1.

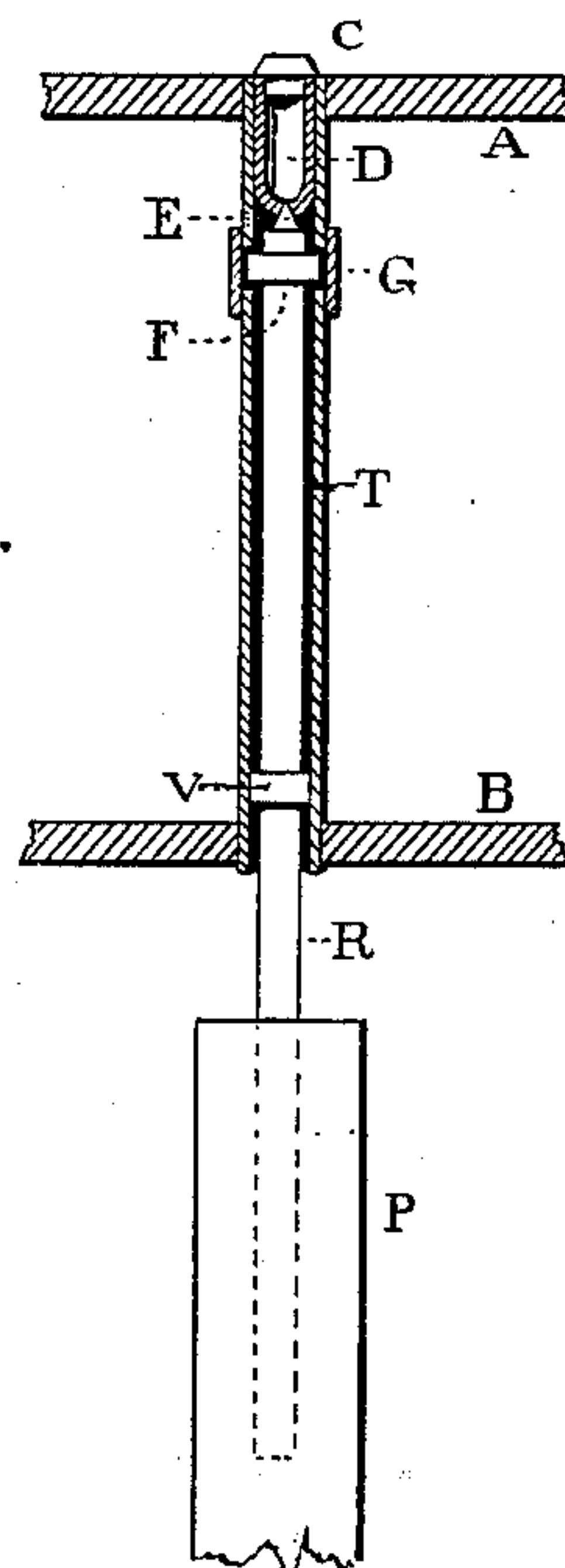
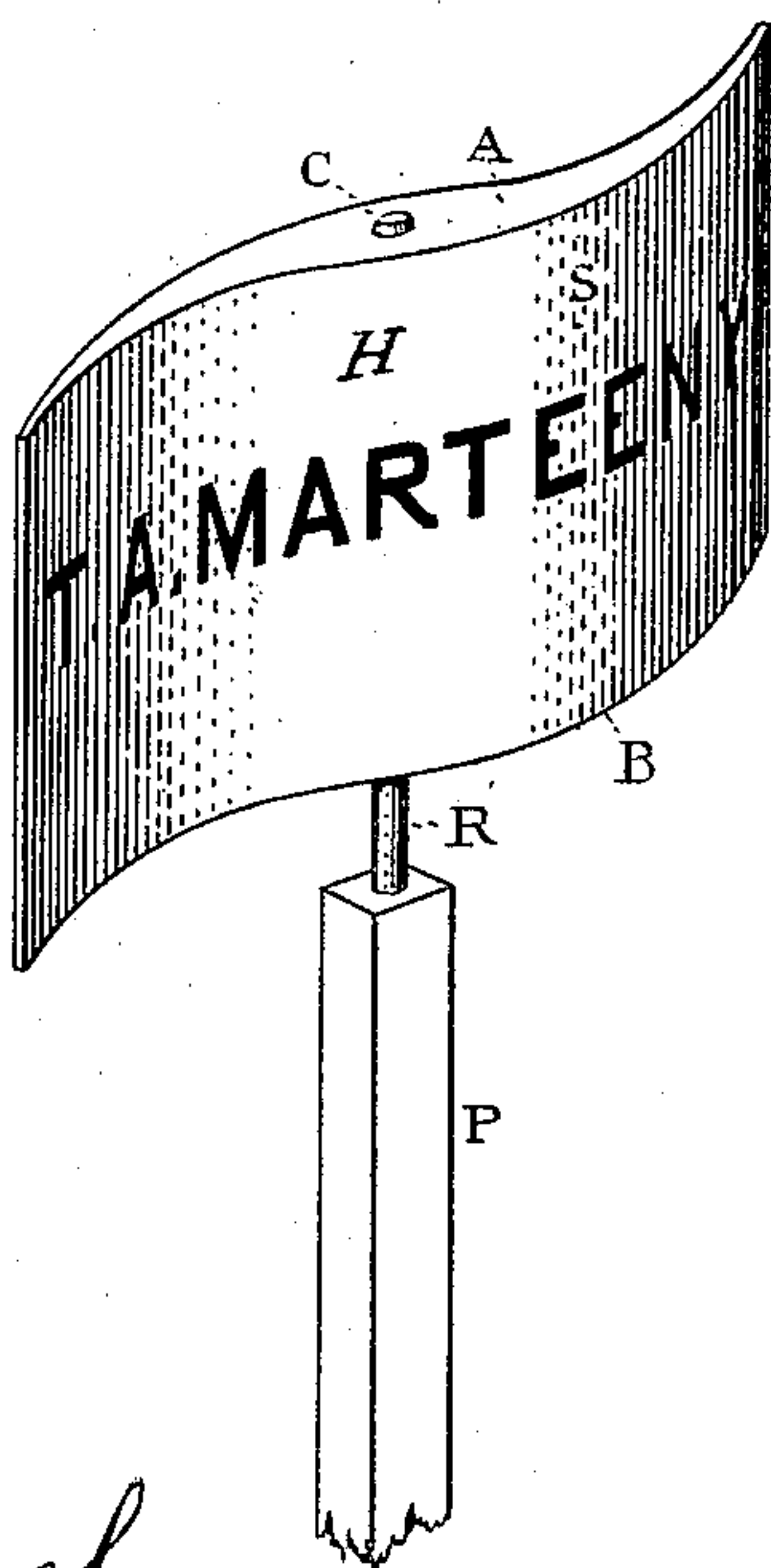


Fig. 2.

Fig. 3.



Witnesses.

Rich<sup>d</sup>. A. Goldsborough

H. W. Wells.

Inventor,

Tillman A. Marteeny;

Per A. B. Upham  
Attorney in fact.

# UNITED STATES PATENT OFFICE.

TILLMAN A. MARTEENY, OF PEORIA, ILLINOIS.

## REVOLVING SIGN.

SPECIFICATION forming part of Letters Patent No. 265,841, dated October 10, 1882.

Application filed July 19, 1882. (No model.)

*To all whom it may concern:*

Be it known that I, TILLMAN A. MARTEENY, of Peoria, in the county of Peoria, in the State of Illinois, have invented an Improved Revolving Sign; and I do hereby declare that the following is a full, clear, and exact description thereof, reference being had to the annexed drawings, making a part of this specification, in which like letters of reference refer to like parts, and in which—

Figure 1 represents a top view; Fig. 2, a vertical section through axis; Fig. 3, a perspective view.

The object of this invention is the construction of a sign-board which shall be made to revolve through the action upon it of any passing breeze, and thus by its movement attract attention to its contained advertisement.

My sign consists essentially of a plate shaped in horizontal cross-section to a double curve, termed a "line of beauty," and rotative upon a vertical axis through its center.

The sign-board itself consists of top and bottom strips, A and B, each of which is shaped somewhat like a flattened letter S, and has fastened upon each of the two sides a thin sheet, H, of metal, wood, or other material, curved to correspond with said strips A and B.

In the center of the sign I secure vertically a tube or pipe, T, its ends terminating in said strips. In the upper end of said tube T, I fasten a metal cup, D, having in the under side of its bottom an indentation terminating in a minute perforation through to the inside of said cup. A short distance below this cup D, I make in the pipe or tube T an enlargement, G. Said enlargement I usually make from a short piece of pipe large enough to permit the pipe T to be screwed into it, and said pipe T is made in two sections, the short one above the enlargement G, and the other section screwed into it from below.

A small spherical or conical projection, E, is let into the upper end of the rod R to serve as the supporting-bearing for the sign. Said projection E comes in immediate contact with the indentation beneath the cup D, which is filled with oil that percolates slowly through the perforated bottom and thoroughly lubricates the bearing-surfaces. The cap C pre-

vents the evaporation of the oil, and also the admission of dust. The collar V serves as a bearing for the lower part of the sign, as I usually make the rod R smaller in diameter than the pipe T, that there may be no extra friction caused by any irregularity in them. Just below the upper end of said rod R is a collar, F, which, by fitting into the enlargement G, prevents the sign from being raised up and off therefrom.

Whatever oil escapes from the bearing-surfaces of the projection E and cup D serves to lubricate the collar V in its contact with the side of the pipe T.

The cup D, I usually make of copper; but other metals are almost equally applicable. I also prefer a small spherical agate for the projection E.

What I claim as my invention, and for which I desire Letters Patent, is as follows, to wit:

1. In a revolving sign, the top and bottom strips, A B, in the form of a letter S, and correspondingly-curved thin sheets H, fastened to the curved sides of the strips, in combination with a supporting-axis.

2. In a revolving sign, the top and bottom strips, A B, in the form of a letter S, and correspondingly-curved thin sheets H, fastened to the curved sides of the strips, in combination with the pipe T and rod R, substantially as and for the purpose specified.

3. The top and bottom strips, A B, in the form of a letter S, curved sheets H, and pipe T, having enlargement G, in combination with the rod R, having collar F, substantially as and for the purpose set forth.

4. The sign composed of strips A B in the form of a letter S, curved sheets H, tube T, enlargement G, and the indented and perforated cup D, having cap C, in combination with the rod R, projection E, and collars F V, substantially as and for the purpose specified.

In testimony that I claim the foregoing invention I have hereunto set my hand this 6th day of July, 1882.

TILLMAN A. MARTEENY.

Witnesses:

H. W. WELLS,

RICHD. A. GOLDSBROUGH.