

(No Model.)

C. BARBER.
WASHING MACHINE.

No. 265,734.

Patented Oct. 10, 1882.

Fig. 1,

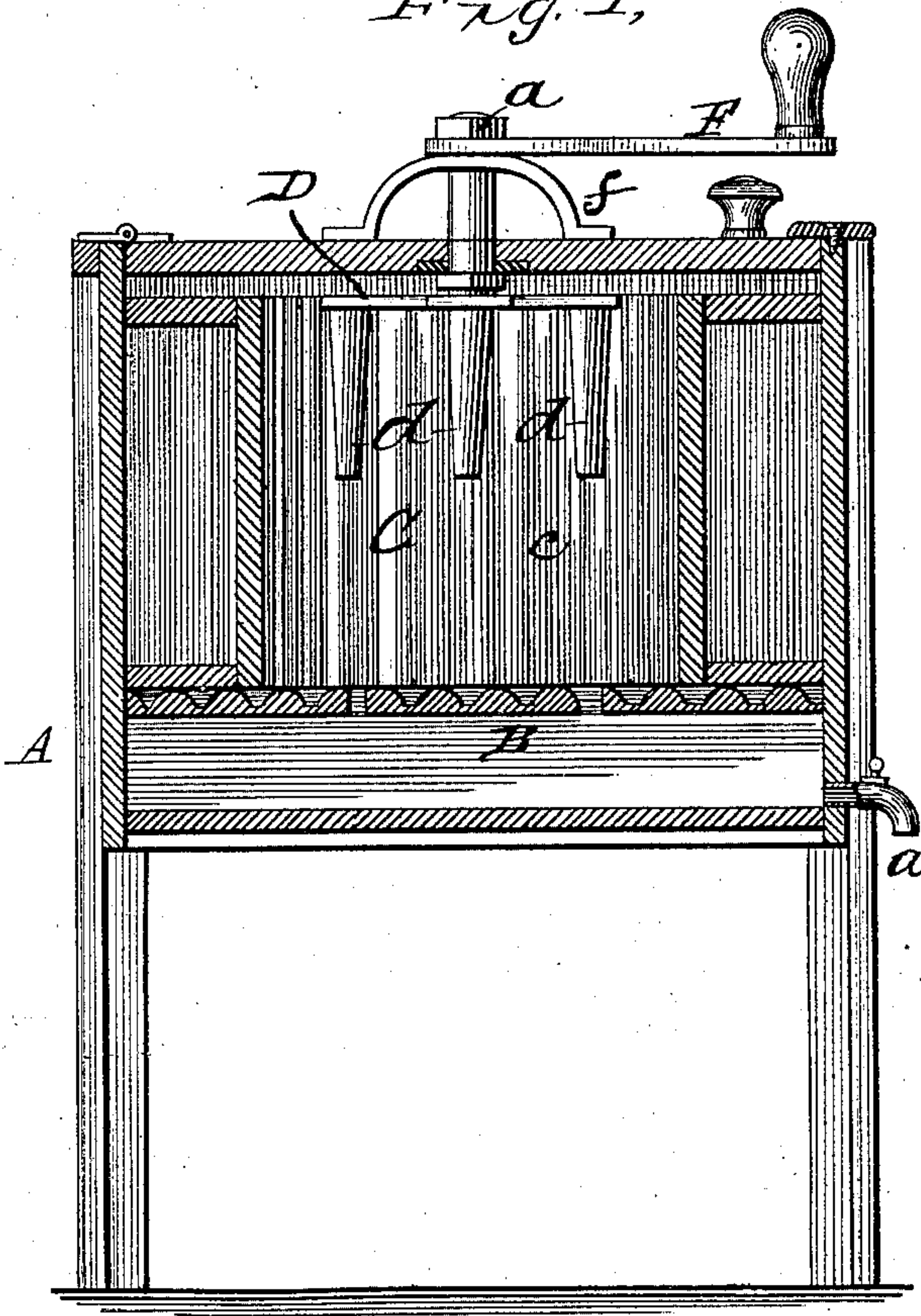


Fig. 3,

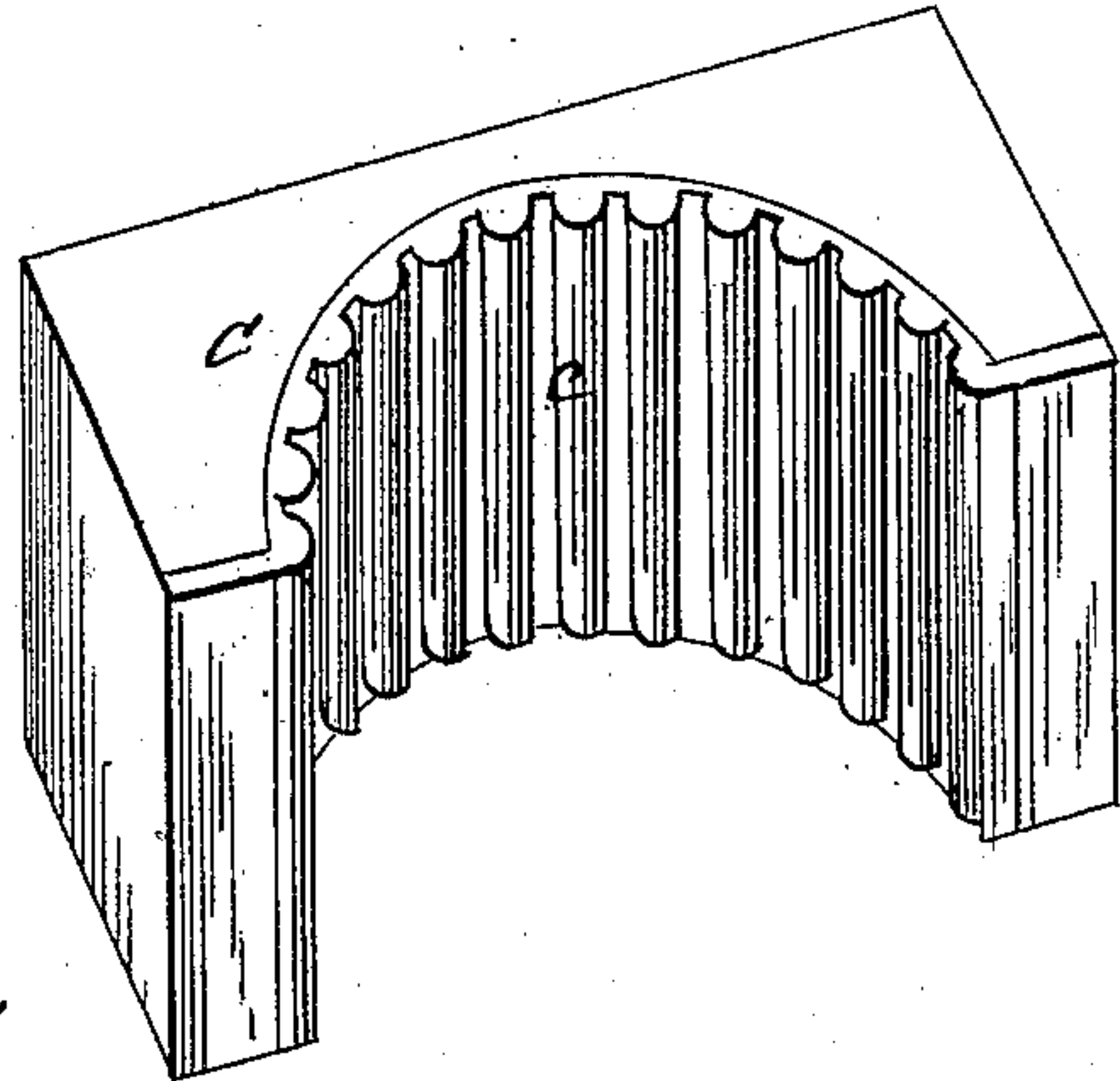


Fig. 2,

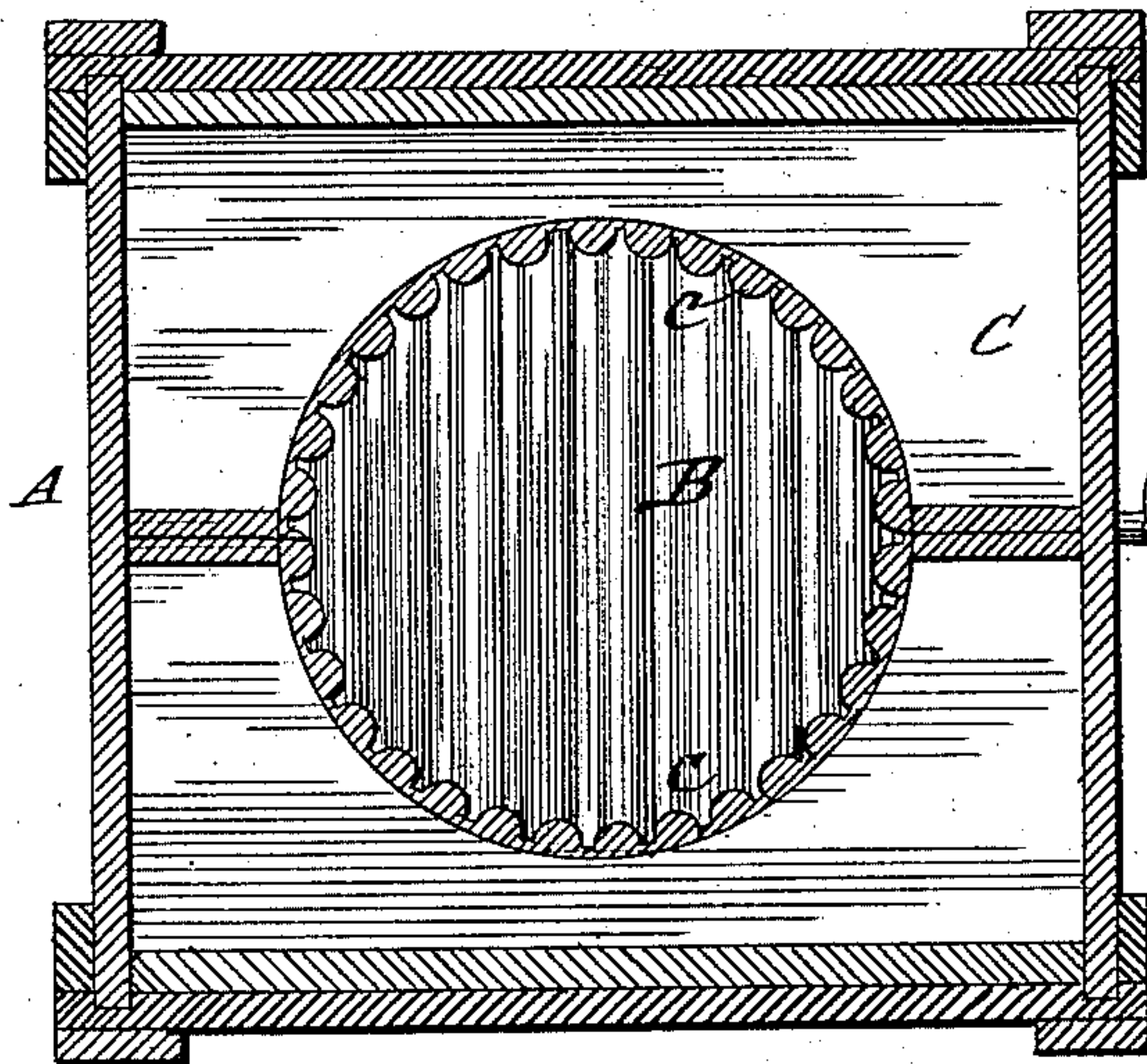
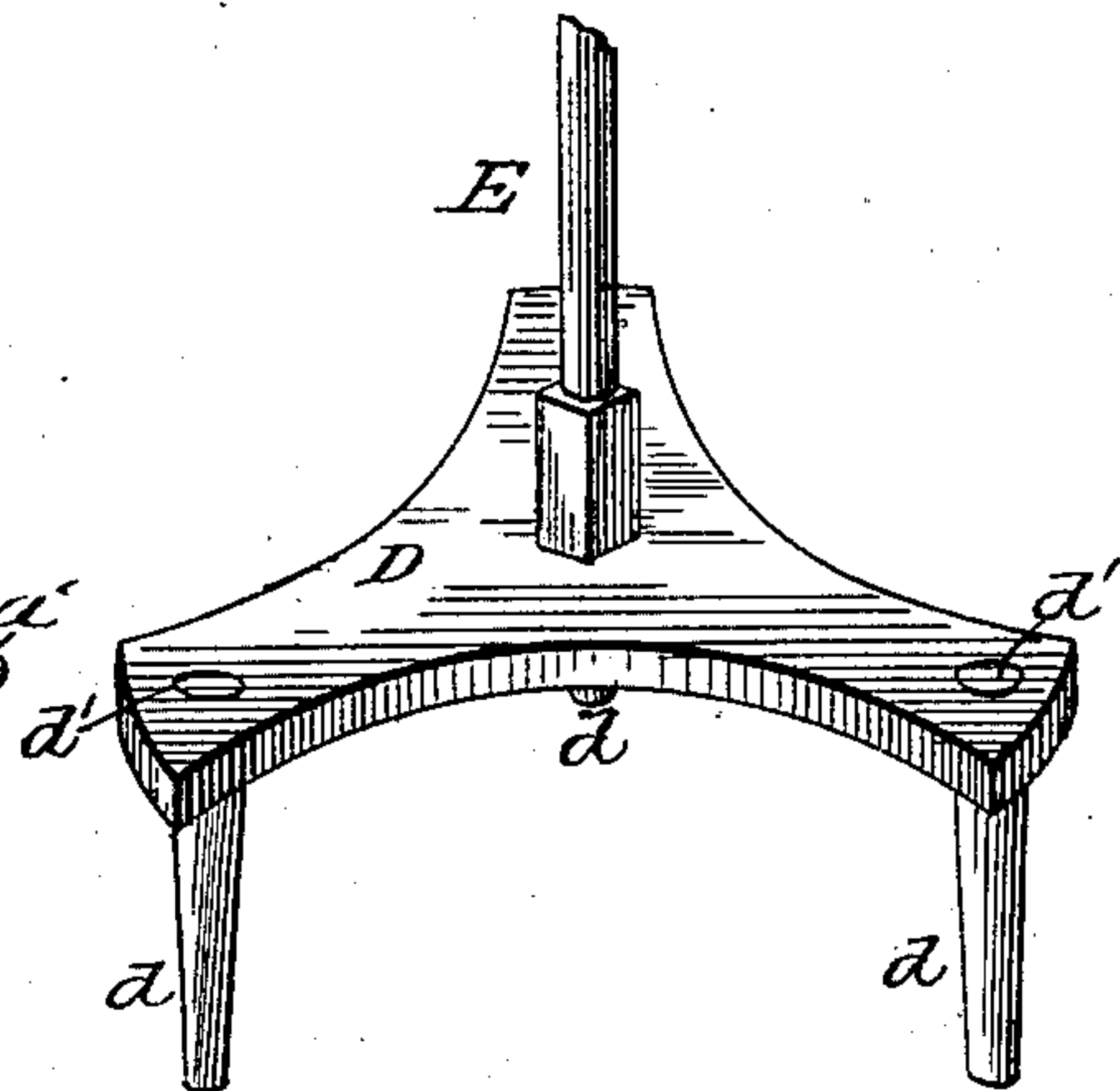


Fig. 4,



WITNESSES:

Ed. A. Dieterich
Charles A. Baker

INVENTOR.

Coleman Barber.
By N. W. Fitzgerald & Co

ATTORNEYS.

UNITED STATES PATENT OFFICE.

COLEMAN BARBER, OF WOODBURN, IOWA.

WASHING-MACHINE.

SPECIFICATION forming part of Letters Patent No. 265,734, dated October 10, 1882.

Application filed July 5, 1882. (No model.)

To all whom it may concern:

Be it known that I, COLEMAN BARBER, a citizen of the United States, residing at Woodburn, in the county of Clarke and State of Iowa, have invented certain new and useful Improvements in Washing-Machines; and I do hereby declare the following to be a full, clear, and exact description of the invention, such as will enable others skilled in the art to which it appertains to make and use the same.

This invention relates to certain new and useful improvements in the class of washing-machines employing vertical rotating beaters; and the invention consists in novel features of construction and combination and arrangement of parts, all as will be hereinafter fully described, and set forth in the claim hereto annexed.

Referring to the accompanying drawings, Figure 1 represents a vertical section through my improved machine; Fig. 2, a horizontal central section through Fig. 1; Figs. 3 and 4, detail views to be hereinafter referred to.

In the drawings, A represents the wash tub or box, having a detachable or removable perforated slatted or ribbed bottom, B, upon which rests the two removable half-sections C C, each section having an interior vertical corrugated or ribbed surface, *c*, which, when placed into position in the tub or box, form an annular corrugated or ribbed surface against which the clothes are forced, and thereby subjected to a rubbing and frictional action through the medium of the beaters *d*, which may be three or more in number, as shown in Figs. 1 and 4. These beaters project downward, and their upper ends are secured to the outer ends of arms *d'* of plate D, said arms corresponding to the number of beaters used. Centrally connected at its lower end to the plate D is a vertical

shaft, E, passing up through the hinged cover *e* of the tub or box, and guide-bar *f* secured thereto, and having thereon the usual crank or operating-arm, F, secured thereto by nut *a*.

The operation of my improved machine is as follows: The perforated slatted or ribbed false bottom is first placed in the tub or box, then the two half-sections C C, the tub or box partially filled with water and the clothes placed therein, after which the cover is closed and the operating crank or arm turned around so that the clothes are forced against the bottom and sides B *c c*, which produces a rubbing or frictional action by which they are cleansed, while the dirt and other impurities pass down through the false bottom B and are drawn off through faucet *a'* and the tub or box again supplied with fresh water and the above operations repeated until the clothes are thoroughly cleansed.

By having all the operating parts removable they, as well as the tub or box, can be thoroughly cleaned.

Having thus fully described my invention, what I claim as new, and desire to secure by Letters Patent, is—

The herein-described washing-machine, consisting of the tub or box A, removable corrugated or ribbed and false slatted bottom B, removable half-sections C C, having semicircular and vertical corrugated surfaces *c c*, beaters *d*, and operating mechanism, arranged as shown and specified.

In testimony whereof I affix my signature in presence of two witnesses.

COLEMAN BARBER.

Witnesses:

JAMES RICE,
R. S. FINDLAY.