

(No Model.)

H. ROBINSON & R. WHITMORE.

JUG.

No. 265,540.

Patented Oct. 3, 1882.

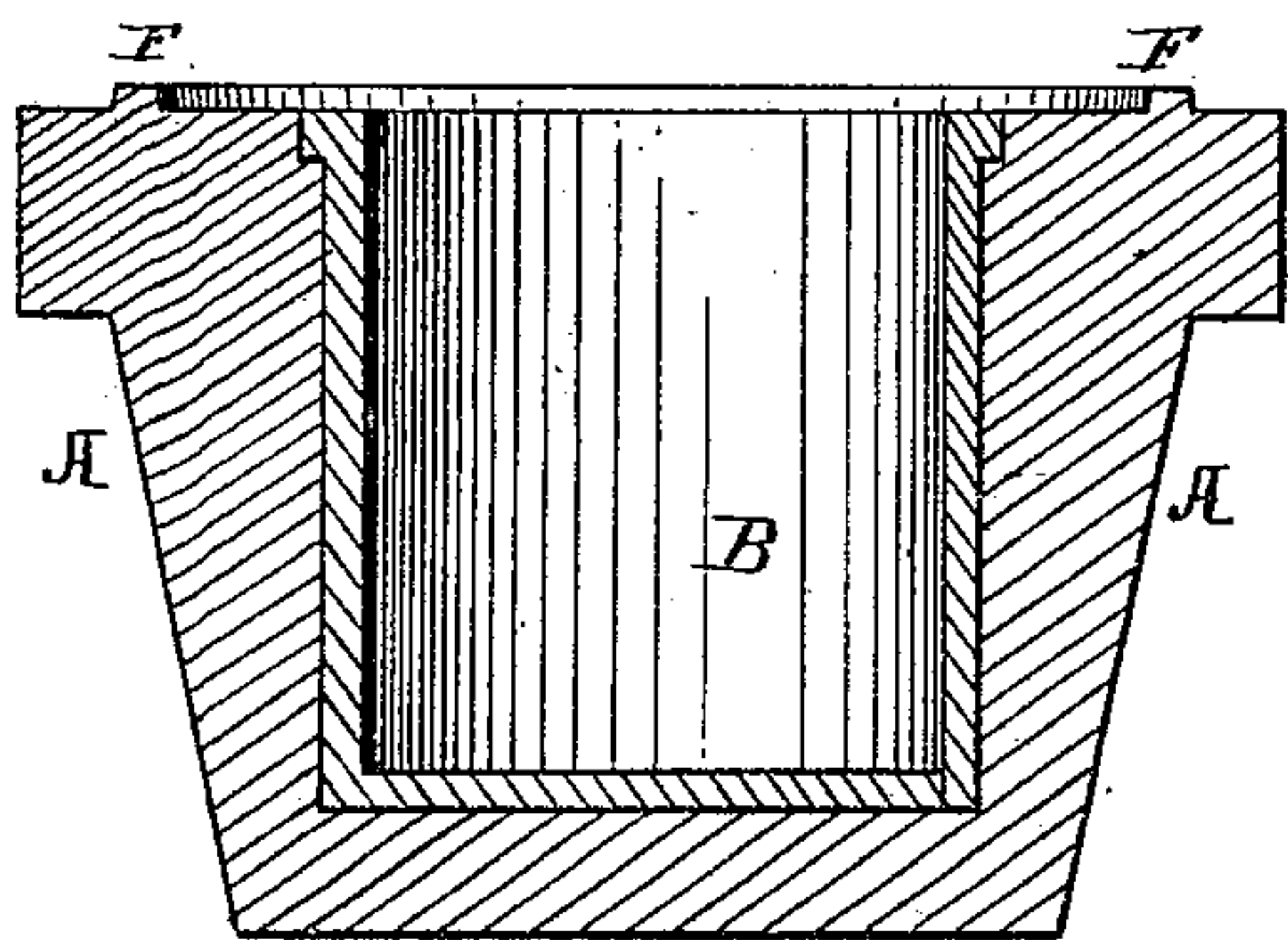


Fig. 1.

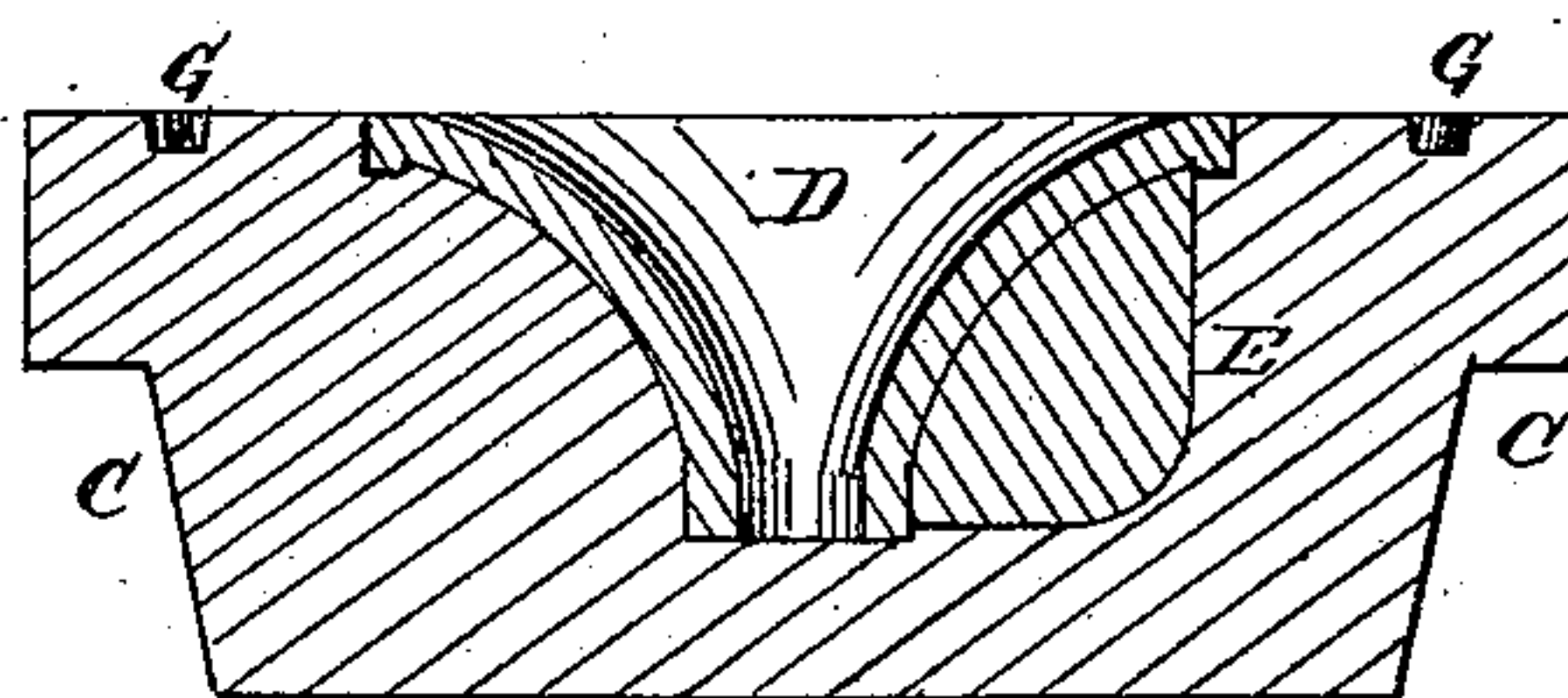


Fig. 2.

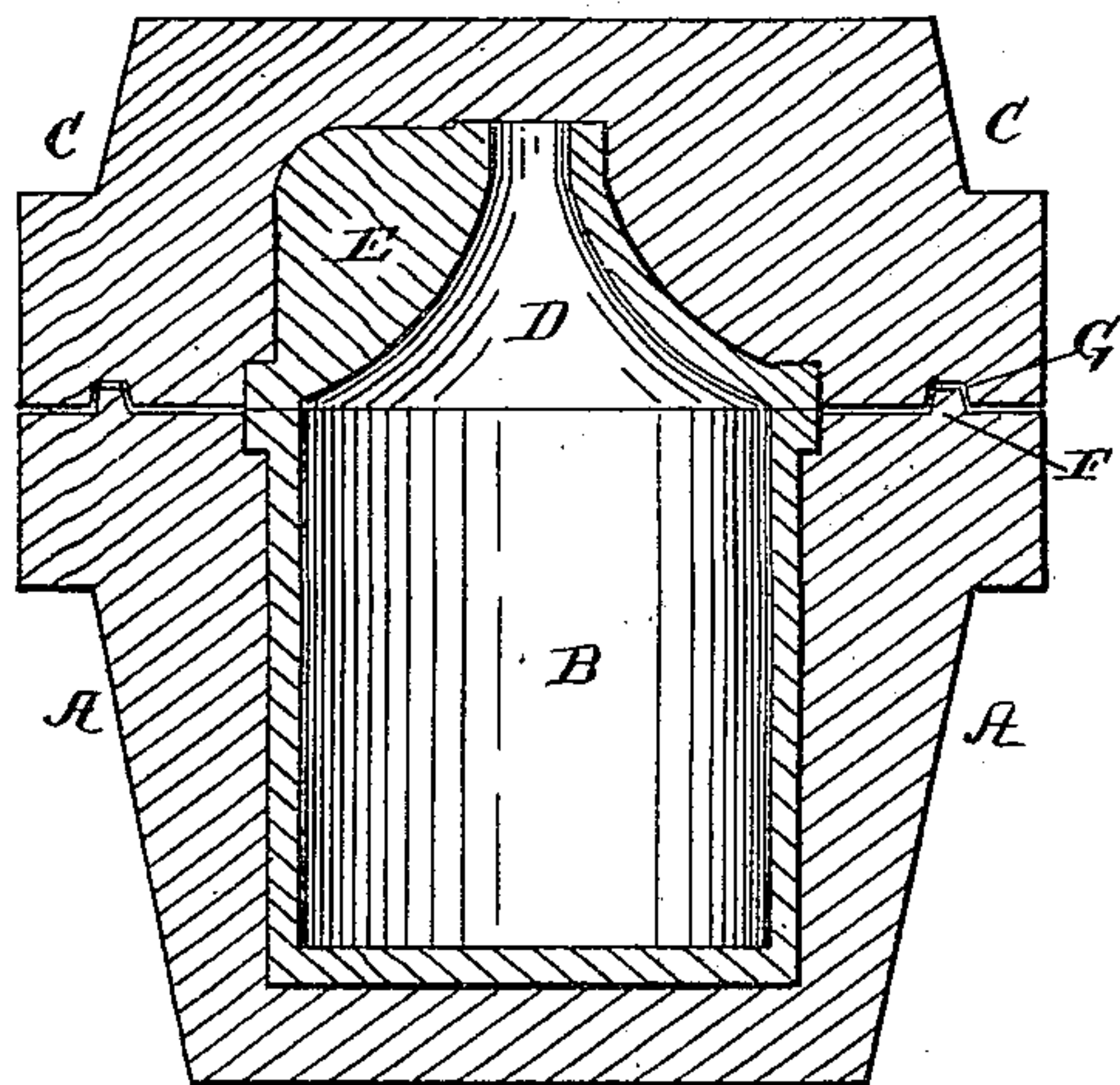


Fig. 3.

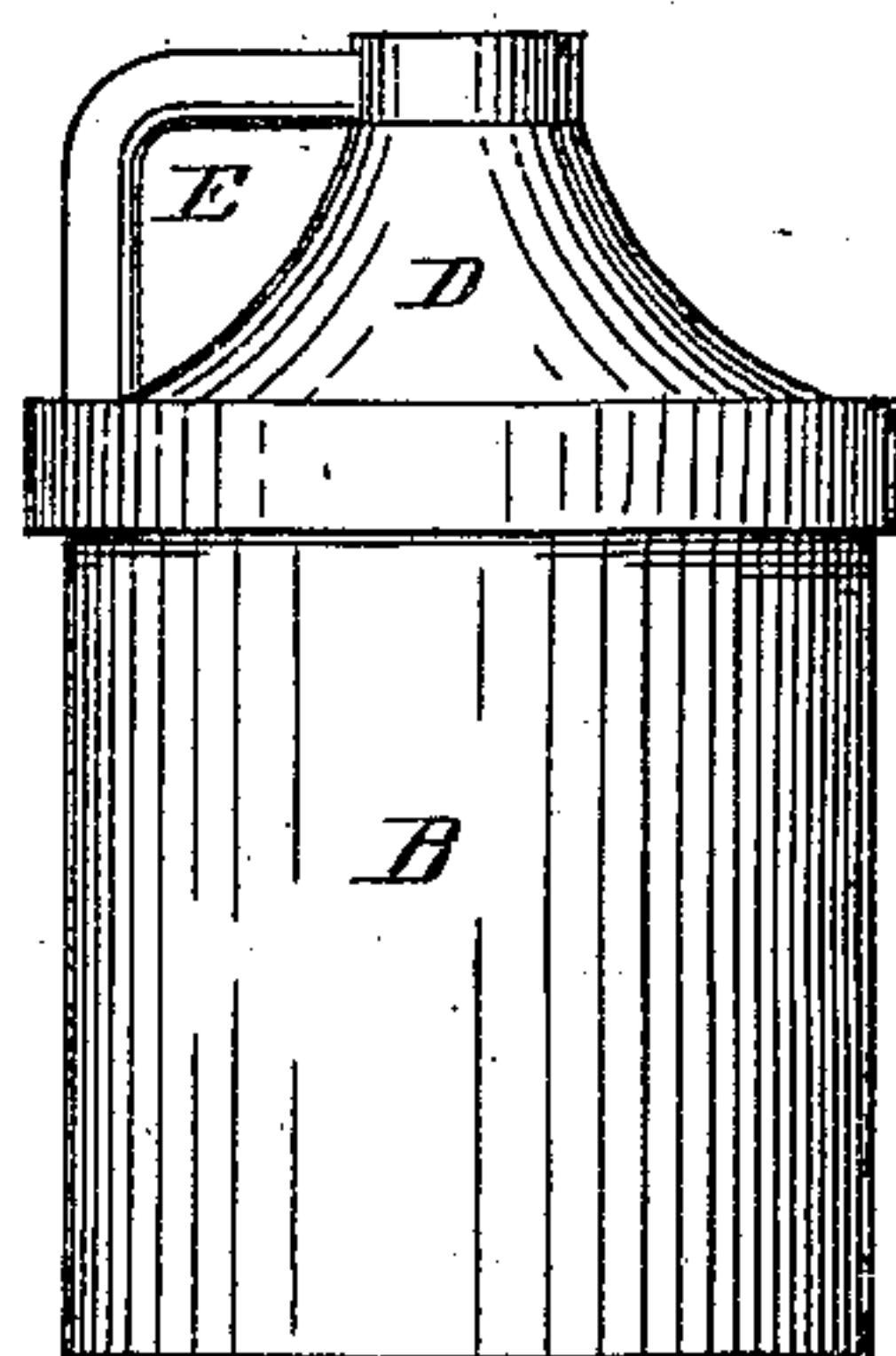


Fig. 6.

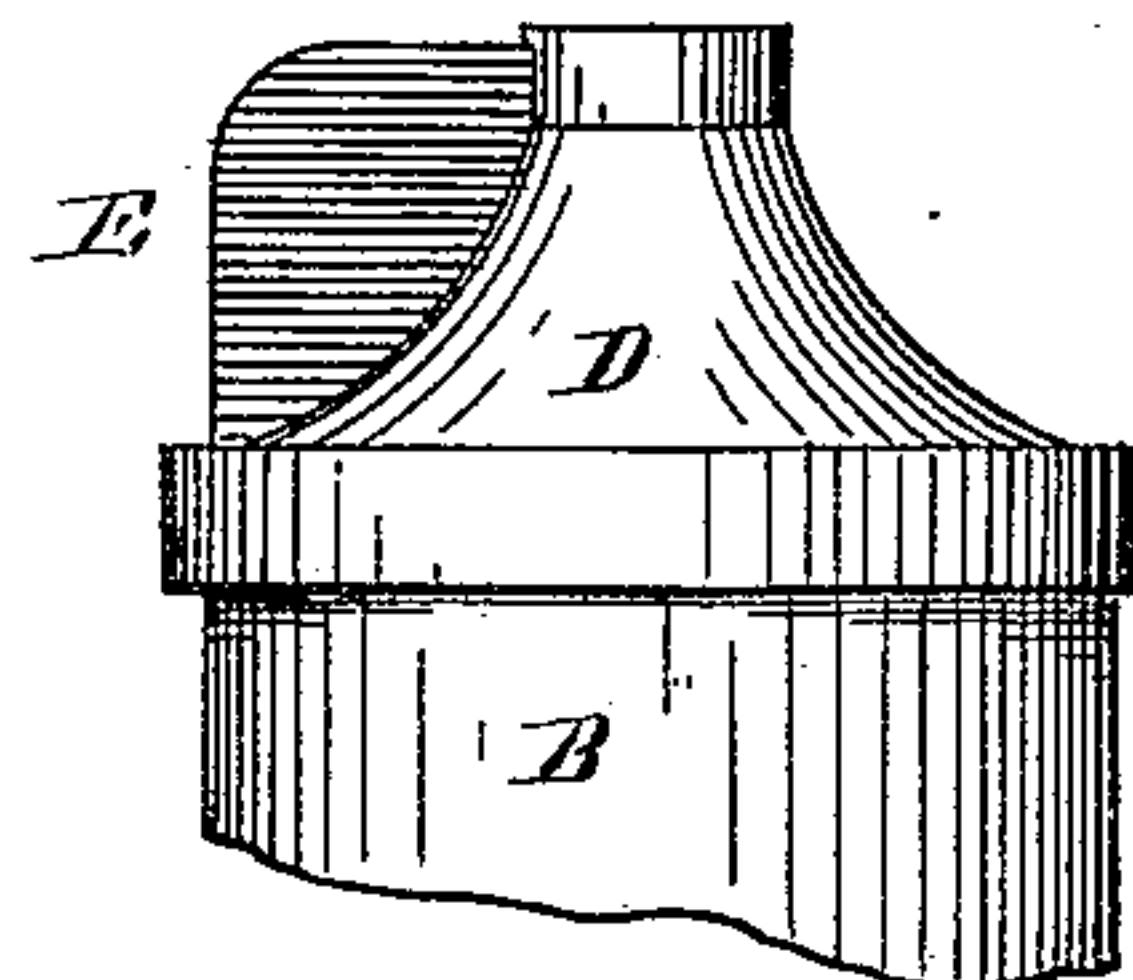


Fig. 5.

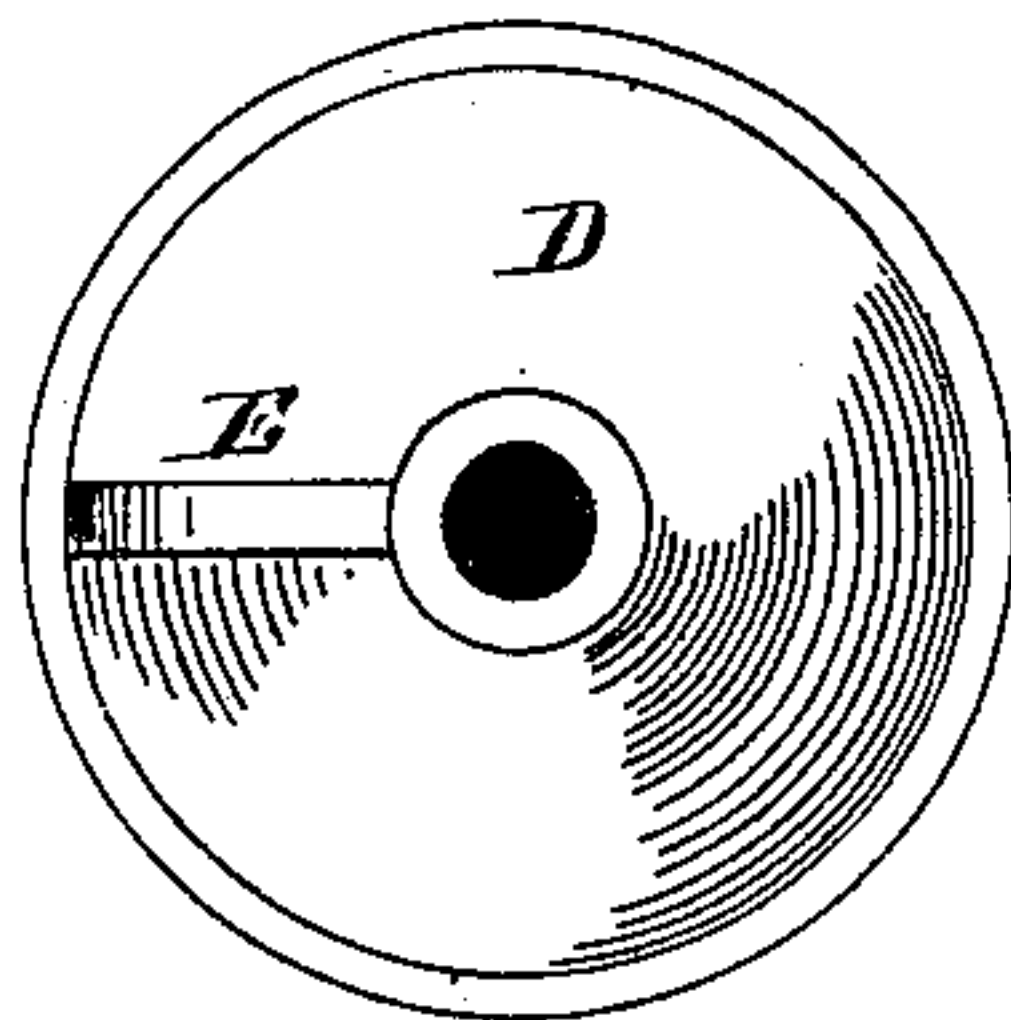


Fig. 4.

Witnesses:

E. M. Stuart
Arnold Wagner

Inventors:

Richard Whitmore,

Henry Robinson:

by C. P. Humphrey
Att'y.

UNITED STATES PATENT OFFICE.

HENRY ROBINSON AND RICHARD WHITMORE, OF AKRON, OHIO, ASSIGNORS
TO WHITMORE, ROBINSON & CO., OF SAME PLACE.

JUG.

SPECIFICATION forming part of Letters Patent No. 265,540, dated October 3, 1882.

Application filed February 15, 1882. (No model.)

To all whom it may concern:

Be it known that we, HENRY ROBINSON and RICHARD WHITMORE, of Akron, in the county of Summit and State of Ohio, have invented a new and useful Improvement in Jugs, of which the following is a specification.

Our invention relates to improvements in earthenware jugs and the process by which the handles thereon are made. The term "jug" as herein used refers to a bottle-shaped vessel having a mouth adapted to be closed with a cork, and provided with a handle.

The objects of our invention are to construct jugs of uniform size and such shape as will facilitate placing in kilns or packing for shipment, and simultaneously with their construction to form handles integral therewith.

The jug which we produce by our invention and the apparatus by which we produce it are illustrated in the accompanying drawings, and the peculiar character of the jug and the manner in which it is constructed are as follows: The jug is constructed in two parts separately—the body and the top—the body being the bottom and sides up to the point where the latter begin to converge, and the top being the residue, including the handle. These parts are turned of plastic clay in plaster molds by the process known as "jiggering," and will be readily understood by reference to the drawings, wherein—

Figure 1 represents a mold, A, for turning the body B, (shown therein,) and Fig. 2 shows the mold C for turning the top D in an inverted position.

In form the body is a crock having straight sides with a square rim about its top. The top consists of a corresponding square rim about its base. Thence it converges, rising with concave sides to the mouth. A cavity in the top mold forms upon one side of the top a web or fin, E, of a suitable thickness to constitute and having the shape of a handle, and within the lines of the side and level with or below the mouth, the bottom and top being completed in their respective molds, and, while the clay is soft and plastic, the top mold, C, is inverted on the bot-

tom mold, A, thereby bringing together and uniting the two parts of the jug, as shown in Fig. 3. A tongue and groove, F G, compel the two molds to register accurately. The molds and contents are then set aside until the jug is dry and shrunk, when the jug is removed. There is thus produced an unburned jug with a solid fin, E, projecting from one side of the top. (Shown in plan and partial elevation in Figs. 4 and 5, respectively.) The inside of the web or fin E is cut out by hand, or punched out by a tool adapted to that purpose, leaving its outer rim forming a handle. The completed jug (shown in elevation in Fig. 6) is then burned and glazed in the usual manner. The square rim on body and top, hereinbefore referred to, are to afford greater surface for the joint between the two parts and to strengthen the jug. It also facilitates placing ware in the kiln for burning, as there can be inverted over the mouth of the jug a small crock with its edge resting on this rim, another jug be placed upon the crock, and this process repeated. The top is made concave to afford additional hand-room inside of the handle E.

We claim as our invention—

1. The herein-described process of constructing a handle on a jug, which consists in forming integral with the top a fin projecting therefrom and subsequently cutting a hand-hole therein, substantially as hereinbefore described.

2. The herein-described jug, having straight sides, a strengthening-rim with a substantially horizontal upper surface at the base of the top portion, and a handle integral with the top portion and wholly within the upper surface of the rim, and on a level with or below the mouth, substantially as shown, and for the purpose specified.

In testimony that we claim the foregoing we have hereunto set our hands this 1st day of February, A. D. 1882.

HENRY ROBINSON.
RICHARD WHITMORE.

Witnesses:

C. P. HUMPHREY,
D. R. PAIGE.