

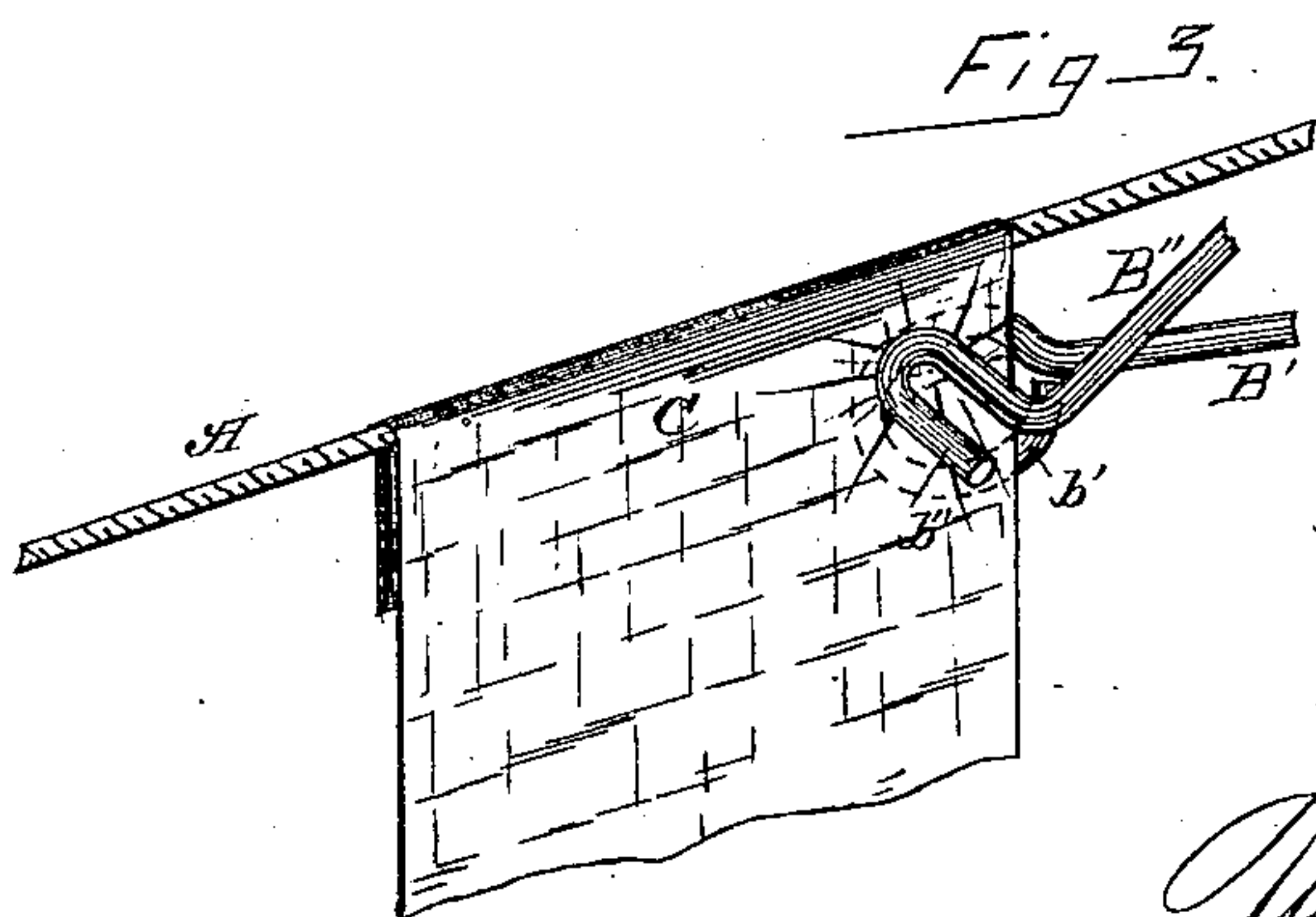
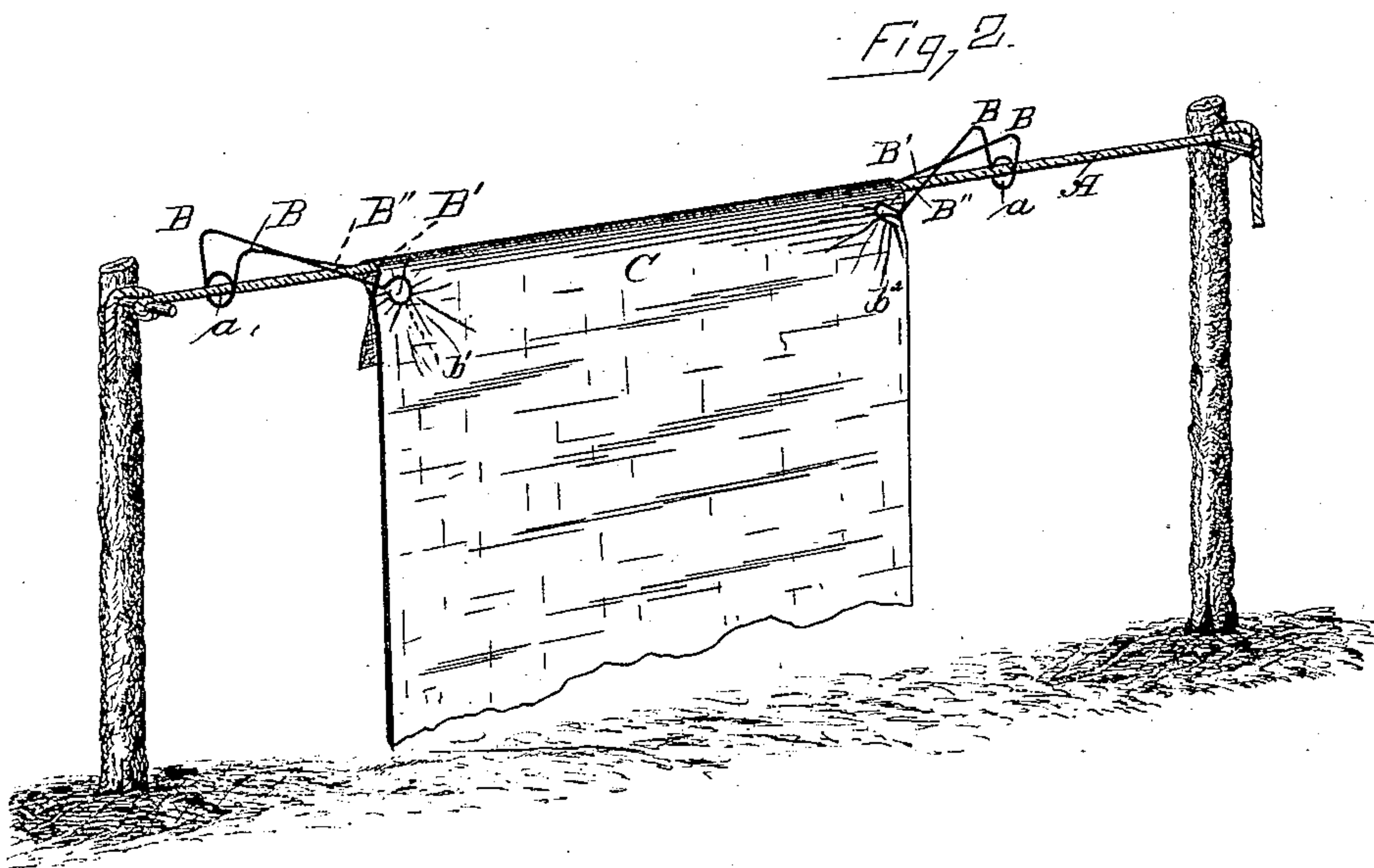
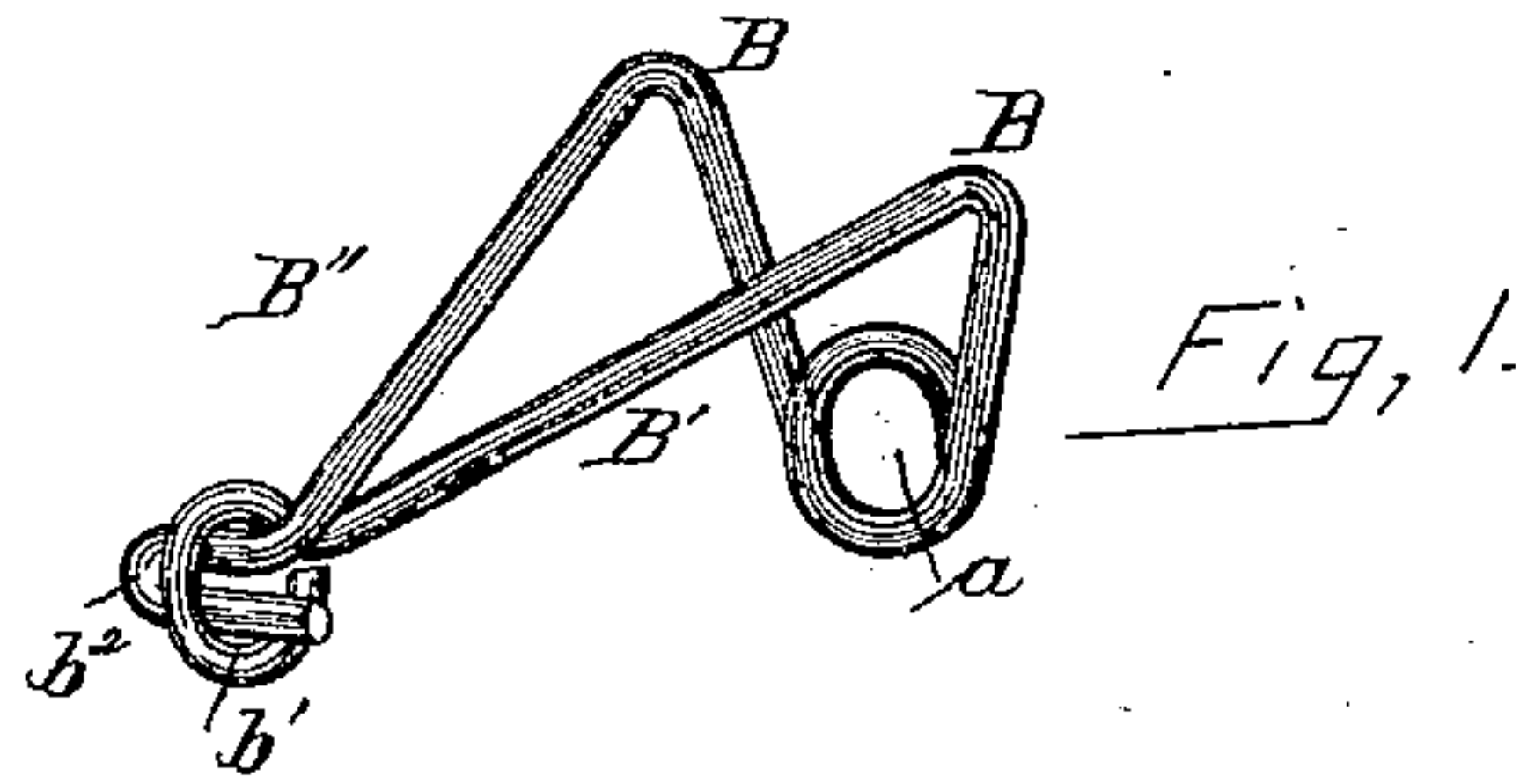
(No Model.)

T. A. SWEET.

CLOTHES PIN.

No. 265,461.

Patented Oct. 3, 1882.



WITNESSES:
Fred. G. Dieterich
John W. Hockett

Thomas A. Sweet,
INVENTOR,
by Louis Prager & Co
ATTORNEYS.

UNITED STATES PATENT OFFICE.

THOMAS A. SWEET, OF CAMBRIA, CALIFORNIA.

CLOTHES-PIN.

SPECIFICATION forming part of Letters Patent No. 265,461, dated October 3, 1882.

Application filed May 29, 1882. (No model.)

To all whom it may concern:

Be it known that I, THOMAS A. SWEET, of Cambria, in the county of San Luis Obispo and State of California, have invented certain new and useful Improvements in Clothes-Pins; and I do hereby declare that the following is a full, clear, and exact description of the invention, which will enable others skilled in the art to which it appertains to make and use the same, reference being had to the accompanying drawings, which form a part of this specification, and in which—

Figure 1 is a perspective view of my improved clothes pin or holder detached from the clothes-line. Fig 2 is a view of a portion of a clothes-line with the holders and an article of clothing suspended upon the line; and Fig. 3 is a perspective view, on an enlarged scale, of the lower end of the holder with a piece of clothing inserted between its clamping ends.

Similar letters of reference indicate corresponding parts in all the figures.

My invention has relation to devices for clamping or holding clothing upon the clothes-line, (generically known as "clothes-pins;") and it consists in the detailed construction of a wire spring-clamp adapted for such purpose, as hereinafter more fully described and claimed.

In the accompanying drawings, A represents the clothes-line, which is suitably suspended in the usual manner. The clamp or holder is

made of wire, which is looped to form an eye, *a*, through which the line is inserted. The free ends of the wire are then bent at right angles, or approximately so, to form knees B B, the arms B' B'' of which converge at their outer ends, where one, B', is bent to form a loop or eye, *b'*, while the other, B'', is bent to form a hook-shaped projection, *b''*, which will project into the loop *b'* when the outer ends of the legs B' B'' are crossed.

The article of clothing (shown at C) is doubled over the line in the usual manner, and held in place by being clamped between the crossed legs B' and B'', as clearly shown in the drawings.

Having thus described my invention, I claim and desire to secure by Letters Patent of the United States—

A wire clothes clamp or holder consisting of a piece of wire bent in the middle to form a spring loop or eye, *a*, with its free ends bent to form converging legs B' and B'', provided respectively with an eye, *b'*, and hook *b''* at the outer ends, substantially as and for the purpose herein shown and described.

In testimony that I claim the foregoing as my own I have hereunto affixed my signature in presence of two witnesses.

THOMAS A. SWEET.

Witnesses:

B. H. FRANKLIN,
MERIT UTLEY.