

(No Model.)

O. B. COLCORD.

CHIMNEY.

No. 265,386.

Patented Oct. 3, 1882.

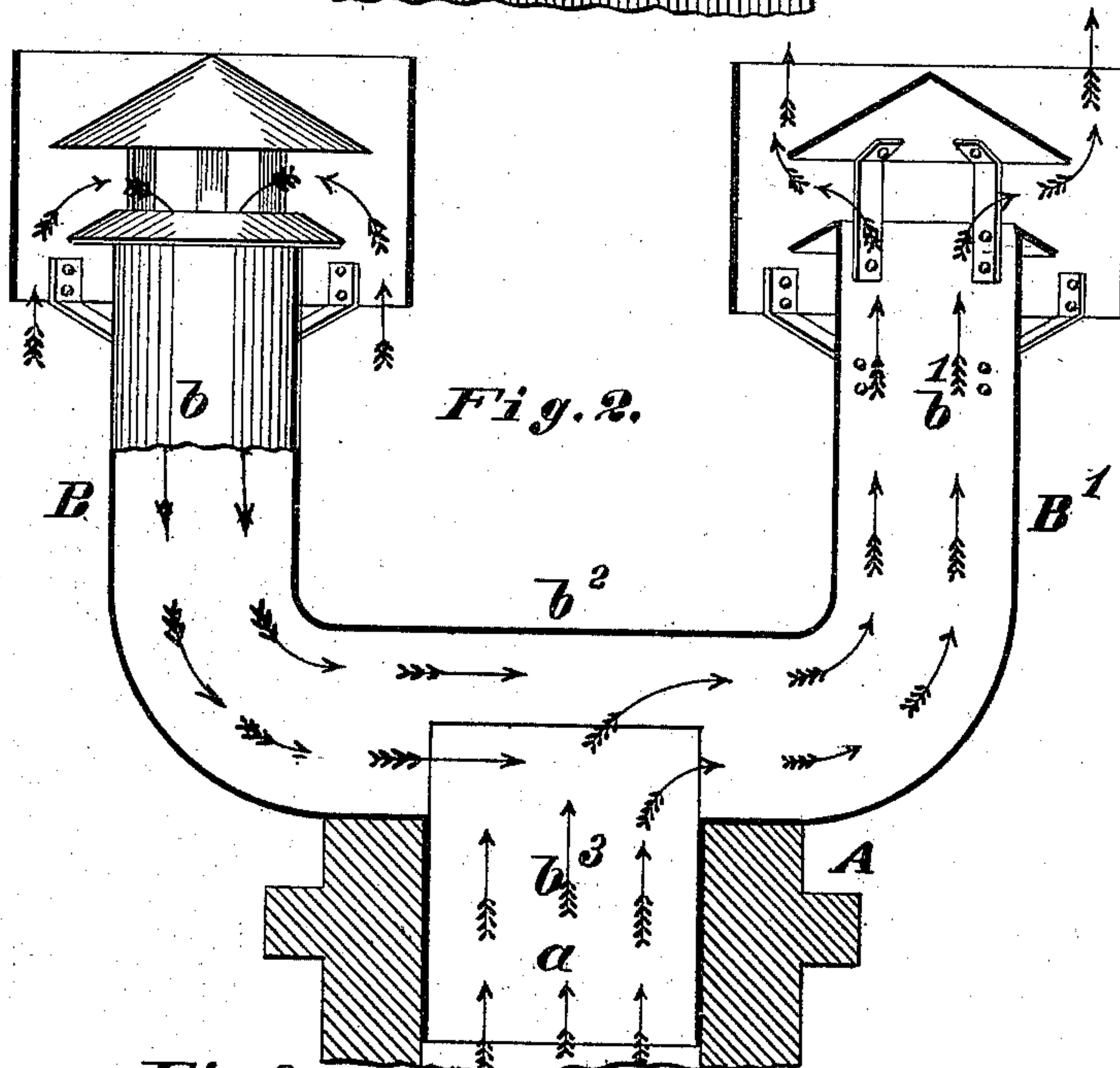
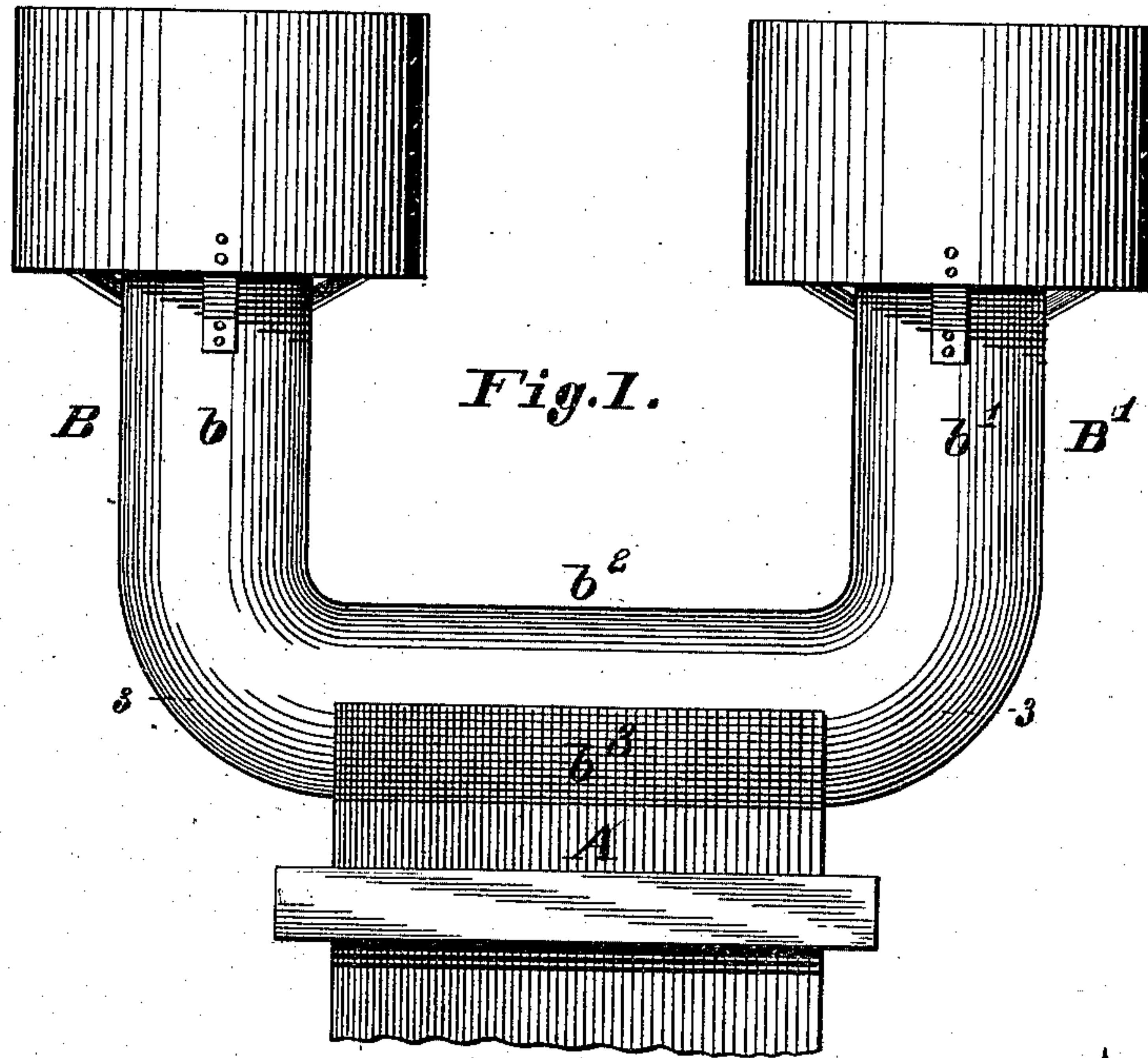
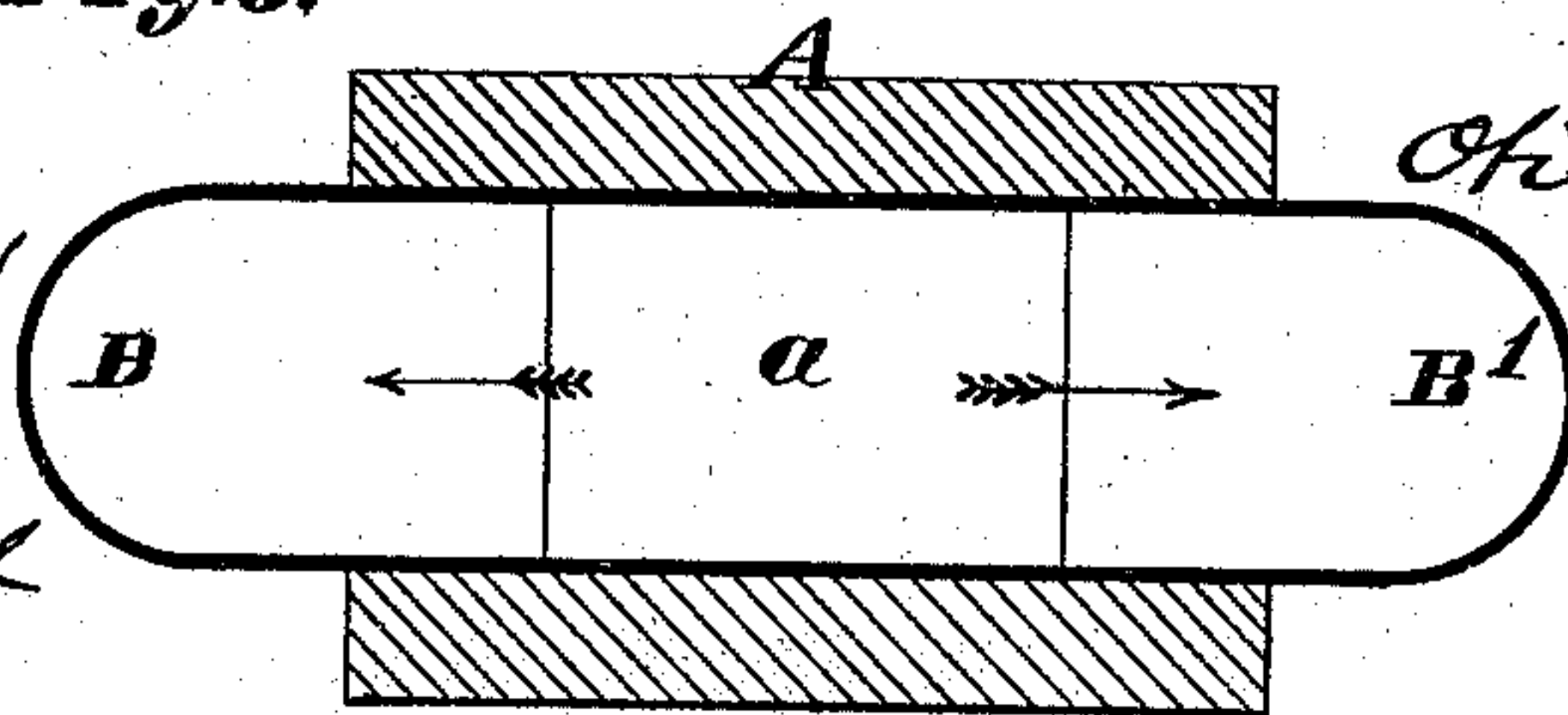


Fig. 3.



Attest:

Charles Pickles

Amos N. Boyd

Inventor:

Otis B. Colcord

by C. D. Moody
att'y

UNITED STATES PATENT OFFICE.

OTIS B. COLCORD, OF GREENVILLE, ILLINOIS.

CHIMNEY.

SPECIFICATION forming part of Letters Patent No. 265,386, dated October 3, 1882.

Application filed May 24, 1882. (No model.)

To all whom it may concern:

Be it known that I, OTIS B. COLCORD, of Greenville, Bond county, Illinois, have made a new and useful Improvement in Chimneys, of which the following is a full, clear, and exact description, reference being had to the annexed drawings, making a part of this specification, in which—

Figure 1 is a side elevation of the improvement; Fig. 2, a sectional elevation, and Fig. 3 a horizontal section taken on the line 3 3 of Fig. 1.

The same letters denote the same parts.

The outer air-currents are liable, as is well known, to interfere with the proper working of a chimney. To obviate this difficulty is the aim of the present improvement, which consists in providing the chimney with two or more outlets, the outlets being so spaced apart, shaped, and relatively arranged to the main flue as to cause any air-current descending one of the outlet-flues to strike across the main flue and pass into, through, and out of the opposite outlet-flue, and in so doing influence the smoke in the main flue to escape therefrom and pass off with the ascending air-current. To this end the outlet-flues are not extended so as to be directly over the main flue, but are out of line therewith and on opposite sides of the main flue, and at their lower ends are bent or turned so as to cause the descending air-current, after reaching the lower end of that one of the outlet-flues in which the air-current chances to descend to shoot across the main flue and into the opposite outlet-flue, as described.

As seen in the drawings, where A represents a chimney of the usual description, saving as modified by the present improvement, B B' represent the outlet-flues.

The working of the improvement is based upon the fact that the outer air blowing downward toward the main flue does not enter the two outlet-flues with equal force, the effect of which is to cause a descending current in one of the outlet-flues and an ascending current in the other outlet-flue. In the drawings the current is supposed to be descending in the outlet-flue B and to be ascending in the outlet-flue B', as indicated by the arrows, and the

smoke is being drawn from the main flue *a* and into the outlet-flue B' and carried off with the ascending air-current in the last-named outlet-flue.

The outlet-flues B B' may be built so as to be in one piece with the chimney A; or the flues B B' may be constructed as an attachment to be applied to chimneys. In the last-named case a desirable form of construction is that shown, the attachment consisting of the upright portions *b b'*, united by a horizontal portion, *b²*, and having an extension, *b³*, to fit into the main flue *a*. The two parts *b b'*, however, may be made in the form of elbows and be inserted into or connected with the main flue *a* at opposite sides thereof; or, further, the attachment may be in the form of a tube of semi-circular or approximate shape, the essential of any form of the attachment or improvement being a flue so shaped that the entering air-currents shall descend and strike across the main flue.

I claim—

1. The combination, with a chimney, of the outlet-flues B B', said outlet-flues being out of line with the main flue, and at their lower ends being closed to the outer air and bent or turned to cause any current descending through one of the outlet-flues to shoot across the main flue and ascend into the opposite outlet-flue, as and for the purpose described.

2. A chimney attachment consisting of the outlet-flues B B', said outlet-flues being out of line with the main flue, and at their lower ends being closed to the outer air and bent or turned to cause any current descending through one of the outlet-flues to shoot across the main flue and ascend into the opposite outlet-flue.

3. A chimney having two outlets, B B', said outlet-flues being out of line with the main flue, and at their lower ends being closed to the outer air and bent or turned to cause any current descending through one of the outlet-flues to shoot across the main flue and ascend into the opposite outlet-flue, as and for the purpose described.

OTIS B. COLCORD.

Witnesses:

GEORGE A. COLCORD,
R. C. SPRAGUE.