

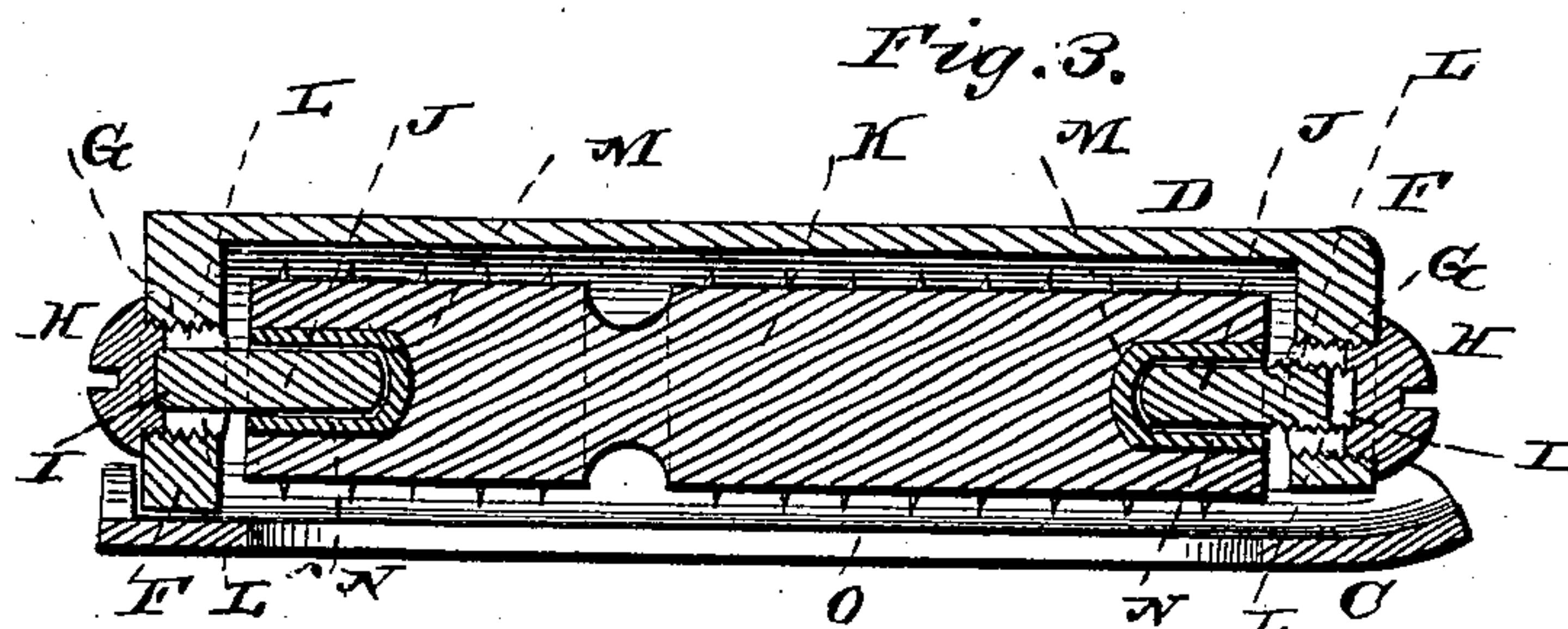
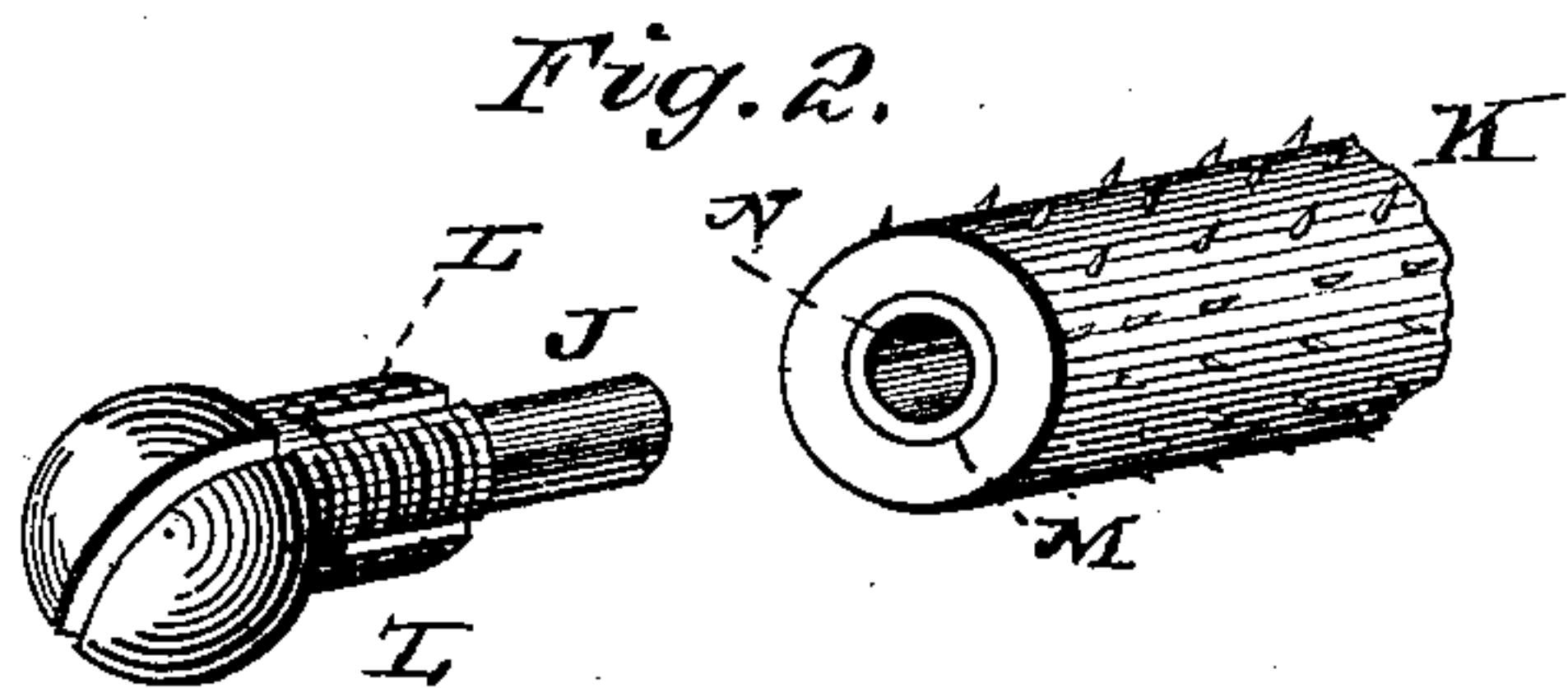
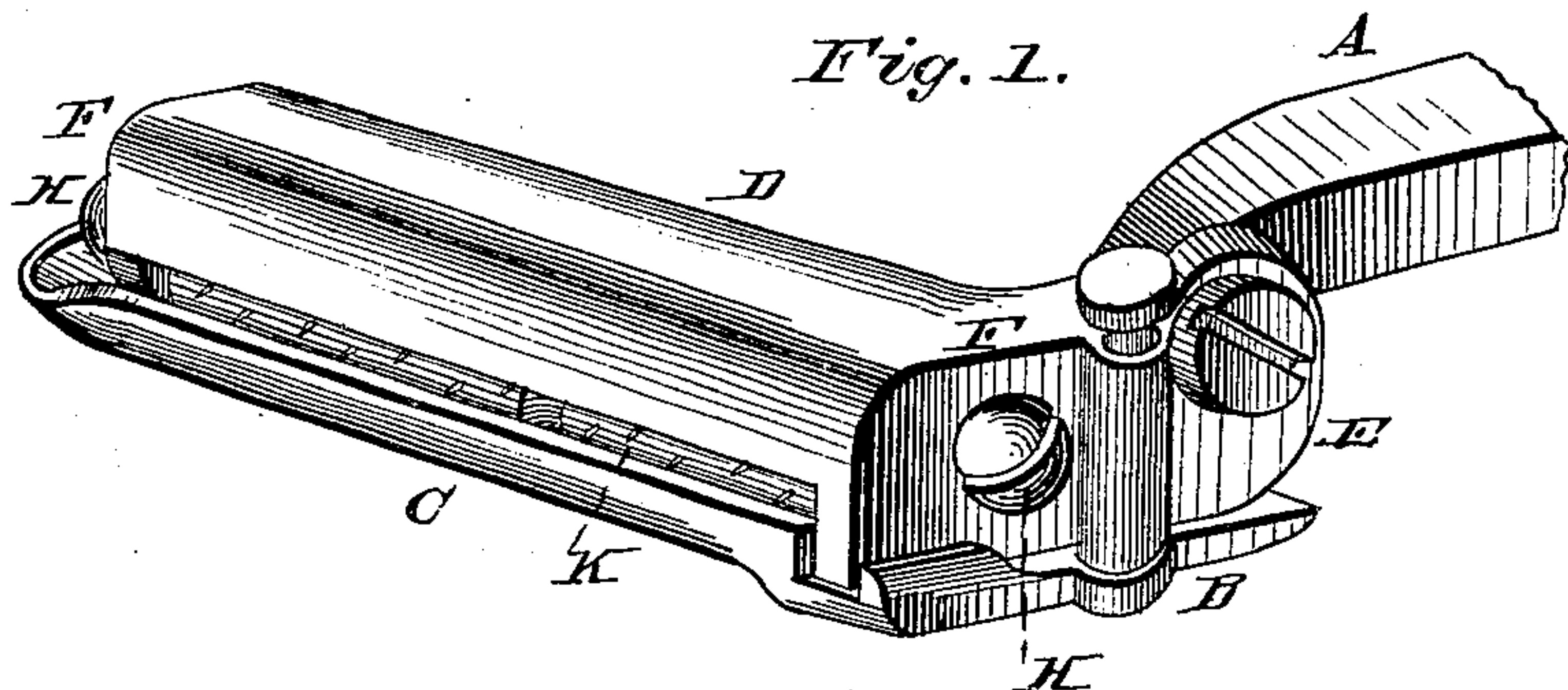
(No Model.)

A. ISHERWOOD.

LOOM TEMPLE.

No. 265,264.

Patented Oct. 3, 1882.



WITNESSES:

*Med. L. Dietrich*  
*P. C. Dietrich*

INVENTOR.

*Alfred Isherwood*  
by *C. A. Snow*  
ATTORNEYS.

# UNITED STATES PATENT OFFICE.

ALFRED ISHERWOOD, OF NEW BEDFORD, MASSACHUSETTS.

## LOOM-TEMPLE.

SPECIFICATION forming part of Letters Patent No. 265,264, dated October 3, 1882.

Application filed April 22, 1882. (No model.)

*To all whom it may concern:*

Be it known that I, ALFRED ISHERWOOD, of New Bedford, in the county of Bristol and State of Massachusetts, have invented certain  
5 new and useful Improvements in Loom-Temples; and I do hereby declare that the following is a full, clear, and exact description of the invention, which will enable others skilled in the art to which it appertains to make and use  
10 the same, reference being had to the accompanying drawings, which form a part of this specification.

Figure 1 is a perspective view of my improvements. Fig. 2 shows views of details. Fig. 3  
15 is a longitudinal sectional view, at the right-hand end of which is illustrated a modification in the construction of the set-screws H and plugs J, hereinafter described.

Corresponding parts in the several figures  
20 are denoted by like letters of reference.

In loom-temple as ordinarily constructed the temple-roller has usually been mounted upon a pin or spindle passing longitudinally through the same and secured in the ends of  
25 the box or casing. In this construction considerable friction has naturally existed between the roller and its spindle and the ends of the casing, to overcome which it has been customary to lubricate with oil. The disadvantages  
30 resulting from this have been numerous. Rust and grease would more or less discolor the fabric, and the starch from the yarn would unite with the oil, forming a pasty mass, which would frequently check the revolution of the roller,  
35 causing destruction to either the fabric or the roller, or both. To overcome these drawbacks is the object of my invention.

The object of my invention is accomplished by the construction and arrangement of parts  
40 which I shall now proceed to describe with reference to the drawings, in which—

A is the temple-bar; B, the plate, and C a semi-cylindrical trough forming the lower part of the roller-box. The upper part, D, of  
45 the box has an arm, E, by which it is hinged

in the usual manner to the bar A. The ends F F of the part D have screw-threaded openings G G to receive the set-screws H H, the inner ends of which have recesses I to receive  
50 pins or plugs J, of wood or other suitable material. The ends of screws H are also split or slitted, as shown at L, Fig. 2, to cause them to clutch or clamp and firmly hold the pins J in position. This construction is clearly shown  
55 at the left-hand end of Fig. 3 of the drawings. The recesses I of the set-screws H may be provided with female screw-threads to render the pins J, which must then be correspondingly threaded at their outer ends, longitudinally  
60 adjustable. At the right-hand end of Fig. 3 of the drawings this modified construction is clearly indicated. The temple-roller K is provided at its ends with recesses M, in which  
65 steps or bearings N, of glass, porcelain, or other suitable material, are firmly secured. The roller is mounted by its bearings N upon the pins J of set-screws H, which serve to hold the ends of the roller away from contact with the ends of the box, thus reducing the friction to a minimum.  
70

Having thus described my invention, I claim and desire to secure by Letters Patent of the United States—

1. The combination, with the temple-roller having recesses M, of the glass or other suitable bearings, N, secured in said recesses, as set forth.  
75

2. The combination of the temple-roller having bearings N with the box having ends F, provided with screw-threaded openings G, and  
80 the set-screws H, having pins or plugs J, as set forth.

In testimony that I claim the foregoing as my own I have hereto affixed my signature in presence of two witnesses.

ALFRED ISHERWOOD.

Witnesses:

SAMUEL MILLS,

JAMES THORPE GARSIDE.