

(No Model.)

2 Sheets—Sheet 1.

M. L. WEINER.

FILE BOX.

No. 264,383.

Patented Sept. 12, 1882.

Fig. 1.

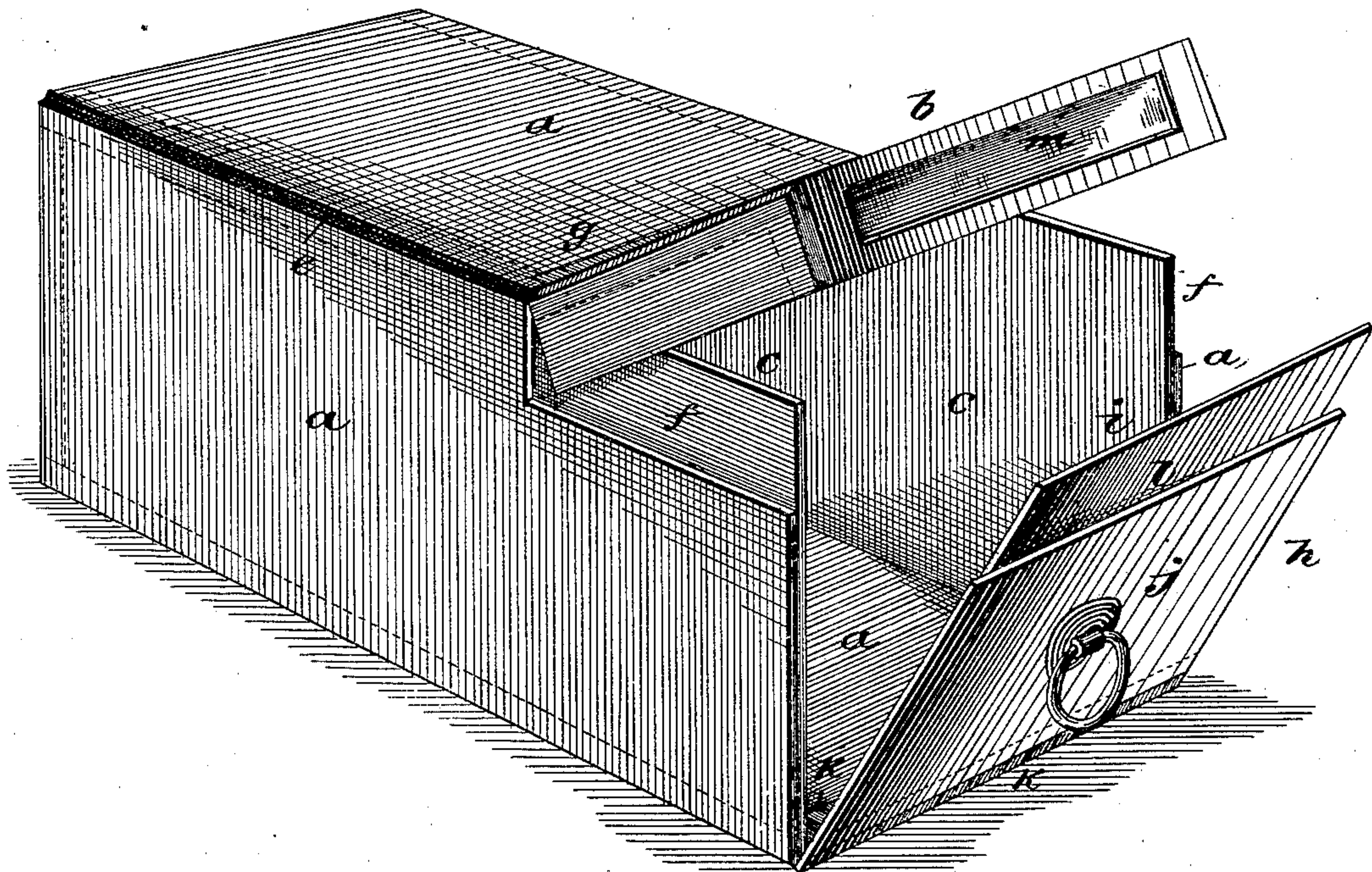
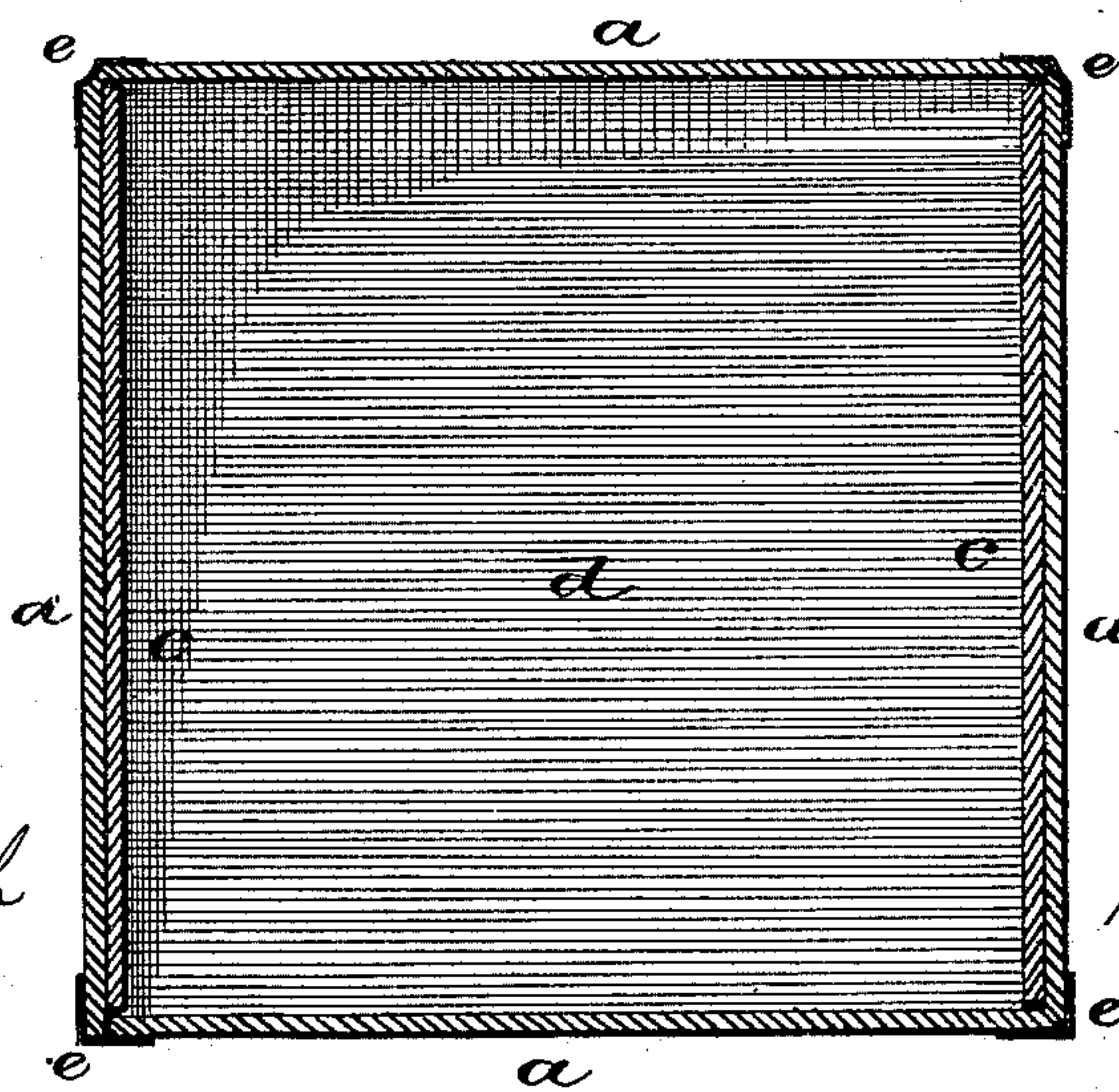


Fig. 2.



WITNESSES

Fred. G. Dieterich
P. C. Dieterich

INVENTOR

Max L. Wiener
by A. G. Syne.

ATTORNEY.

(No Model.)

2 Sheets—Sheet 2.

M. L. WEINER.

FILE BOX.

No. 264,383.

Patented Sept. 12, 1882.

Fig. 3.

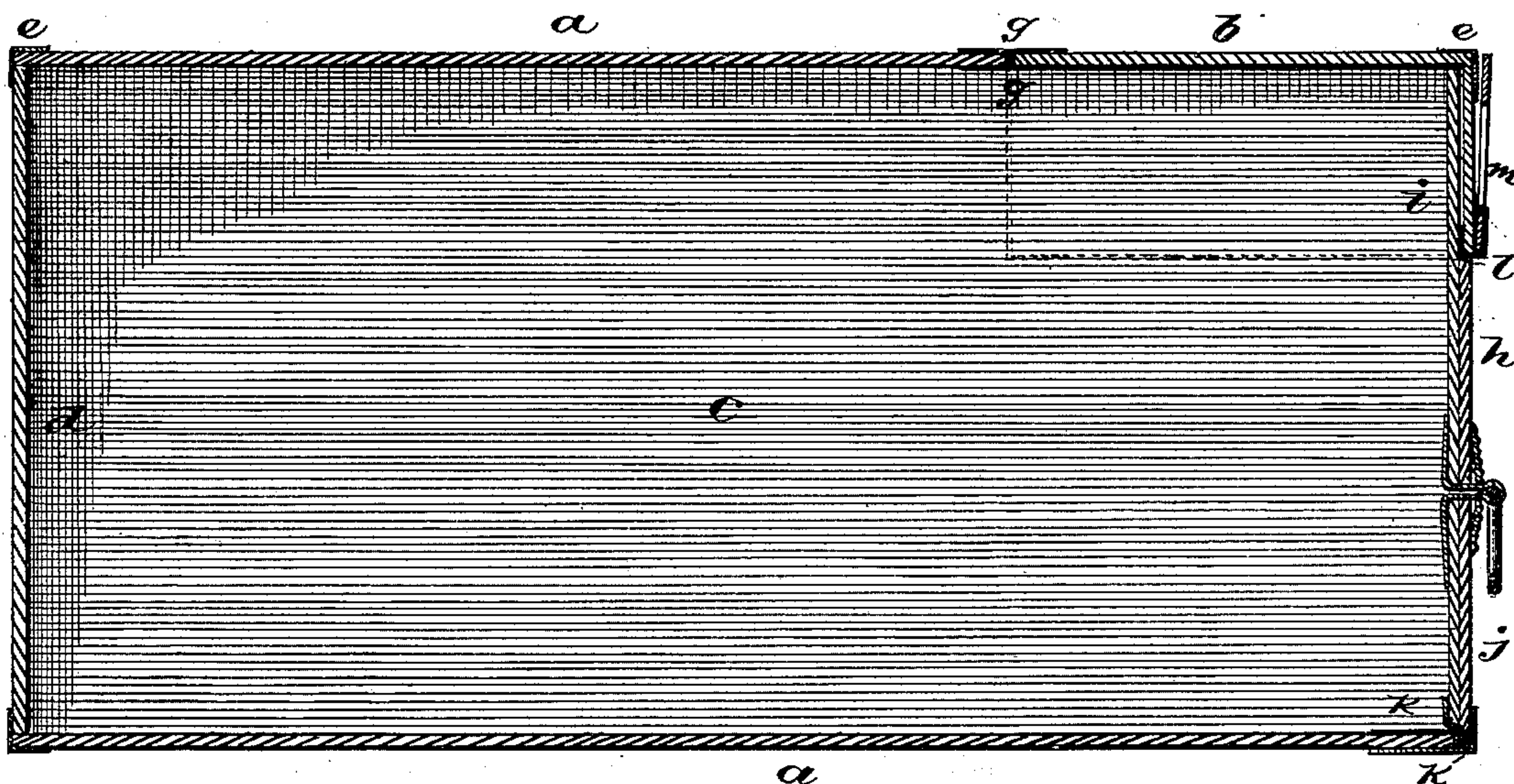
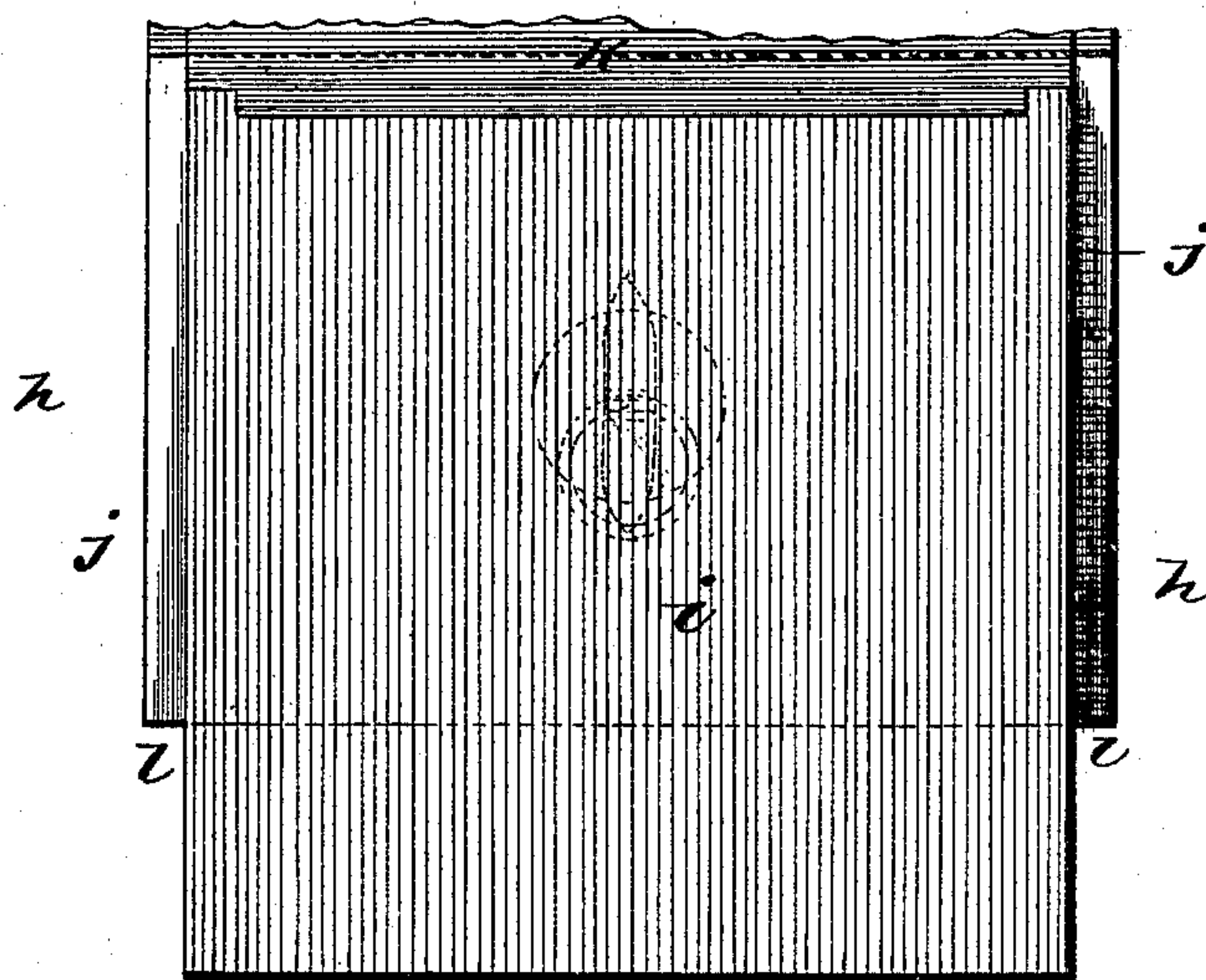


Fig. 4.



WITNESSES

Fred. G. Dutterich
F. C. Dutterich.

INVENTOR

Max L. Weiner
by A. G. Syne.

ATTORNEY

UNITED STATES PATENT OFFICE.

MAX L. WEINER, OF CINCINNATI, OHIO, ASSIGNOR TO THE PEERLESS
PAPER BOX COMPANY, OF SAME PLACE.

FILE-BOX.

SPECIFICATION forming part of Letters Patent No. 264,383, dated September 12, 1882.

Application filed March 15, 1882. (No model.)

To all whom it may concern:

Be it known that I, MAX L. WEINER, a citizen of the United States, residing at Cincinnati, in the county of Hamilton and State of Ohio, have invented certain new and useful Improvements in File-Boxes, of which the following is a specification, reference being had therein to the accompanying drawings.

The object of this invention is to provide a convenient file box for documents, correspondence, and other papers; and the invention consists of the improvements hereinafter claimed.

In the accompanying drawings, Figure 1 is a perspective view of my improved file-box, showing the lids partially open. Fig. 2 is a transverse section of the same. Fig. 3 is a longitudinal section, showing the lids closed; and Fig. 4 is a plan view of one of the lids.

In constructing the body of the box I provide a blank, *a*, made of pasteboard or other suitable material, about four times the width of the box to be constructed, and having a rectangular piece cut out of one end to form the top lid, *b*. This blank is then blocked or otherwise treated to give it a quadrilateral form, and two rectangular pieces, *c*, of the same material as the blank, are placed inside the latter, on opposite sides, in such manner as to form double walls at the sides, and thereby furnish the requisite degree of strength to the material. By means of suitable adhesive substance the parts are secured together, one of the ends of the box being closed by a piece, *d*, inserted therein, and the seams and projecting edges are faced on the outside with strips *e* of binding-cloth, leather, rubber, or any other convenient material. With this construction the inside pieces, *c*, will project above the edges of the blank *a*, on each side of the box, at the end where the blank is cut away, as above described, so that a rectangular offset, *f*, will be formed in the outer surface of the box, on each side thereof. Into these offsets shut the overlapping sides of the top lid, *b*, which is constructed of the piece cut out of the blank, and flexibly connected to the top of the box by means of an inside and an outside strip of binding-cloth, *g*. These seams and exposed edges of the lid *b* are likewise faced with cloth. The

open end of the box is provided with a lid, *h*, which is composed of a piece, *i*, made of a suitable size to fit in the said open end, and an outer piece, *j*, which is secured to the piece *i* and connected to the bottom of the box by strips of cloth *k*, in the manner of the lid *b*. The outside piece, *j*, is made broader than the inside piece, *i*, so that when the lid *h* is closed the projecting edges of the outside piece will fit against the adjacent edges of the box and form a close joint therewith. As the piece *j* does not extend to the upper edge of the inside piece, *i*, it forms an offset, *l*, in alignment with the offsets *f*, and thus when the lid *h* is shut the lid *b* incloses the upper end of the inside piece, *i*, and holds it securely in position.

The lid *b* is provided with a label-pocket, *m*, made of cloth or leather, and secured thereto in such manner as to form a shield for the outer corners and for that portion of the lid *b* which fits over and holds the lid *h*. As the friction between the two lids in opening and closing the box would be the only material source of wear, the facing of the contact-surface of the top lid by means of the label-pocket not only gives greater durability to the box, but the label-pocket is thus made to serve two important purposes. The label-pocket may be placed at either or both ends of the box, if desired.

As a finish for the box I cover it with suitable paper of any desirable color or pattern, leaving the facing-strips exposed at the corners and edges. The box is provided with a ring secured to the end lid, by means of which it is to be drawn out of the safe in which it shall be deposited.

Having thus described my invention, what I claim, and desire to secure by Letters Patent, is—

The file-box having the top lid and the end lid combined with the facing, which is secured to one of the lids to form a label-pocket on the outside thereof and a shield between the overlapping parts of said lids, substantially as shown and described.

MAX L. WEINER.

Witnesses:

C. M. VAN HANNA,
FRANK WALTZ.