


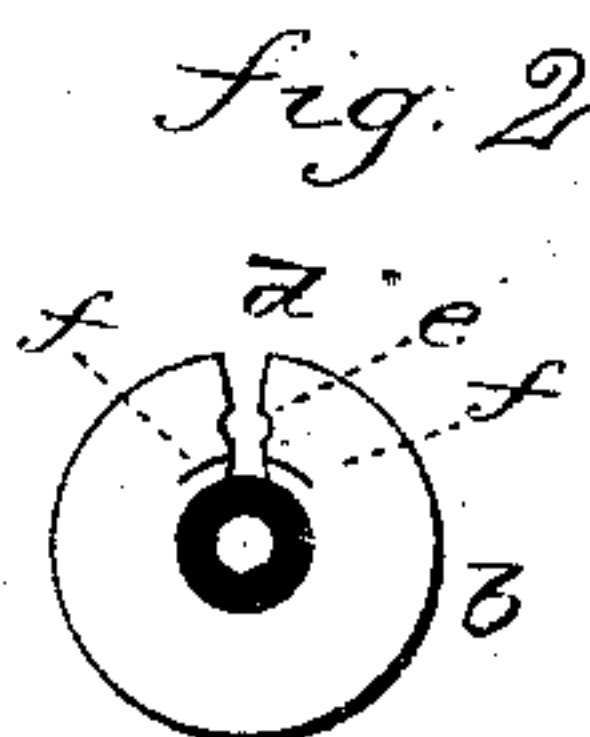
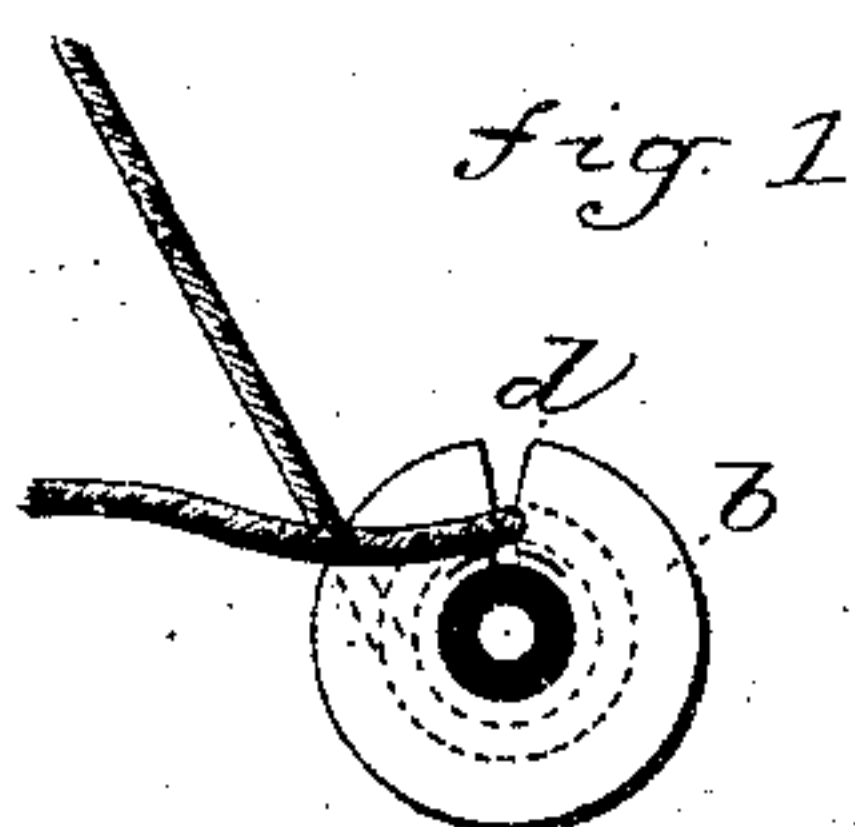
(No Model.)

J. L. JOYCE.

FASTENING FOR SHOE LACINGS.

No. 264,302.

Patented Sept. 12, 1882.



*Witnesses.*

*J. H. Shumway*  
*Jos. P. Earle*

*Jos. L. Joyce*  
*Inventor*

*By atty-*  
*Wm. P. Earle*

# UNITED STATES PATENT OFFICE.

JOSEPH L. JOYCE, OF NEW HAVEN, CONNECTICUT.

## FASTENING FOR SHOE-LACINGS.

SPECIFICATION forming part of Letters Patent No. 264,302, dated September 12, 1882.

Application filed March 17, 1882. (No model.)

*To all whom it may concern:*

Be it known that I, JOSEPH L. JOYCE, of New Haven, in the county of New Haven and State of Connecticut, have invented a new Improvement in Fastenings for Shoe-Lacings; and I do hereby declare the following, when taken in connection with the accompanying drawings and the letters of reference marked thereon, to be a full, clear, and exact description of the same, and which said drawings constitute part of this specification, and represent, in—

Figure 1 a front view, showing the lacing as engaged with the catch; Fig. 2, a face view of the catch; Fig. 3, an edge view of the catch.

This invention relates to a device for holding the lacing in a laced shoe after the shoe has been laced.

In the usual construction a hook is attached to the shoe and a knot tied in the lacing at the place where the engagement is to be made. Then, after lacing, the lacing is drawn into the hook so as to engage therewith, the knot taking a bearing upon one side of the hook to hold it in engagement therewith. This arrangement necessitates the tying of a knot in the lacing; but difficulties exist in this device, because the knot is a fixed and unadjustable point of attachment, so that if the lacing stretches it will cause the shoe to be loose, or in different thicknesses of stockings the length of the lacing will vary accordingly, because in one case the opening in the shoe will be drawn nearer together than in the other, and when drawn nearer together, as for a thin stocking, the lacing will be too long, or when farther open, as in the case of a thick stocking, then the lacing will be too short.

The object of my invention is to construct a fastener which shall engage the lacing at any point without a knot or other contrivance to form a stop; and it consists in a button-like stud, around the body of which the lacing may be wound, with a radial slit in the flange into which the lacing may be drawn. The flange being elastic pinches the lacing, and so as to firmly hold it at any point with which it may engage, as more fully hereinafter described.

I prefer to make the fastener in the general form of a button, as shown, it being struck from elastic sheet metal, and so as to form a

body, *a*, with a projecting flange, *b*, above it, and perforated or otherwise constructed for attachment to the shoe.

In the flange a cut, *d*, is made, preferably radially inward, opening to the outer edge, into which the lacing may be drawn.

The fastener is attached to the shoe. Then, after the lacing has been interwoven with the studs or eyelets in the shoe, it is wound around the body of the fastener, as seen in Fig. 1, and drawn into the slit *d*. The metal being elastic yields for the entrance of the lacing, and by its elasticity pinches the lacing sufficiently to hold it in engagement with the fastener.

This fastener permits the engagement of the lacing at any point which may be drawn into the slit *d*, and without any knot or other stop to hold it. I prefer to construct the slit with a notch, *e*, on one or both sides, as seen in Fig. 2, which forms an opening at that point of less diameter than the lacing, but so that the lacing may be drawn through the outer portion of the slit into this notch, and being engaged by the notch will be prevented from accidental withdrawal better than if the slit had straight sides.

In order to increase the extent of elasticity of the disk or flange, I cut a slit, *f*, transversely from the sides of the slit *d* near the center, which increases the length of the spring. Preferably I cut this slit upon both sides, so that one side will be more readily depressed and the other raised to permit the entrance of the lacing.

In some classes of work, where a very soft material is used, it is desirable to provide a hard surface, between which and the disk to wind the lacing. To this end I provide a second disk, *h*, of about the same size as the fastening-disk, and arrange it upon the surface of the fabric before attaching the slitted disk, and then secure all to the shoe; or it may be made as a part of the outer or fastening disk; or it may be arranged upon the inside of the upper and act as a stay to support the material of the shoe back of the fastening-disk.

Instead of providing the disk with a body it may be a flat disk, attached to the shoe like a flat button, but so as to permit the lacing to be wound beneath it. I prefer, however, to



form it with a body, *a*, because it gives more space and greater facility for winding the lacing beneath the disk.

I claim—

5 1. The herein-described fastener for shoe-lacings, consisting of the body *a*, provided with the elastic disk *b*, constructed for attachment to the shoe, and with the slit *d* in said disk, into which the lacing is drawn after having been wound upon the body beneath the disk, the sides of the slit yielding to admit the lacing, substantially as described.

15 2. The herein-described fastener for shoe-lacings, consisting of the body *a*, provided with the elastic disk *b*, constructed for attachment to the shoe, and with the slit *d* in said disk, into which the lacing is drawn after having been wound upon the body beneath the disk, the sides of the slit yielding to admit the lacing, combined with the second disk, *h*, substantially as described.

3. The herein-described fastener for shoe-lacings, consisting of the body *a*, provided with the elastic disk *b*, constructed for attachment to the shoe, and with the slit *d* in said disk, into which the lacing is drawn after having been wound upon the body beneath the disk, the sides of the slit yielding to admit the lacing, the said slit constructed with a notch, *e*, upon one or both sides, substantially as and for the purpose described. 25 30

4. The herein-described fastener for shoe-lacings, consisting of the disk *b*, constructed for attachment to the shoe, and with the slit *d*, into which the lacing is drawn after having been wound beneath the disk, with the transverse cut *f* into the disk from the edge or edges of the slit, substantially as described. 35

JOS. L. JOYCE.

Witnesses:

JOHN E. EARLE,  
LILLIAN D. ROGERS.