

(No Model.)

T. E. DAVIS.
MILLSTONE PAINT STAFF.

No. 264,253.

Patented Sept. 12, 1882.

Fig. 1.

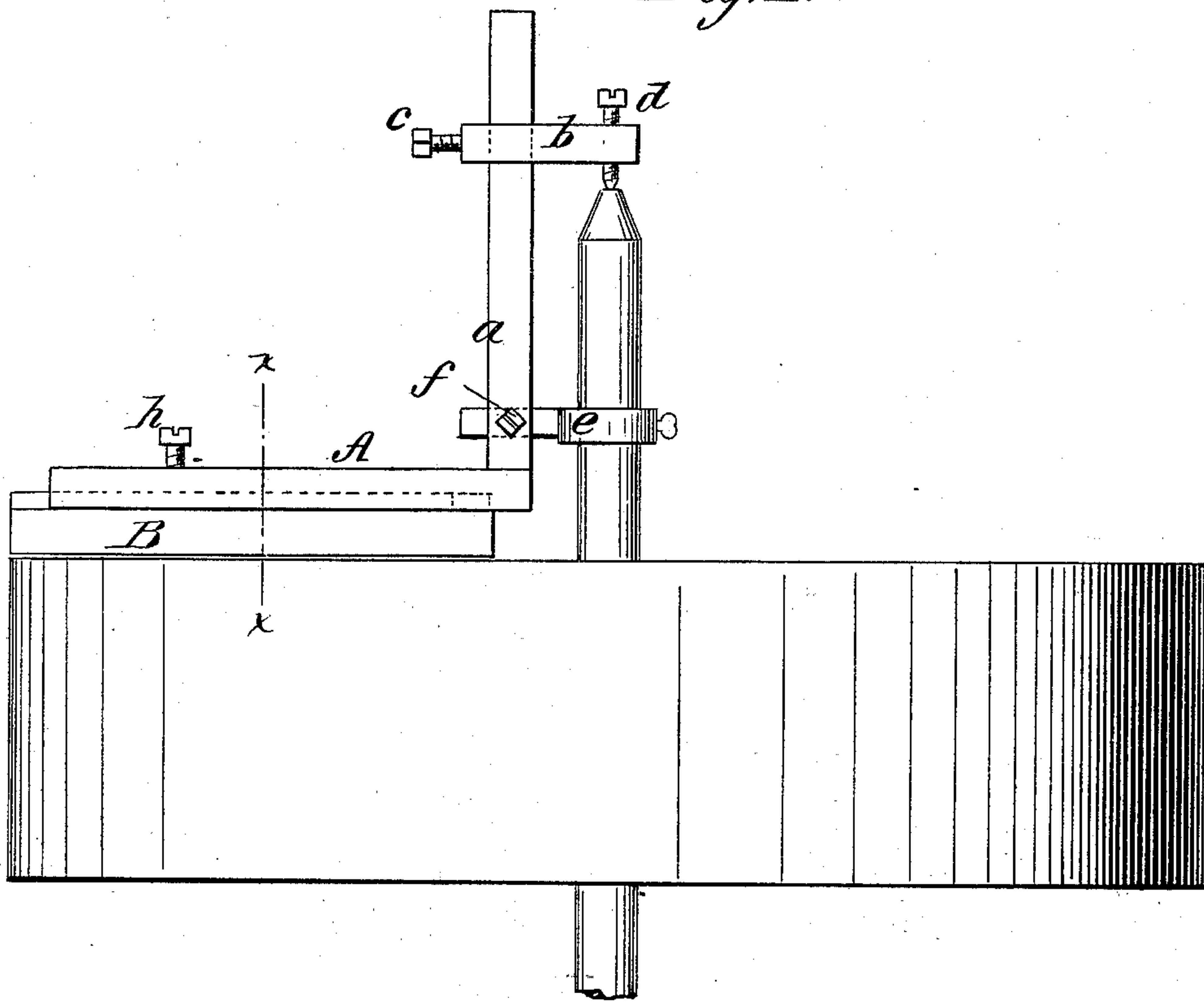


Fig. 2.

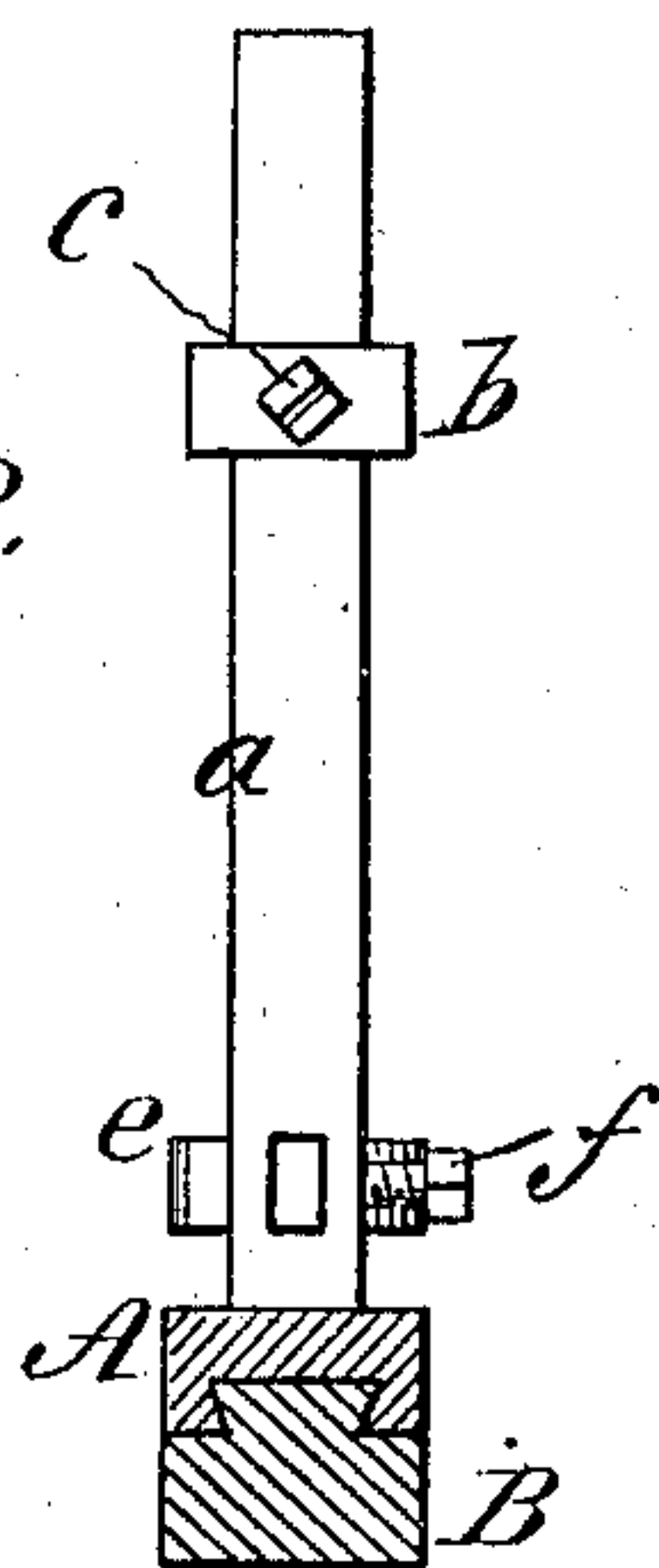
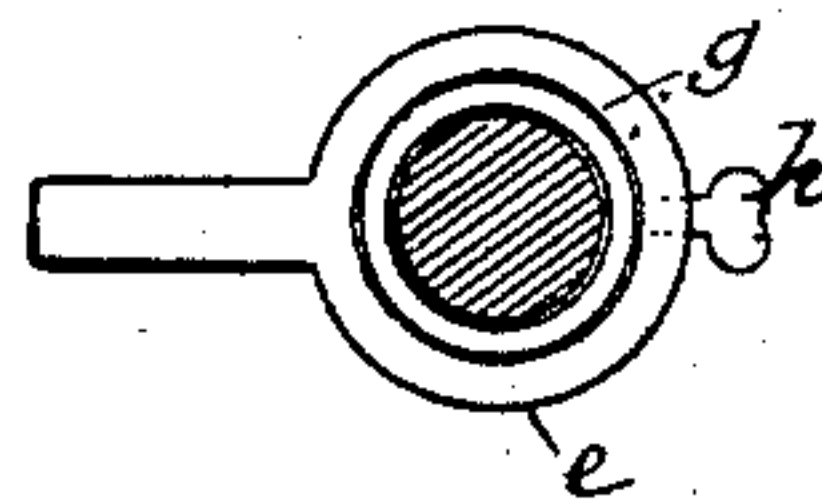


Fig. 3.



WITNESSES:

Down Twitchell
W. Sedgwick

INVENTOR:

T. E. Davis
BY *Mum Ho*
ATTORNEYS.

UNITED STATES PATENT OFFICE.

THOMAS E. DAVIS, OF RANGE, OHIO.

MILLSTONE PAINT-STAFF.

SPECIFICATION forming part of Letters Patent No. 264,253, dated September 12, 1882.

Application filed June 2, 1882. (No model.)

To all whom it may concern:

Be it known that I, THOMAS E. DAVIS, of Range, in the county of Madison and State of Ohio, have invented a new and useful Improvement in Guides for Paint-Staffs, of which the following is a full, clear, and exact description.

My invention relates to working or test guides for paint-staffs used in dressing mill-stones, and has for its object to facilitate the work of obtaining a perfect running-face. To that end I construct a guide for application to the spindle, so that the weight of the guide and staff is carried upon the spindle, and not upon the face of the stone, whereby all inequalities or variations in the surface of the runner can be readily detected, as hereinafter described and claimed.

Reference is to be had to the accompanying drawings, forming a part of this specification, in which similar letters of reference indicate corresponding parts in all the figures.

Figure 1 is a side elevation of my improved guide, showing the same as applied in connection with a spindle and stone. Fig. 2 is a cross-section of the guide on line *xx* of Fig. 1. Fig. 3 is a detailed cross-section through the spindle, showing the eye-piece with an inner collar and set-screw in plan view.

A is the foot-piece or staff-holder.

a is a post fixed upon one end of the foot-piece A in an upright position.

b is a sliding block fitted upon the post *a*, and provided with a set-screw, *c*, whereby the slide can be clamped to the post.

d is a pivot-screw tapped vertically through the projecting end of the slide *b*.

e is an eye-piece attached to the lower end of the post *a* by means of a tongue formed on the eye-piece, which enters a mortise in the post, so that the piece may be moved in and out; and *f* is a set-screw for clamping the eye-piece in position as adjusted.

B is the paint-staff, attached to the under side of the foot-piece A by a dovetail groove and tenon, so that the staff can be moved end-wise of the foot-piece, and thereby projected more or less, as required, according to the diameter of the stone.

h is a set-screw tapped through the foot-piece for clamping the staff in position.

In using this guide it is hung on the spindle by passing the eye-piece over the spindle and adjusting the slide *b* so that the screw *d* shall take upon the upper end of the spindle at the center. By turning the screw *d* the guide is slowly raised or lowered, as required, and the weight of the guide and the staff is supported by the screw *d* upon the spindle. The staff may thus be moved freely around upon the spindle, and by lowering the guide the staff will touch lightly upon the high places of the stone as it passes around. Then by removing the projections marked by the staff with a pick, and repeating the operation until the staff marks the face evenly, the burr will be brought to a perfect face.

With this guide the work of facing a runner is made simple and easy, and there will be no liability of one side being higher than the other.

With ordinary paint-staffs it is frequently the case that the stone may have a good face, and yet not be square with the spindle; but by the use of my guide that is not possible, as it is hung upon the spindle, and must mark the stone squarely. Further, a staff only half the diameter of the stone being required, it is not so liable to warp and twist out of shape.

In order to adapt the guide for use with spindles of different sizes, the eye-piece *e* is to be provided with a collar, *g*, held in place by a set-screw, *h*, and of a diameter for fitting small size spindles. For larger spindles this collar will be removed.

Having thus described my invention, I claim as new and desire to secure by Letters Patent—

In guides for paint-staffs, the combination, with the foot A, having the post *a* and the adjustable paint-staff B, of the slide *b*, fitted at one end with a set-screw, *d*, bearing upon the upper end of the mill-spindle, and having in its other end an eye which receives the post *a*, and also a set-screw, *c*, thereat, and the eye-piece *e*, having a collar to adapt it to spindles of different sizes, and an arm adjustable in an aperture in the post *a* by a set-screw, *f*, substantially as shown and described, and for the purpose set forth.

THOMAS E. DAVIS.

Witnesses:

LEWIS COUNTS,
SIMEON MARTIN.