

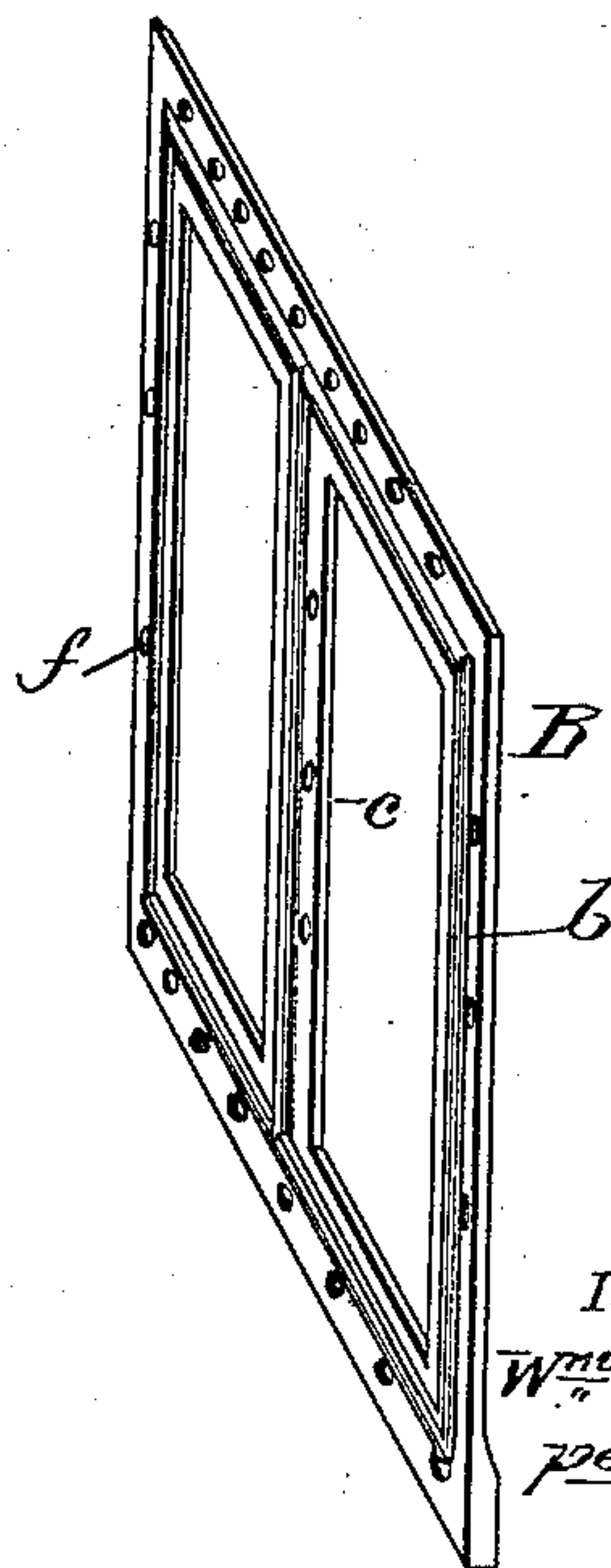
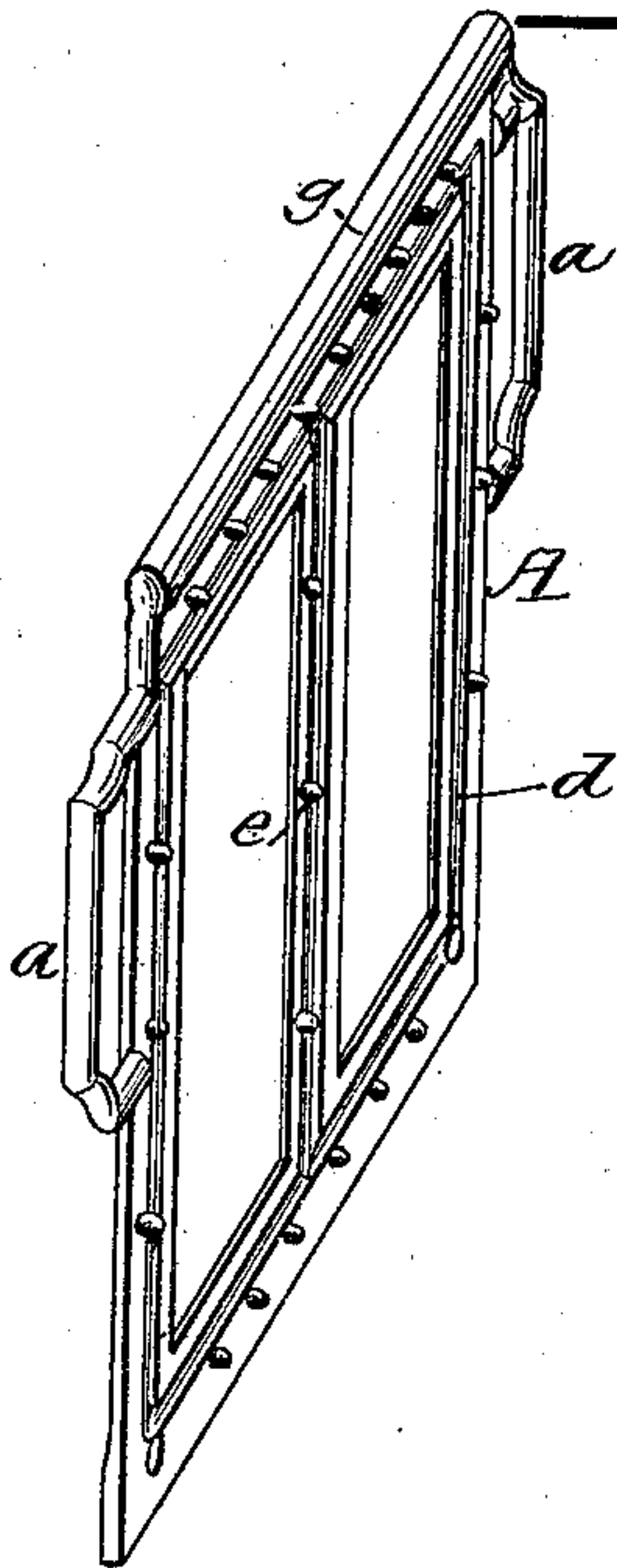
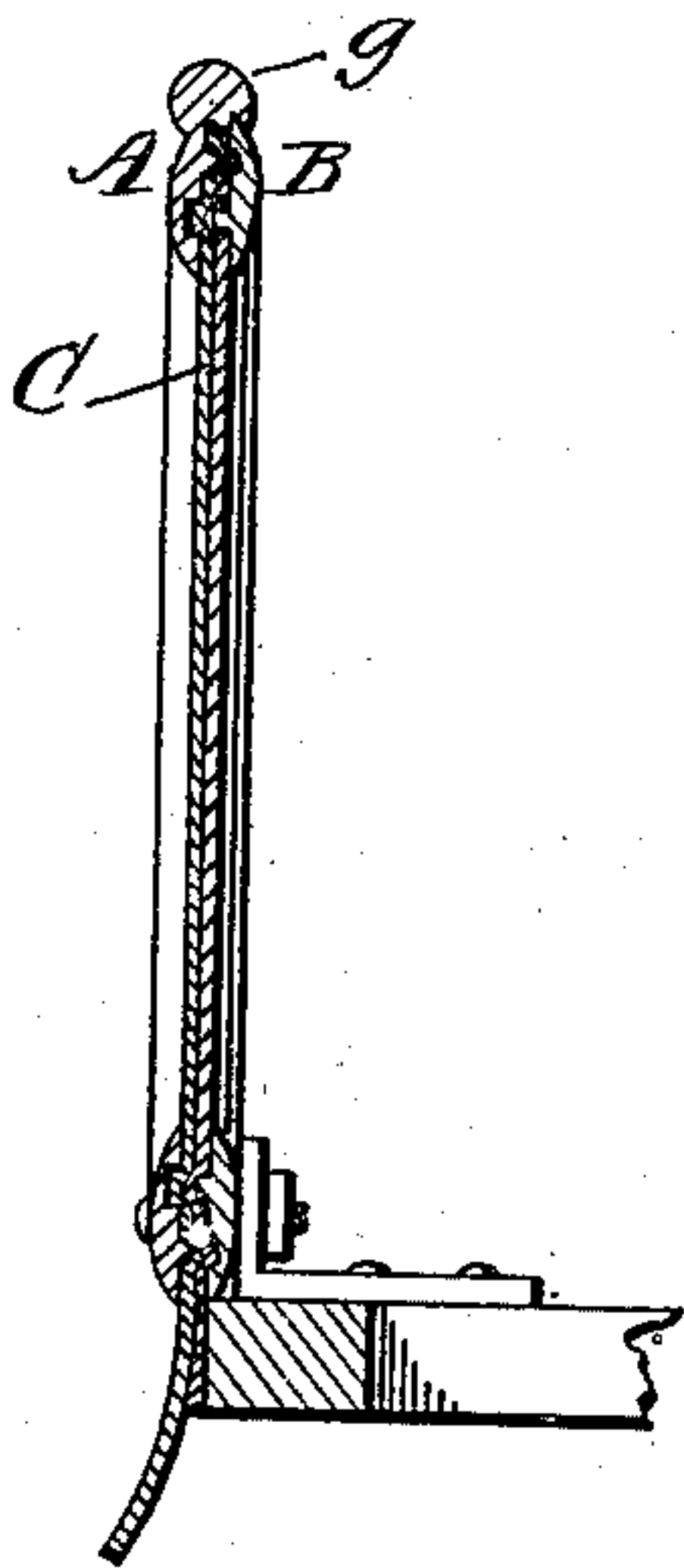
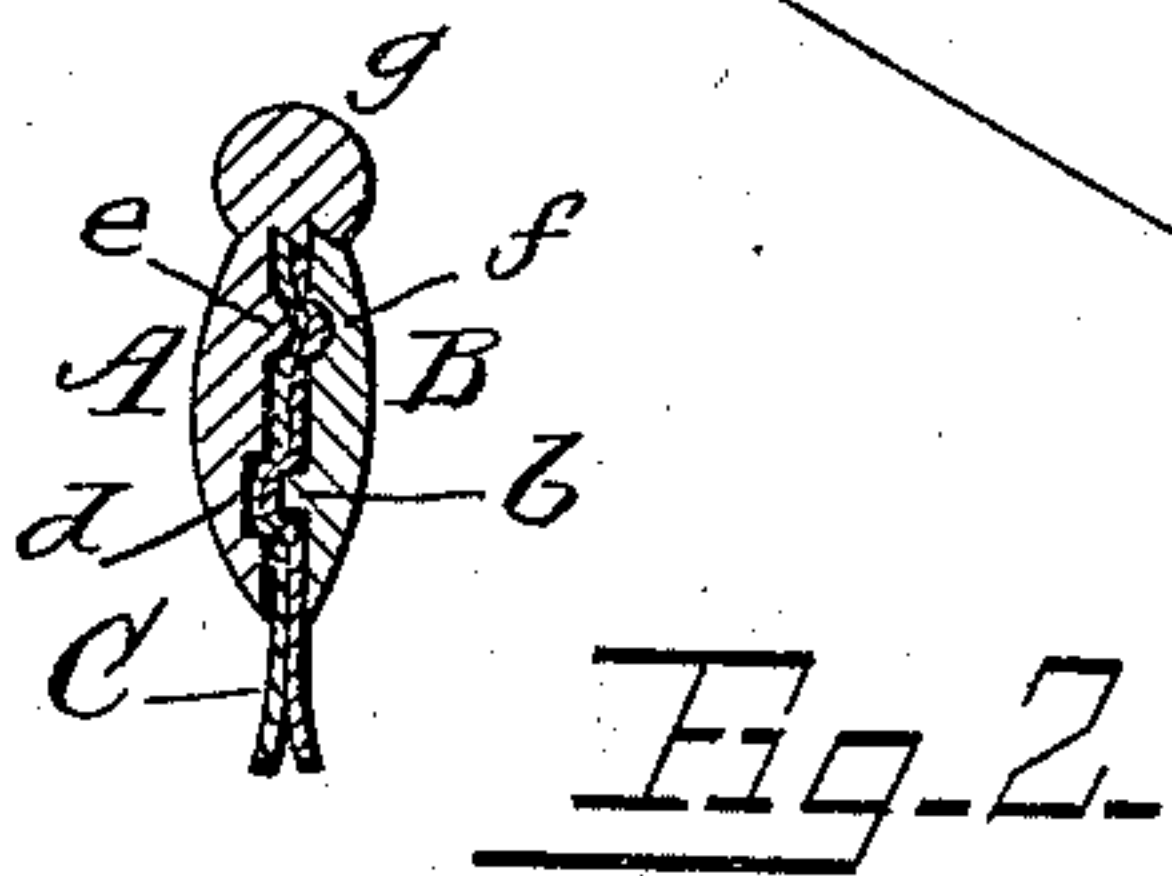
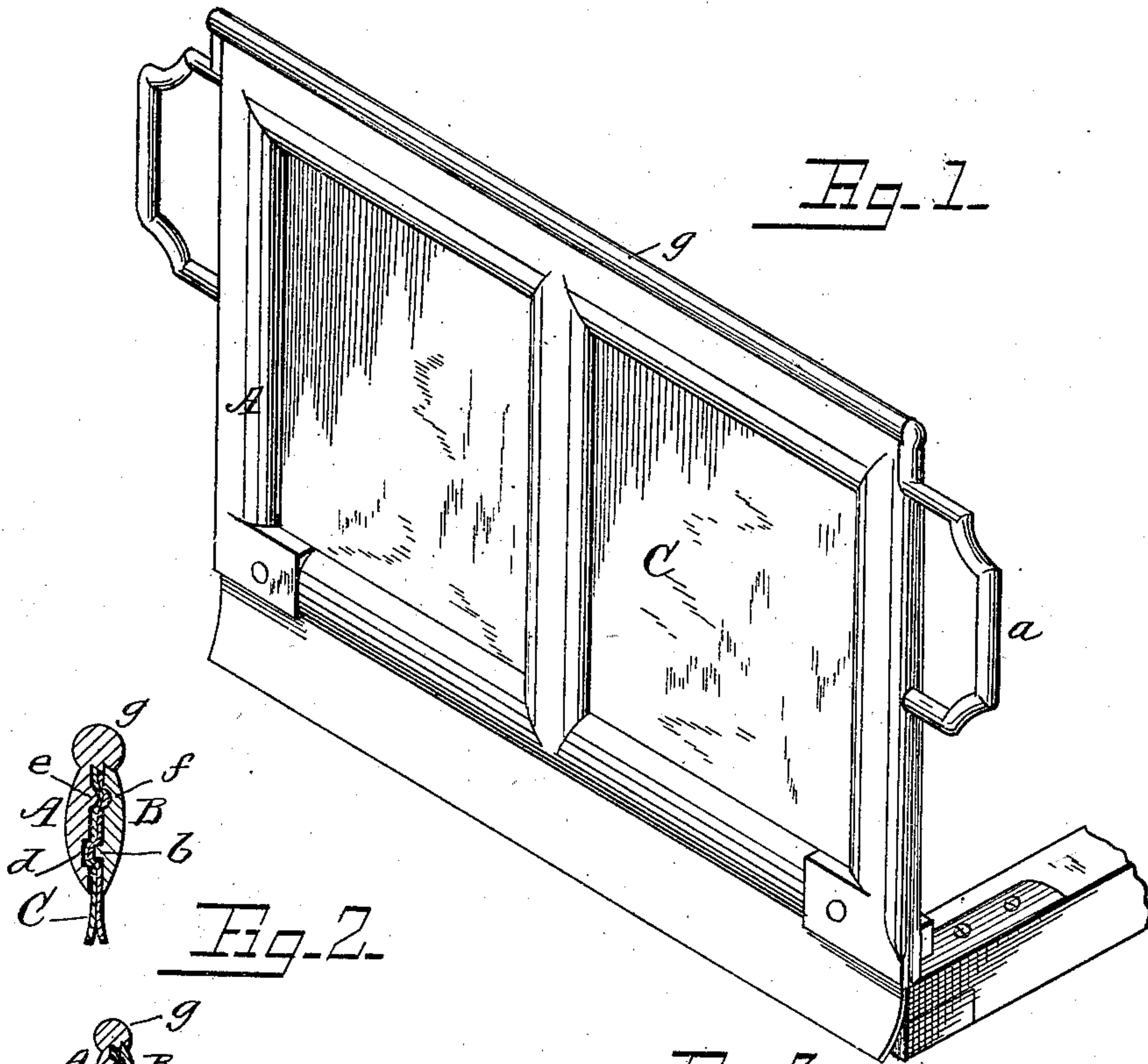
(No Model.)

W. CALLAWAY.

DASH BOARD.

No. 264,240.

Patented Sept. 12, 1882.



WITNESSES

F. L. Curand
Tr. E. Oliphant.

INVENTOR

Wm. Callaway,
per Cha. M. Fowler,
Attorney

UNITED STATES PATENT OFFICE.

WILLIAM CALLAWAY, OF WALNUT, ASSIGNOR OF ONE-HALF TO HENRY B. PERSHING, OF PLYMOUTH, INDIANA.

DASH-BOARD.

SPECIFICATION forming part of Letters Patent No. 264,240, dated September 12, 1882.

Application filed July 13, 1882. (No model.)

To all whom it may concern:

Be it known that I, WILLIAM CALLAWAY, a citizen of the United States, residing at Walnut, in the county of Marshall and State of Indiana, have invented certain new and useful Improvements in Dash-Boards; and I do hereby declare that the following is a full, clear, and exact description of the same, reference being had to the annexed drawings, making a part of this specification, and to the letters and figures of reference marked thereon.

Figure 1 of the drawings is a perspective view of my invention; Fig. 2, a longitudinal vertical section of the same, and Fig. 3 a perspective view of the frames.

The present invention has relation to that class of dash-boards in which the leather is clamped and held between two metal frames; and the object of the present invention is to provide a means whereby the leather is more firmly secured and held in place when the metal frames are brought together against the leather around its edges, so that it will draw the same taut, and thus form a dash-board in which the leather will remain in the position held without slacking or tearing from its fastenings. These objects I attain by the construction substantially as shown in the drawings and hereinafter described and claimed.

In the accompanying drawings, A B represent two cast-metal frames, between which the leather C is held, the frame A being cast with suitable handles, *a*. The frame B has upon its inner face ribs *b*, extending around the four sides, and the central vertical brace, *c*, these ribs fitting correspondingly-formed grooves, *d*, upon the inner face of the frame A, said frame having pins *e*, which fit in countersinks *f* in the frame B. When the leather is placed between the frames A B, and the said frames brought together, the ribs *b* upon the frame B cause the leather to be forced down into the grooves

d upon the frame A, thereby drawing it taut and making a firm dash-board, while at the same time the pins *e* upon the frame A clamp the leather in the countersinks *f* upon the frame B, and thus firmly hold and prevent the same from sagging without danger of its being torn or split, as the pins do not pierce the leather, but only force it down into the countersinks. The frame A is provided at its upper end with an overlapping bead, *g*, which, when the frames are brought together, laps over the upper edge of the frame B to form an even joint and finish to the dash-board without the use of a separate beading, the lower portions of the frames being brought together and held by ordinary bolts and nuts or rivets.

Having now fully described my invention, what I claim as new, and desire to secure by Letters Patent, is—

1. In a dash-board, the frame A, having grooves *d* and pins *e*, in combination with the frame B, provided with the ribs *b* and countersinks *f*, substantially as and for the purpose set forth.

2. The combination, with the frame A, having grooves *d* and overlapping bead *g*, of the frame B, having ribs *b*, and the leather C, substantially as and for the purpose specified.

3. In a dash-board, the frame A, provided with an overlapping bead, *g*, upon its upper end, grooves *d*, and pins *e*, in combination with the frame B, having ribs *b* and countersinks *f*, said frames being bolted or riveted together at their lower ends, substantially as shown and described.

In testimony that I claim the above I have hereunto subscribed my name in the presence of two witnesses.

WILLIAM CALLAWAY.

Witnesses:

JOHN S. BENDER,
SAMUEL PARKER.