

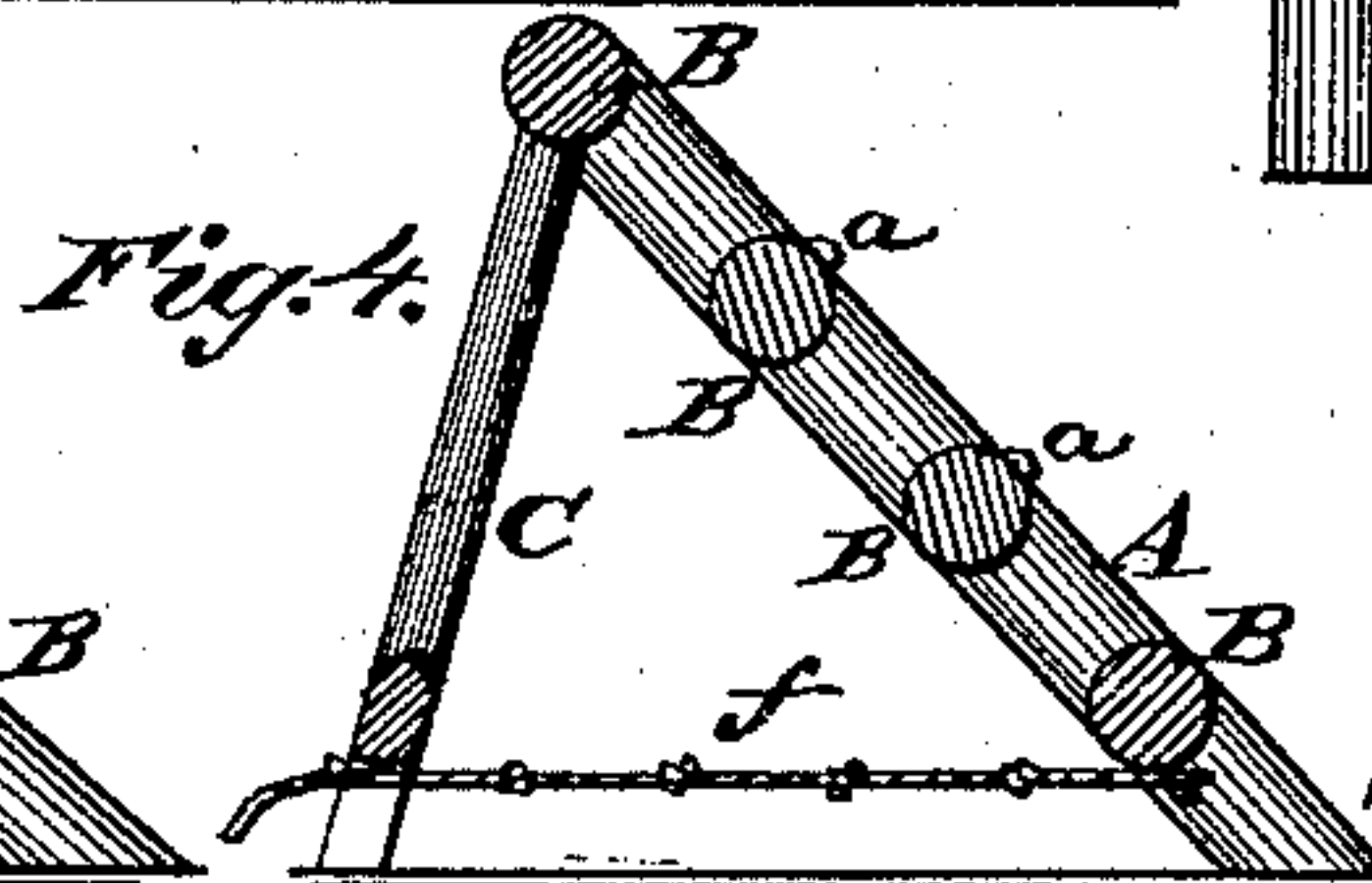
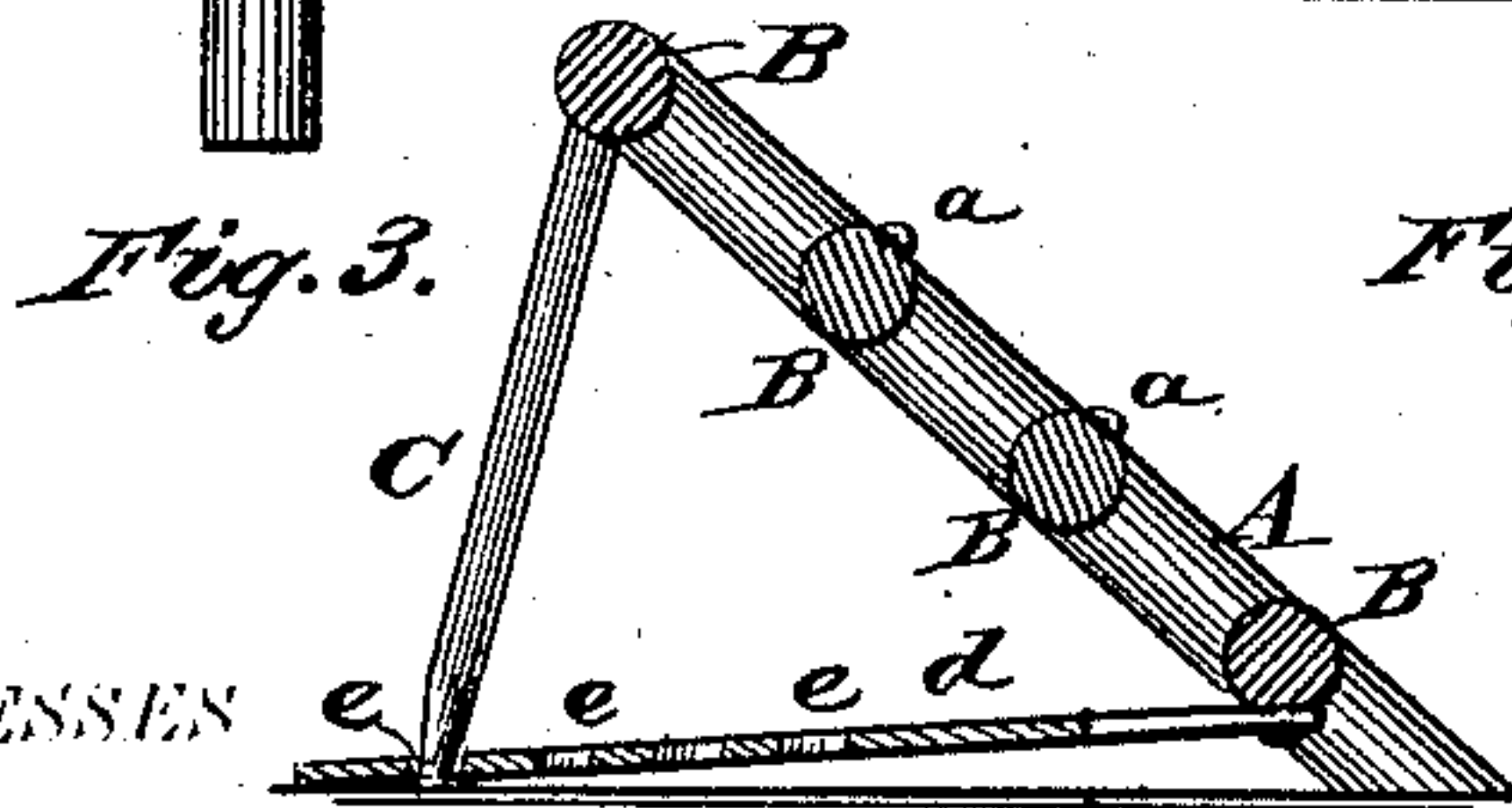
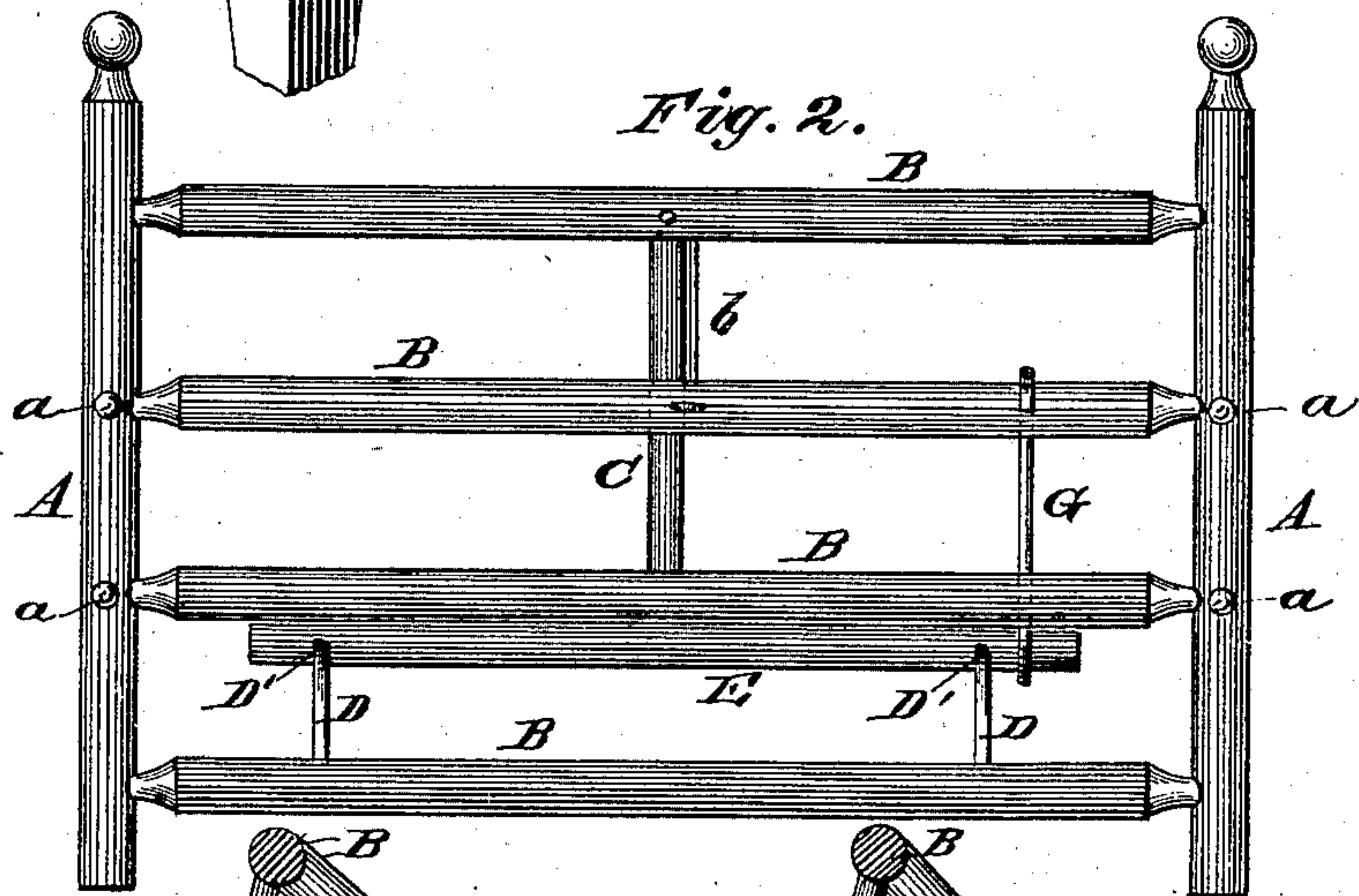
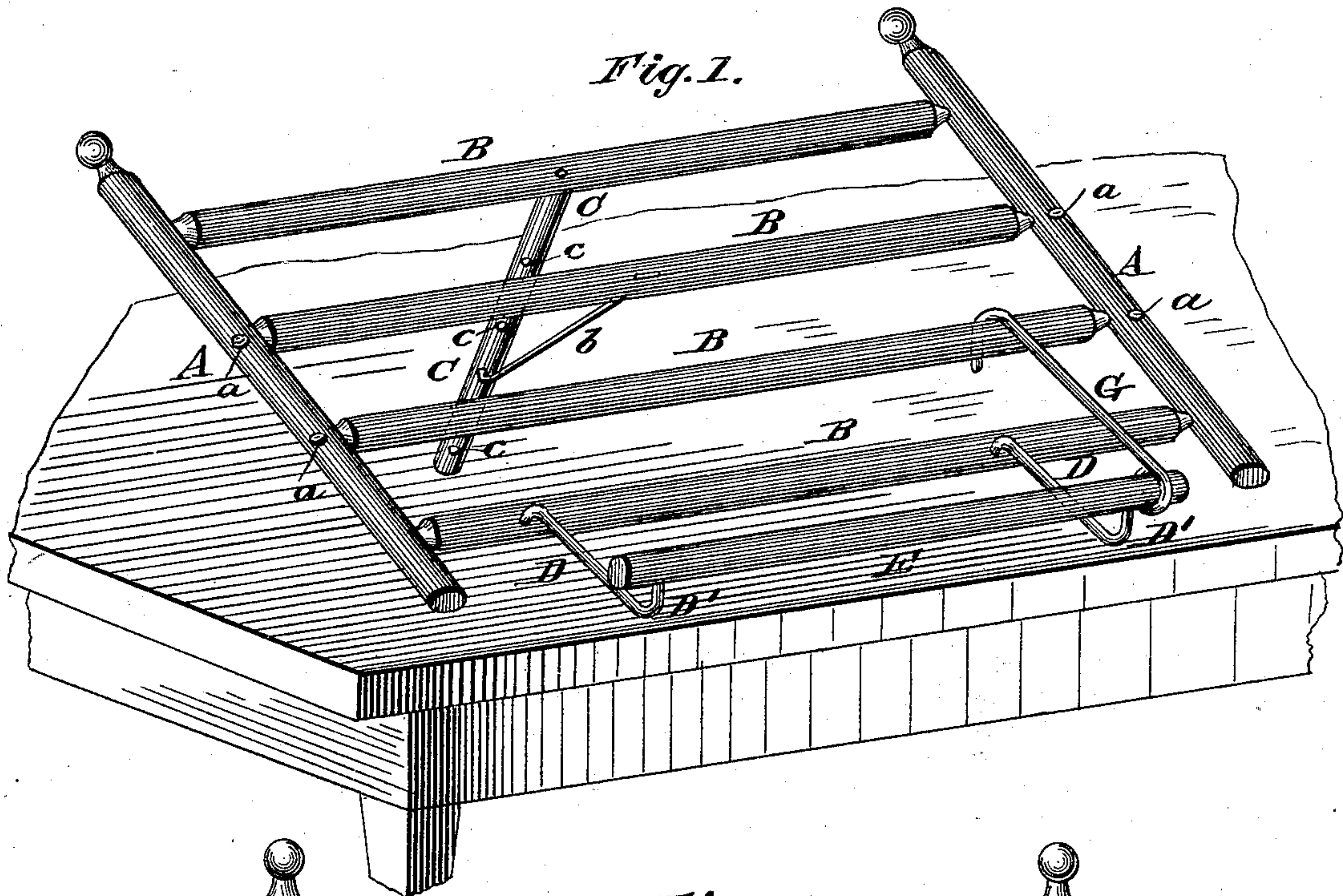
(No Model.)

E. J. BONETT, T. GILFILLAN & A. W. FLANDERS.

BOOK REST.

No. 264,234.

Patented Sept. 12, 1882.



WITNESSES

INVENTORS:

Edw. J. Bonett,
Thomas Gilfillan,
Albert W. Flanders

By Their Attorneys
A. Peterson & Co.

Edw. J. Bonett,
Thomas Gilfillan,
Albert W. Flanders

UNITED STATES PATENT OFFICE.

EDWIN J. BONETT, THOMAS GILFILLAN, AND ALBERT W. FLANDERS, OF
BARNET, VERMONT.

BOOK-REST.

SPECIFICATION forming part of Letters Patent No. 264,234, dated September 12, 1882.

Application filed July 1, 1881. Renewed August 8, 1882. (No model.)

To all whom it may concern:

Be it known that we, EDWIN J. BONETT
THOMAS GILFILLAN, and ALBERT W. FLAN-
DERS, of Barnet, in the county of Caledonia and
5 State of Vermont, have invented certain new
and useful Improvements in Book-Rests; and
we do hereby declare that the following is a full,
clear, and exact description of the invention,
which will enable others skilled in the art to
10 which it appertains to make and use the same,
reference being had to the accompanying draw-
ings, which form a part of this specification,
and in which—

Figure 1 is a perspective view of our im-
15 proved book-rest ready for use. Fig. 2 is a
side view of the same, showing it folded, ready
for packing; and Figs. 3 and 4 represent de-
tail views of modified devices for adjusting the
back-brace so as to regulate the pitch of the
20 rest.

Similar letters of reference indicate corre-
sponding parts in all the figures.

Our invention has relation to book-rests for
conveniently supporting an open book at any
25 desired pitch or angle before the reader; and
it consists in the detailed construction and ar-
rangement of parts of the rest, as hereinafter
more fully set forth, having for its object to
make it cheap, light, durable, and convenient.

30 In the annexed drawings, A A are the side
pieces, which are connected by parallel cross-
bars B B, the ends of which are tenoned and
inserted into holes or recesses bored in the
side pieces. The middle cross-bars (of which
35 there may be one or more) are fastened to the
sides by small tacks *a a*, or in any other suit-
able manner; but the top and bottom bars are
movable. Upon the middle of the former is
secured, at right angles, the back brace or sup-
40 port C, the pitch of which may be adjusted by
means of a wire hook, *b*, the outer end of which
is adapted to be hooked into any one of a se-
ries of apertures, *c*, in the brace C, as clearly
shown in Fig. 1. If desired, however, other
45 means may be employed for adjusting the
brace, as represented in Figs. 3 and 4 of the
drawings, the former figure showing a flat
strip, *d*, which is fastened at right angles to
the middle of the bottom cross-bar and runs
50 back toward the brace, the lower end of which

is inserted through any one of a series of holes,
e, in the strip, and thus held in its adjusted
position; or, as in Fig. 4, a knotted cord, *f*,
may be attached at one end to the middle of
one of the lower cross-bars and its free end 55
passed through a slot, *g*, in the lower end of
the brace, so that the knot back of the brace
will retain this in its proper adjusted position.
Into the movable bottom cross-bar are inserted
two wire arms, D D, the outer ends of which 60
are bent upwardly to form elbows D' D', sup-
porting the front cross-bar or book-roll, E.
When the rest is placed upon a table or other
suitable support this roll E will adjust itself,
the elbows D' D' resting on the table, in which 65
position the roll will impinge upon the open
part of the book and prevent the leaves from
turning; but in the case of thick volumes,
where the roll E would not in itself be suffi-
cient to hold the leaves in place, we employ a 70
hook, G, which is hinged upon one end of the
book-roll and hooked upon the second cross-
bar from the bottom, as shown in Fig. 1.

In packing or storing the rest is folded by
turning the brace down flat against the back 75
and turning the book-roll E, with its arms,
back and up under the second cross-bar from
the bottom, as shown in Fig. 2.

Having thus described our invention, we
claim and desire to secure by Letters Patent of 80
the United States—

The herein-described adjustable book-rest,
composed of the sides A A, connected by one
or more immovable cross-bars, B, a movable
top bar provided with the back brace or sup- 85
port C, a movable bottom bar provided with
the elbows D D', and book-roll E, having hook
G, and suitable means for securing the back-
brace C in any given position, constructed and
combined substantially as and for the purpose 90
herein shown and set forth.

In testimony that we claim the foregoing as
our own we have hereto affixed our signatures
in presence of two witnesses.

EDWIN J. BONETT.
THOMAS GILFILLAN.
ALBERT W. FLANDERS.

Witnesses:

FRED. A. LEAVITT,
CLAUDE H. GILFILLAN.