

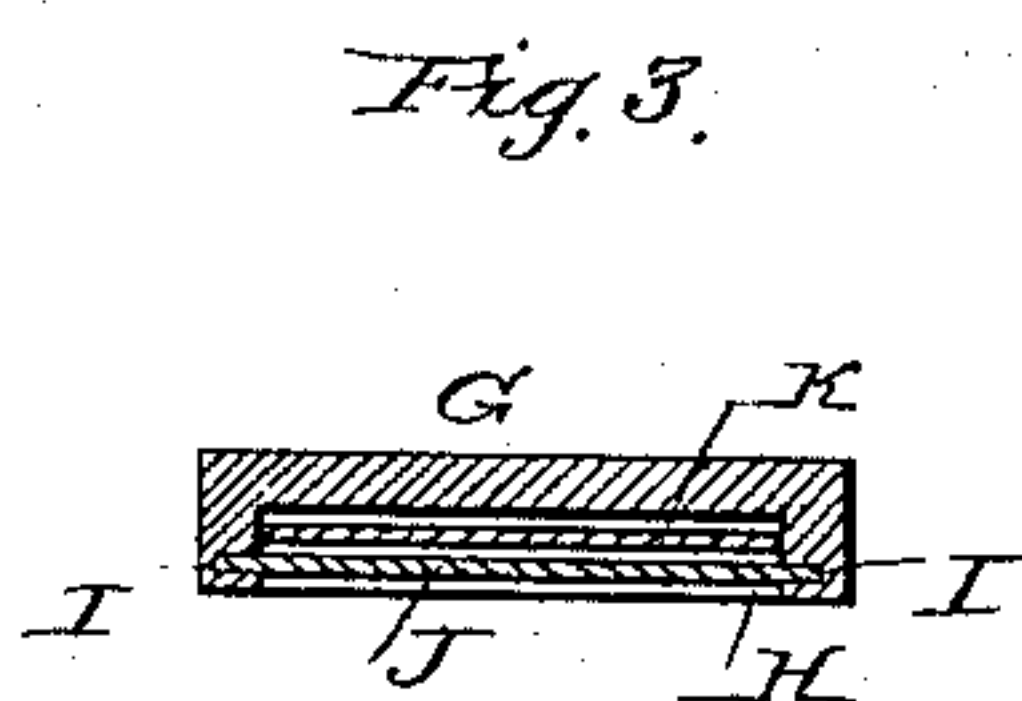
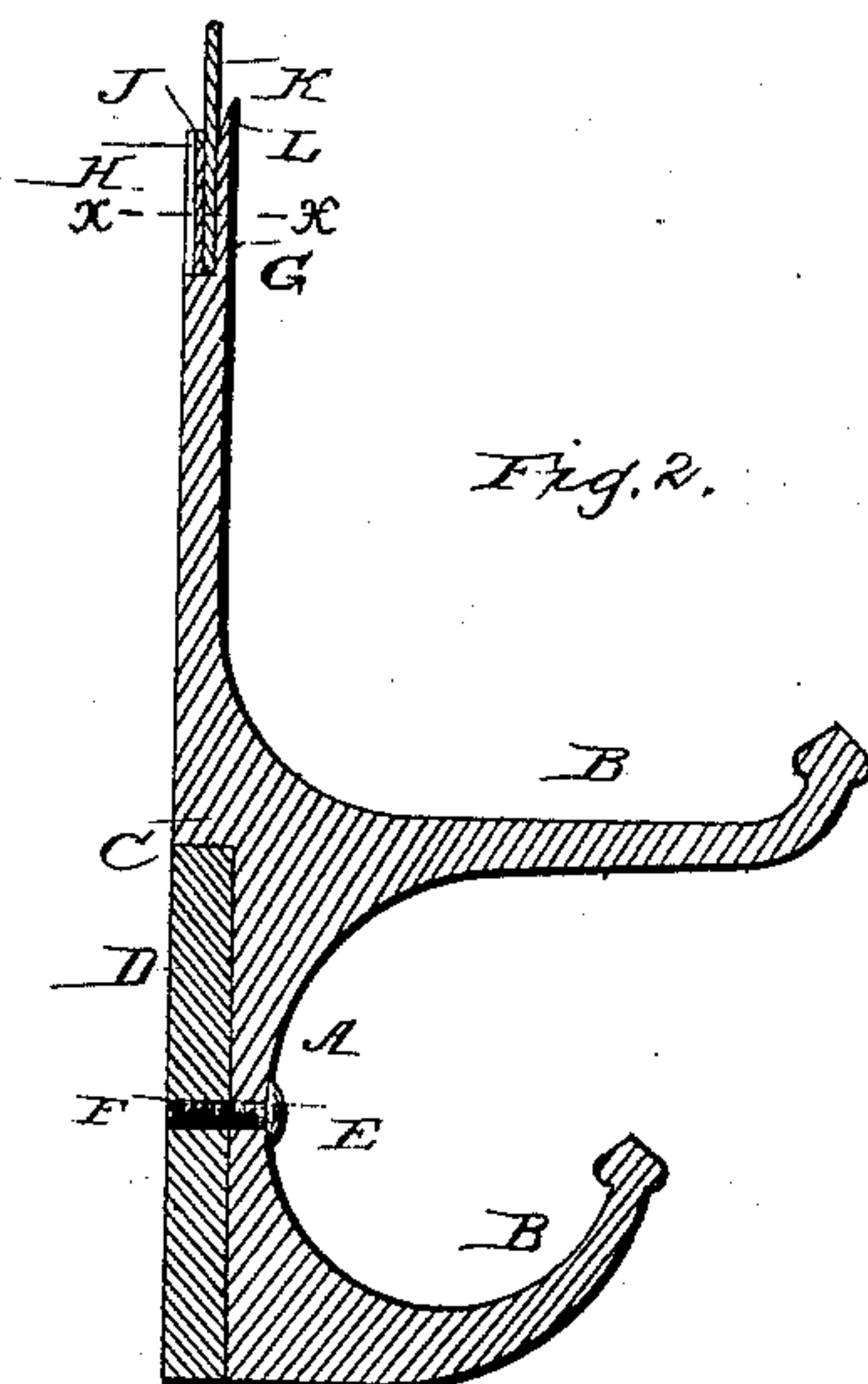
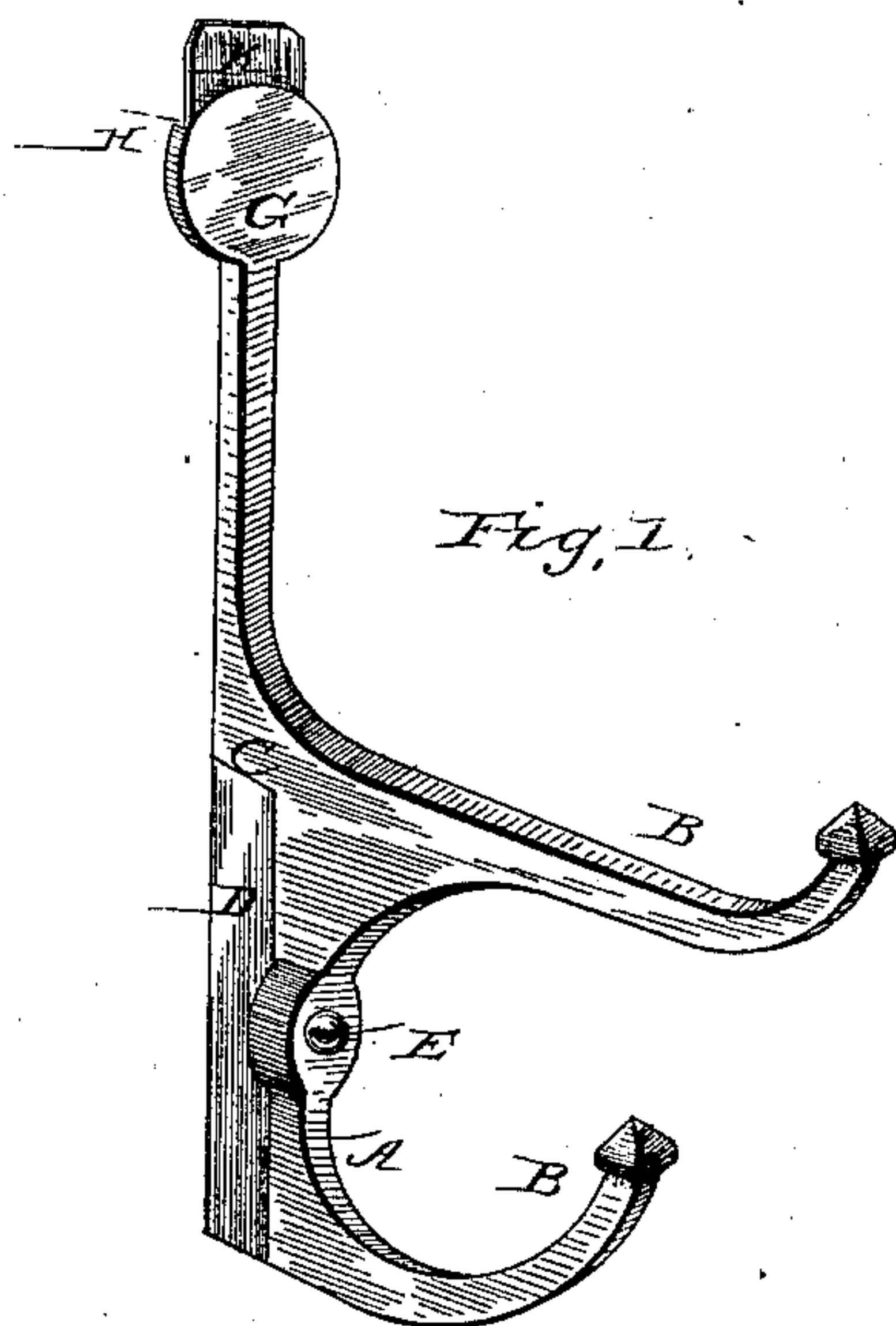
(No Model.)

S. I. GRIFFIS & J. H. DUNN.

CLOTHES HOOK.

No. 264,079.

Patented Sept. 12, 1882.



WITNESSES:

Ad. G. Dietrich
Jno. W. Stockelt

INVENTOR.

S. I. Griffis and J. H. Dunn
by C. A. Snow & Co.

ATTORNEYS.

UNITED STATES PATENT OFFICE.

SILAS I. GRIFFIS AND JOHN H. DUNN, OF EXCELSIOR SPRINGS, MISSOURI.

CLOTHES-HOOK.

SPECIFICATION forming part of Letters Patent No. 264,079, dated September 12, 1882.

Application filed June 28, 1882. (No model.)

To all whom it may concern:

Be it known that we, SILAS I. GRIFFIS and JOHN H. DUNN, of Excelsior Springs, in the county of Clay and State of Missouri, have invented certain new and useful Improvements in Clothes-Hooks; and we do hereby declare that the following is a full, clear, and exact description of the invention, which will enable others skilled in the art to which it appertains to make and use the same; reference being had to the accompanying drawings, which form a part of this specification.

This invention relates to clothes-hooks, and has for its object to provide a simple, durable, inexpensive, and efficient device; to this end it consists in certain improvements in the construction and operation of the same.

In the drawings, Figure 1 is a perspective view of the device in position; Fig. 2, a vertical sectional view, and Fig. 3 a horizontal cross-section on the line *x x*, Fig. 2.

Referring by letter to the drawings, A designates the stem or shank of my improved hook, which is provided with two or more forwardly-projecting hooks, B B, and a rear shoulder, C, which rests on the cross-board D when in position and prevents lateral displacement of the shank. The hook is secured to the board D by means of a screw, E, passing through an opening, F, in the shank A at a point below the shoulder C. Shank A is formed with an enlarged head, G, above its shoulder C, and the head is provided with a recess, H, having

grooves I I in its sides, which receive a rear plate, J, said recess or receptacle being adapted to receive a card, K, as shown. The front upper edge, L, of receptacle H may be beveled to facilitate removal of the card.

The operation and advantages of my invention will be readily understood. It is simple, convenient, and efficient, and preferably formed of one piece of metal.

I claim and desire to secure by Letters Patent—

1. A clothes-hook having a shank or stem provided with a recess or receptacle at its top, in the sides of which are formed grooves to receive a back plate, substantially as set forth.

2. A clothes-hook having a stem or shank provided with a card recess or receptacle at its top, having a back plate and beveled front upper edge, substantially as set forth.

3. A clothes-hook having a stem or shank provided with forwardly-projecting hooks, a rear shoulder, an opening below the latter, and a card recess or receptacle at the top, substantially as set forth.

In testimony that we claim the foregoing as our own we have hereto affixed our signatures in presence of two witnesses.

SILAS I. GRIFFIS.
JOHN H. DUNN.

Witnesses:

JAMES E. JONES,
GUY B. SHORT.