

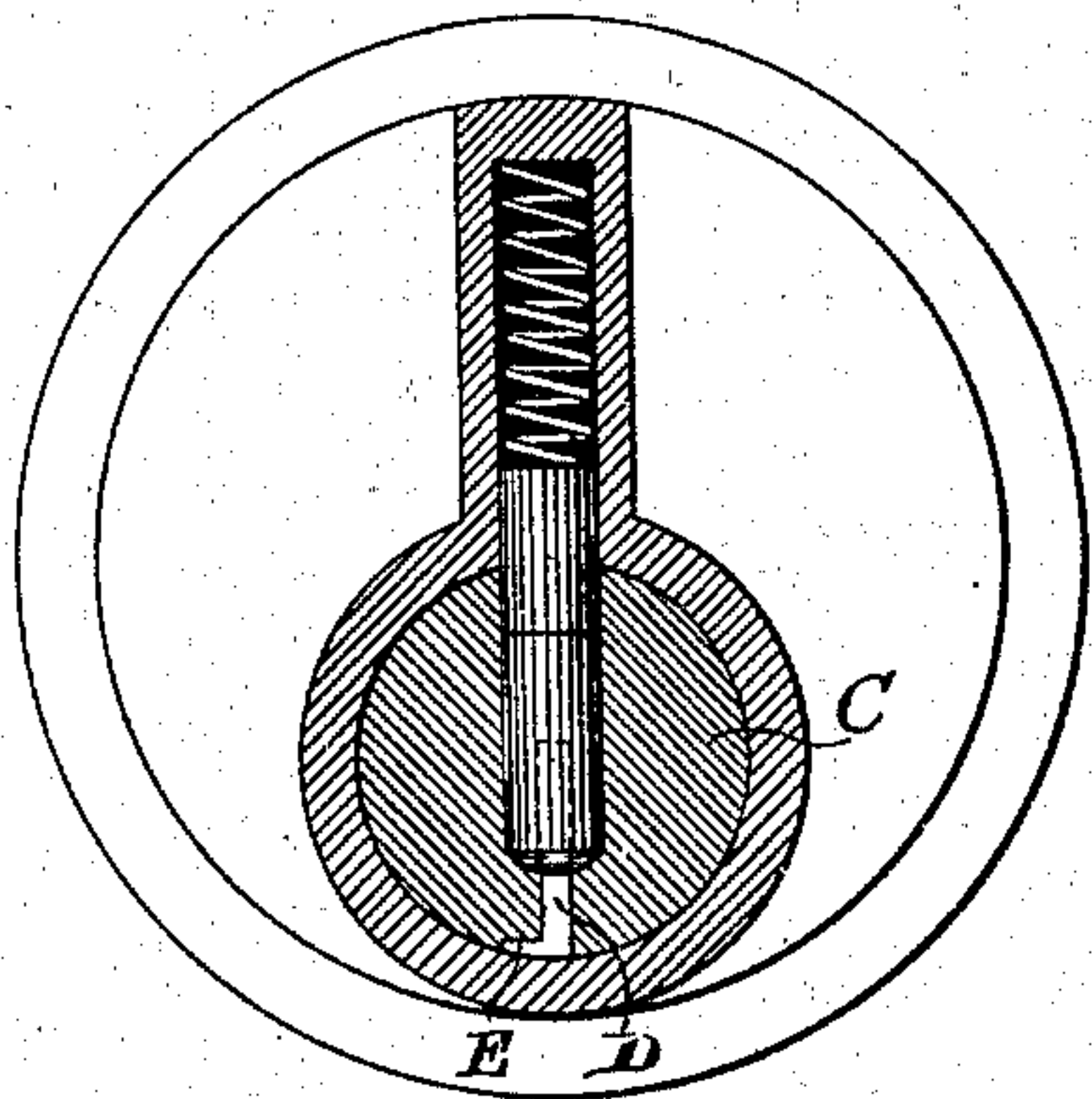
(No Model.)

W. H. TAYLOR.  
PLATE KEY FOR LOCKS.

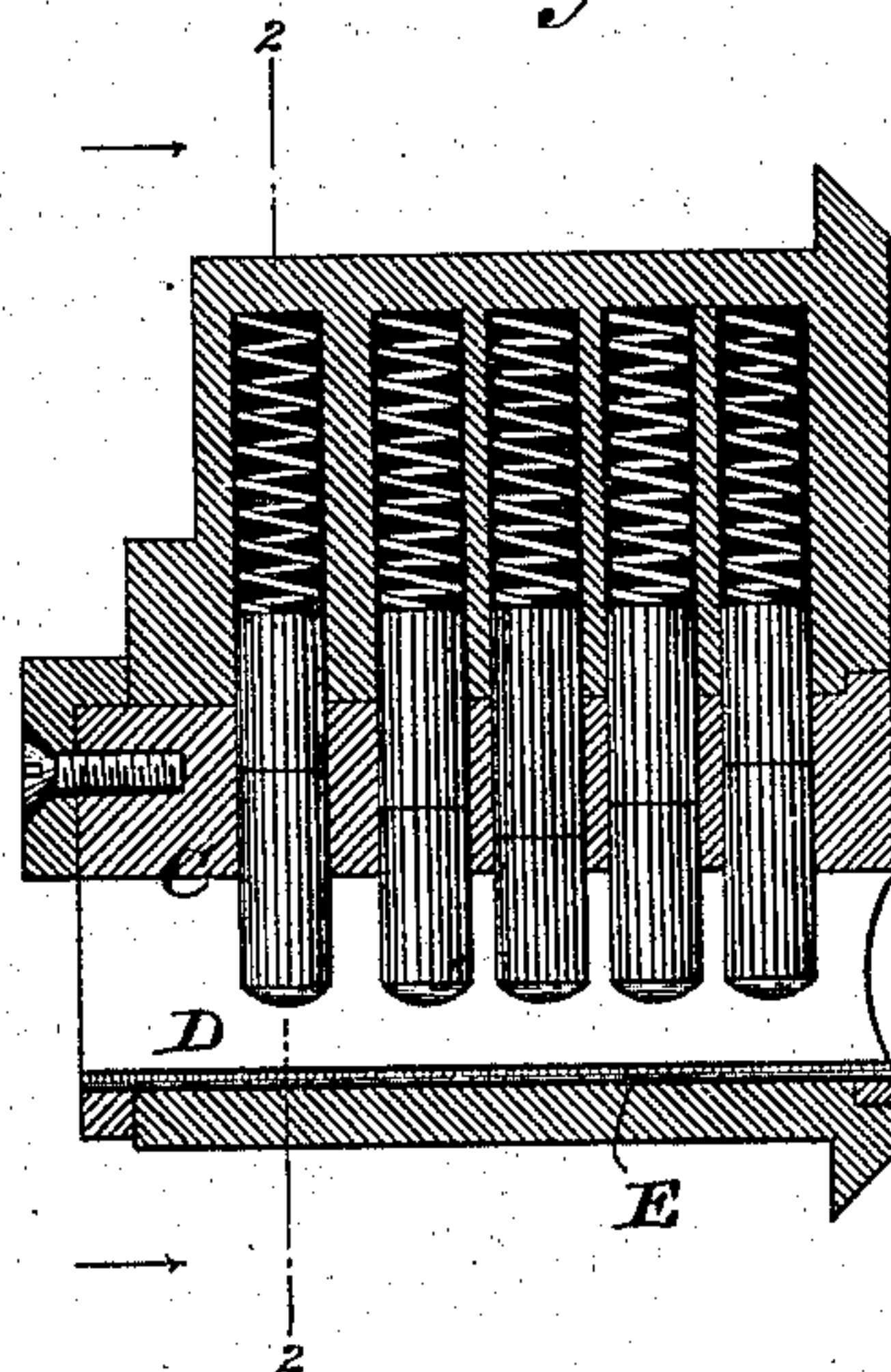
No. 263,244.

Patented Aug. 22, 1882.

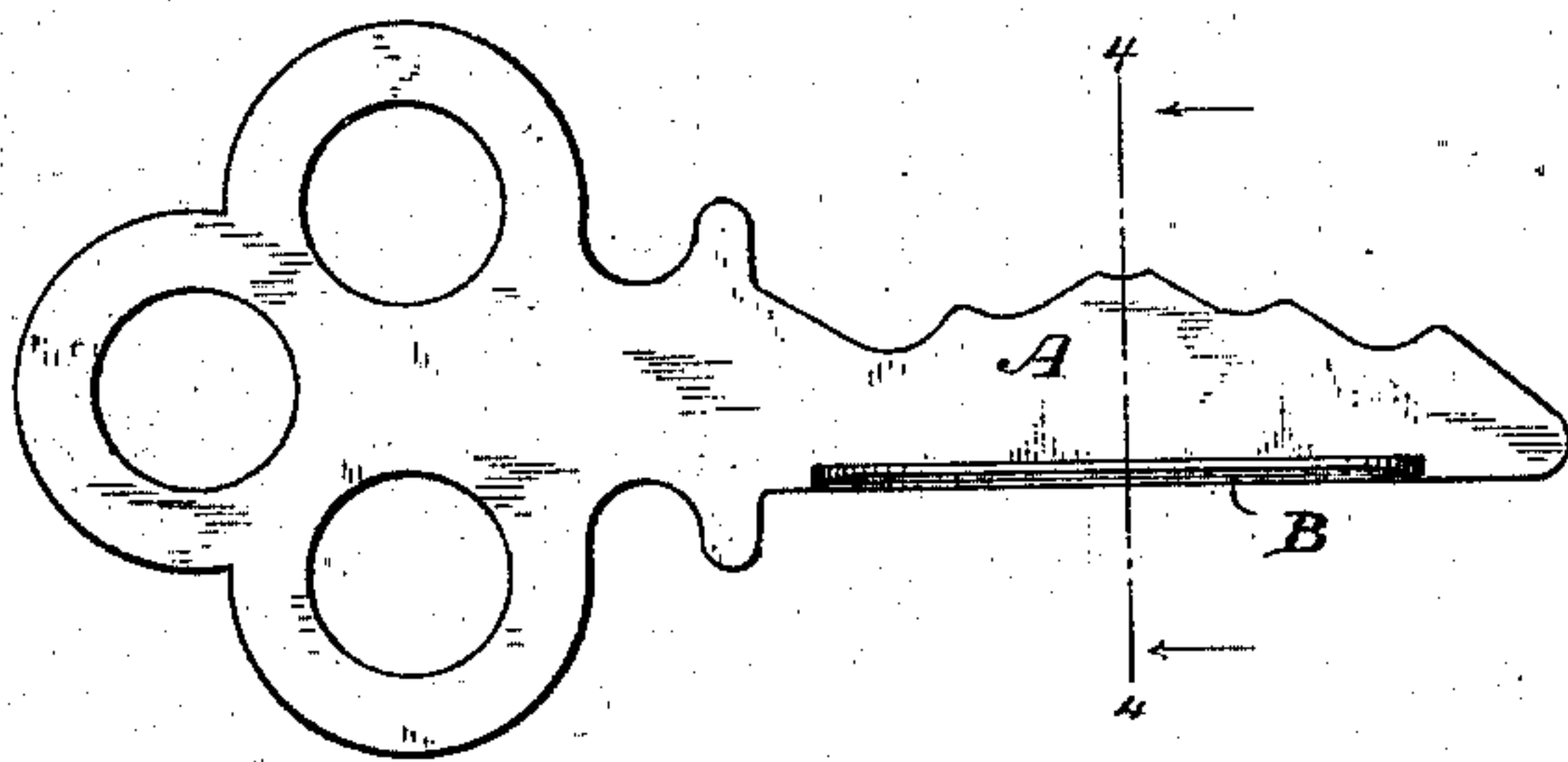
*Fig 2*



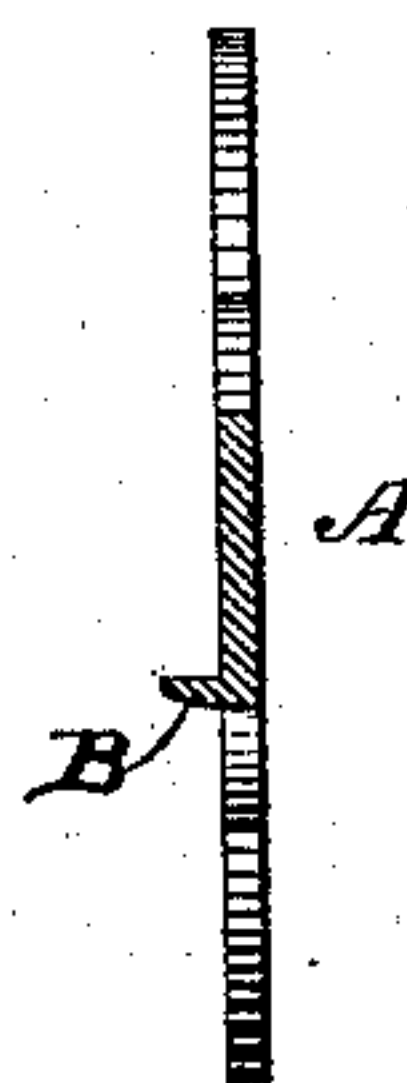
*Fig. 1.*



*Fig. 3.*



*Fig. 4.*



WITNESSES

*Wm. A. Shuck,*  
*Wm. J. Tanner*

INVENTOR

*Warren H. Taylor*

By his Attorneys

*Baldwin, Hopkins, & Peyton.*



# UNITED STATES PATENT OFFICE.

WARREN H. TAYLOR, OF STAMFORD, CONNECTICUT, ASSIGNOR TO THE YALE  
LOCK MANUFACTURING COMPANY, OF SAME PLACE.

## PLATE-KEY FOR LOCKS.

SPECIFICATION forming part of Letters Patent No. 263,244, dated August 22, 1882.

Application filed June 22, 1882. (No model.)

*To all whom it may concern:*

Be it known that I, WARREN H. TAYLOR, of Stamford, in the county of Fairfield and State of Connecticut, have invented a certain new and useful improvement in flat or plate keys for locks having rotary hubs or roll-backs, and also in such hubs, of which the following is a specification.

With the ordinary flat key there is always more or less difficulty occasioned by the tilting of the key when in place in the hub, caused, for example, by the pressure of the hand or the weight of a bunch of keys on a ring with the flat key. This tilting throws the key out of register or adjustment with respect to the tumblers, so that sometimes the hub will not turn, or will not turn smoothly. This difficulty has been overcome with respect to plate-keys by the invention of corrugated plate-keys, and by providing corresponding sinuous slots or key-holes in the lock-hubs; but that invention, although effective and excellent, and also attended with advantages with respect to preventing lock-picking, is not so simple and easy to manufacture as would be desirable. Hence I have devised my key and a corresponding hub, with the same object of preventing tilting when in place in the lock, and with special reference to the simplicity and cheapness of manufacture of the key and lock-hub. Accordingly I provide a flange or projection upon one side, or it may be upon both sides of the straight edge of my key-blade, extending out at a right angle a suitable distance, and of suitable length, and I also provide a lock-hub with a key-slot corresponding in cross-section with the sectional outline of the key-blade.

In the accompanying drawings, illustrating my invention, Figure 1 is a longitudinal vertical section of a lock; Fig. 2, a transverse section of the same on the line 2 2 of Fig. 1; Fig. 3, a side elevation of my key, and Fig. 4 a section of the same on the line 4 4 of Fig. 3.

A indicates the key-blade, and B the flange or projection at one side of its straight edge and flush therewith; C, the hub; D, the main key-slot therein, and E the side recess for the side flange of the key.

It is obvious that the flange B, when within

the side recess, E, of the key-slot, will prevent the key from tilting. The advantages of having the flange B at one side of the straight edge of the key are, first, that it can be cheaply and conveniently produced by stamping from a steel plate without causing a corresponding depression on the opposite side of the blade, as would be necessary if the rib were located along the middle of the blade, and it serves materially to strengthen the blade; second, the key-slot to accommodate the key can readily be formed in the hub by planing out both the main slot and the side groove or key-flange recess.

The key-flange may be of any desirable shape in cross-section suitable to the purpose of the flange.

I am aware that projections from the sides of the bits of cast keys have been made, and that corresponding key-holes have also been made; but my invention relates to a different species of locks and a special class of keys, and is designed to be, and practically is, a clear improvement upon the class of locks and keys to which it appertains. I disclaim corrugated plate-keys and side-ribbed bits of cast keys, and the corresponding key-recesses of such keys. I also disclaim a plate-key with side ribs, such as shown in the patent of J. Brady, No. 103,837, patented June 7, 1870.

What I claim is—

1. An improved plate-key, having the blade A, provided with a flange, B, laterally projecting from its straight edge and flush therewith, substantially as and for the purpose set forth.

2. A lock-hub, C, provided with a main key-slot, D, and a side key-flange recess, E, substantially as and for the purpose set forth.

3. The combination of a plate-key having the flange B and a lock-hub, C, provided with a main key-slot, D, and a side key-flange recess, substantially as and for the purpose set forth.

In testimony whereof I have hereunto subscribed my name.

WARREN H. TAYLOR.

Witnesses:

SCHUYLER MERRITT,  
GEO. E. WHITE.