

(No Model.)

C. H. WENDELL & N. D. TAYLOR.

TAG FASTENER.

No. 263,081.

Patented Aug. 22, 1882.

Fig. 1.

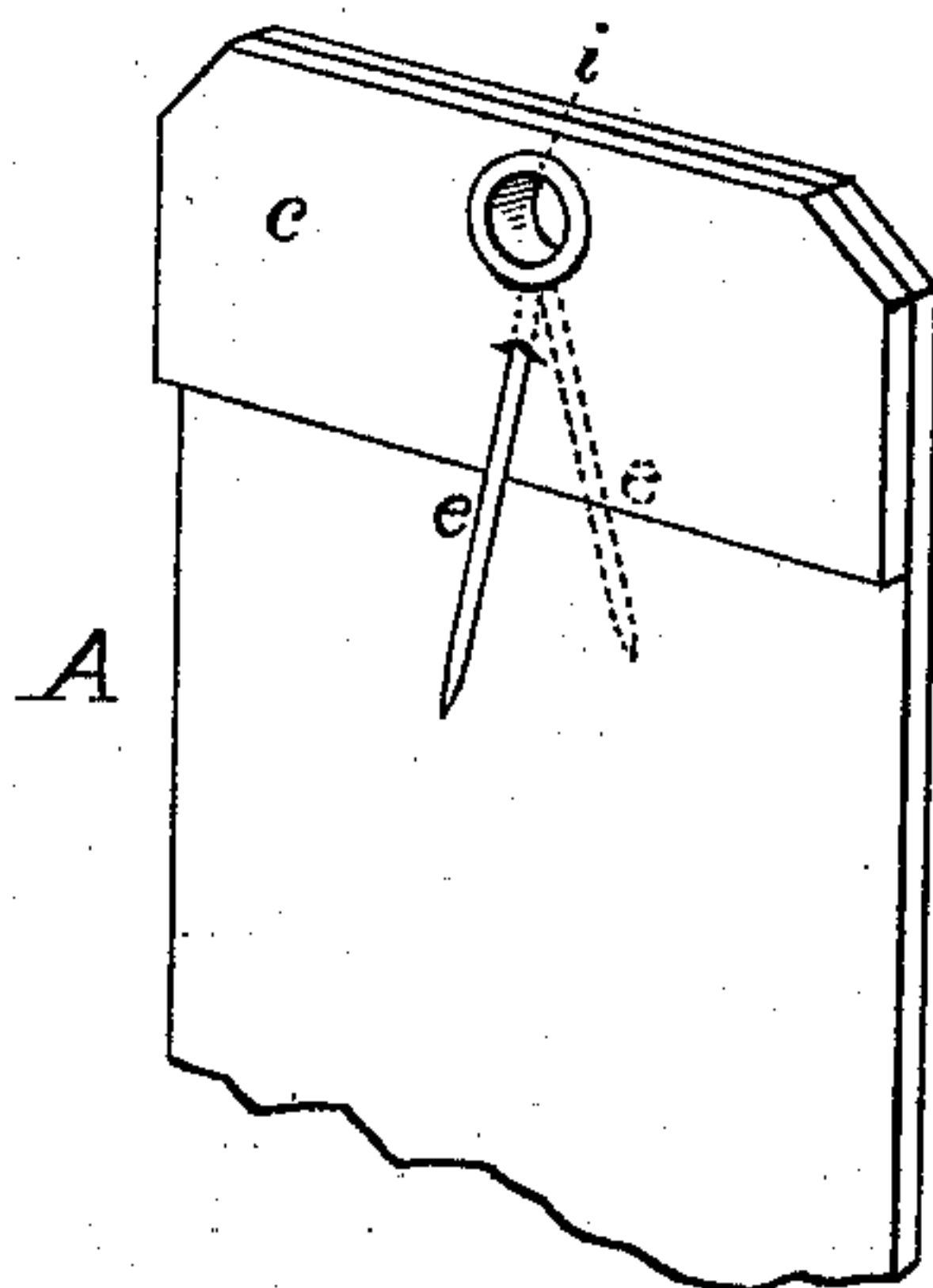


Fig. 2.

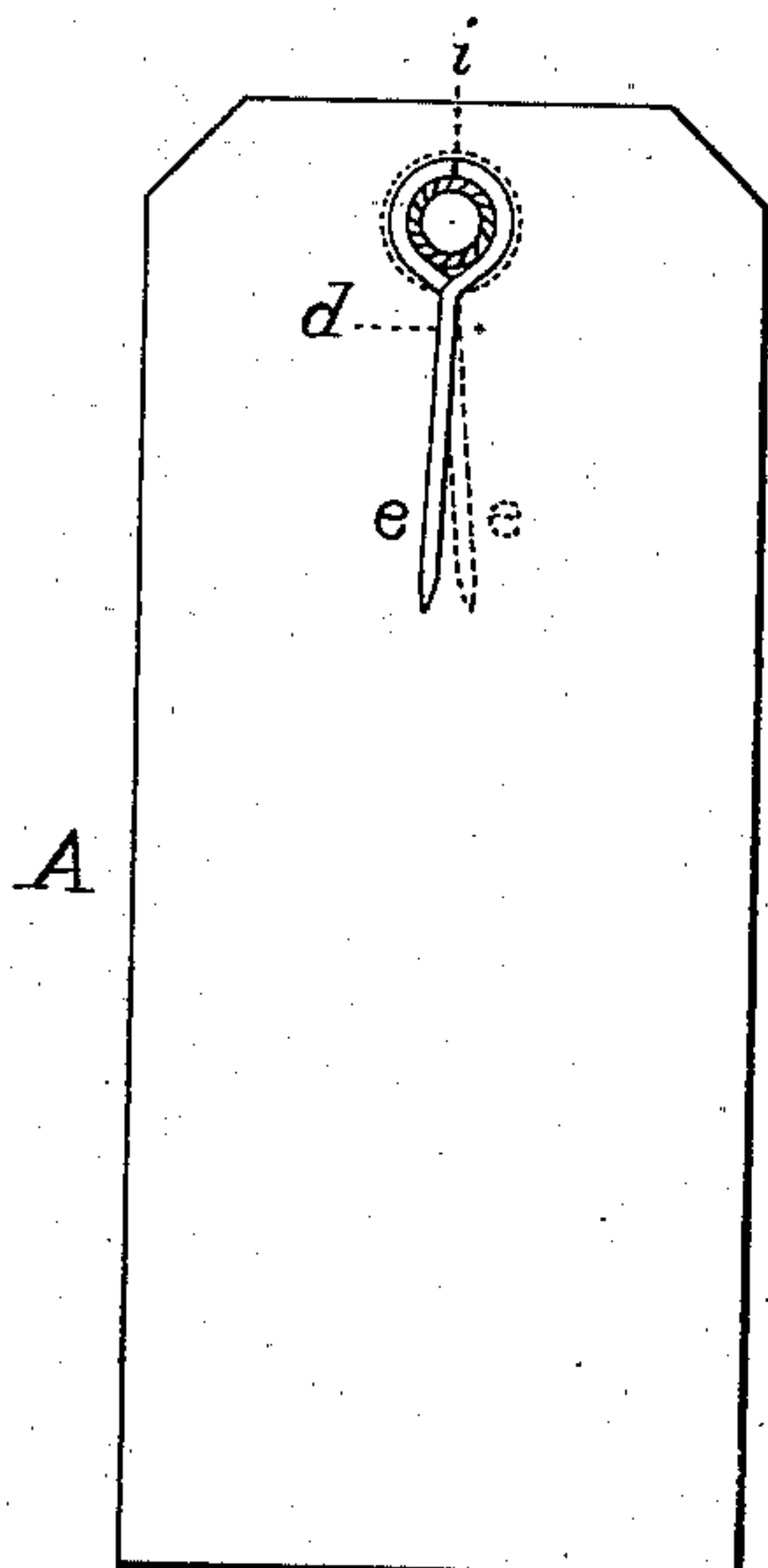


Fig. 3.

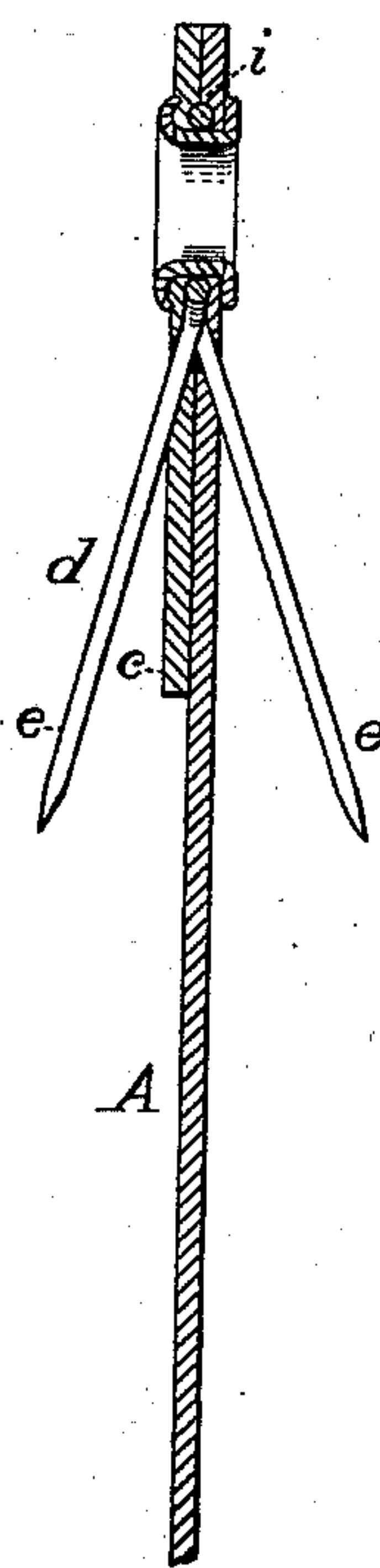
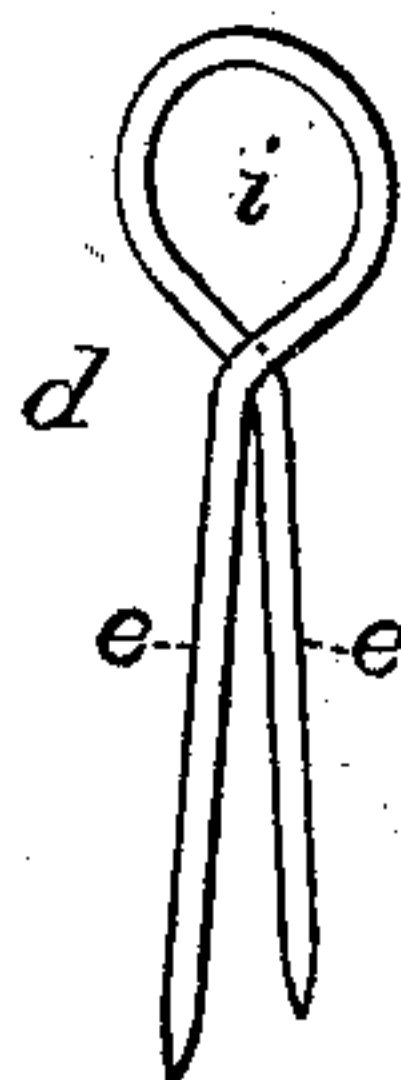


Fig. 4.



WITNESSES

*Villette Anderson*  
*Philip Lemasi*

INVENTORS

*Clotilde H. Wendell,*  
*Nancy D. Taylor,*  
by *Auderson Smith*  
*their* ATTORNEYS



# UNITED STATES PATENT OFFICE.

CLOTILDÉ H. WENDELL AND NANCY D. TAYLOR, OF ATCHISON, KANSAS.

## TAG-FASTENER.

SPECIFICATION forming part of Letters Patent No. 263,081, dated August 22, 1882.

Application filed June 10, 1882. (No model.)

*To all whom it may concern:*

Be it known that we, CLOTILDÉ H. WENDELL and NANCY D. TAYLOR, citizens of the United States, of Atchison, in the county of Atchison and State of Kansas, have invented a new and valuable Improvement in Tag-Fasteners; and we do hereby declare that the following is a full, clear, and exact description of the construction and operation of the same, reference being had to the annexed drawings, making a part of this specification, and to the letters and figures of reference marked thereon.

Figure 1 of the drawings is a representation of this invention in a perspective view. Fig. 2 is a side view with the eyelet in section. Fig. 3 is a longitudinal section. Fig. 4 is a detail showing the fastening-pin in perspective.

This invention relates to tags and tag-fasteners for attachment to goods, articles, &c.; and it consists in the construction and novel arrangement of parts, as will be hereinafter fully described, and pointed out in the claim.

In the accompanying drawings, the letter A indicates a tag card or label of suitable material and design, having one end pierced to receive an eyelet, whereby the fasteners or limbs *e* are secured to said card.

*d* indicates a fastener or fasteners made of ordinary dressing-pins, or of suitable wire, and consists of two limbs, *e*, each having one of its ends barbed or pointed for insertion into the goods to be marked, and projecting downward, one on each face of the tag or label, and having the fastening or eyelet end *i* curved or hooked, whereby the frustum or body of the eyelet is embraced or clasped on opposite sides thereof, the two curved or hooked ends meeting about half-way the circumference of the said body or frustum, the two hooked ends completing the encircling thereof. The frustum or body of the eyelet is now subjected to pressure by a suitable implement, which compresses and flanges the same down and over the hooked or curved ends, securely holding them thereby between the tag and the said flanged eyelet. The limbs of the fasteners *d* are either barbed or simply pointed, and are manufactured from suitable

wire; or they may be constructed of an ordinary dressing or toilet pin. That portion of the limb which is intended to partly clasp the trunk or frustum of the eyelet is in the form of a hook or curve produced by bending the straight wire backward and then forward until the desired curve is produced. These curved ends *i* partly encircle each the frustum or trunk of the eyelet between the card and the flanged end thereof, the hooked ends meeting about half-way the circumference of the said body of the eyelet-fastening.

In order to provide a fastening for each side of the card or label, one of the barbed limbs *e* is thrust forward through the card or tag immediately under the eyelet, and then bent over in the direction of the length of the card, the curved or hooked portion clasping the trunk of the eyelet, as before described. The barb on the reverse side of the card is secured to the eyelet-body in a similar manner, and the whole is compressed by the flanging implement, when the connection is completed.

A strip, *c*, may be afterward pasted over the eyelet and the rear or hooked portion of the limbs *e*, in order to give finish to the tag and at the same time lend additional strength thereto.

This tag-fastener is sometimes made of a single piece of wire twisted at its fastening end to form a loop or eye, which is applied by thrusting one limb through the card or tag and passing the said loop over and around the trunk of the eyelet, and compressing the whole in the manner previously described.

These tags have been found particularly useful and handy for labeling goods upon the shelf, as they can be readily attached and detached in the transfer and in changing the marks and prices of goods. At the same time its construction does not prohibit its use as an ordinary shipping-tag.

A tag-fastener secured to the tag by means of an eyelet is not new and is not broadly claimed herein.

What we claim as our invention, and desire to secure by Letters Patent, is—

As an improved article of manufacture, the tag and fastener herein described, consisting of the tag A and wire *d*, bent at its center around the eyelet *i*, and having divergent  
5 pointed ends *ee*, one on each side of the tag, as shown, whereby the said tag may be secured to cloth or other substance by either or both its ends, substantially as specified.

In testimony that we claim the above we have hereunto subscribed our names in the presence of two witnesses.

CLOTILDÉ H. WENDELL.  
NANCY D. TAYLOR.

Witnesses:

ABRAM WEAVER,  
H. B. HORN.