

(No Model.)

J. P. B. RAREY.

CLOTHES POUNDER.

No. 262,830.

Patented Aug. 15, 1882.

Fig. 1.

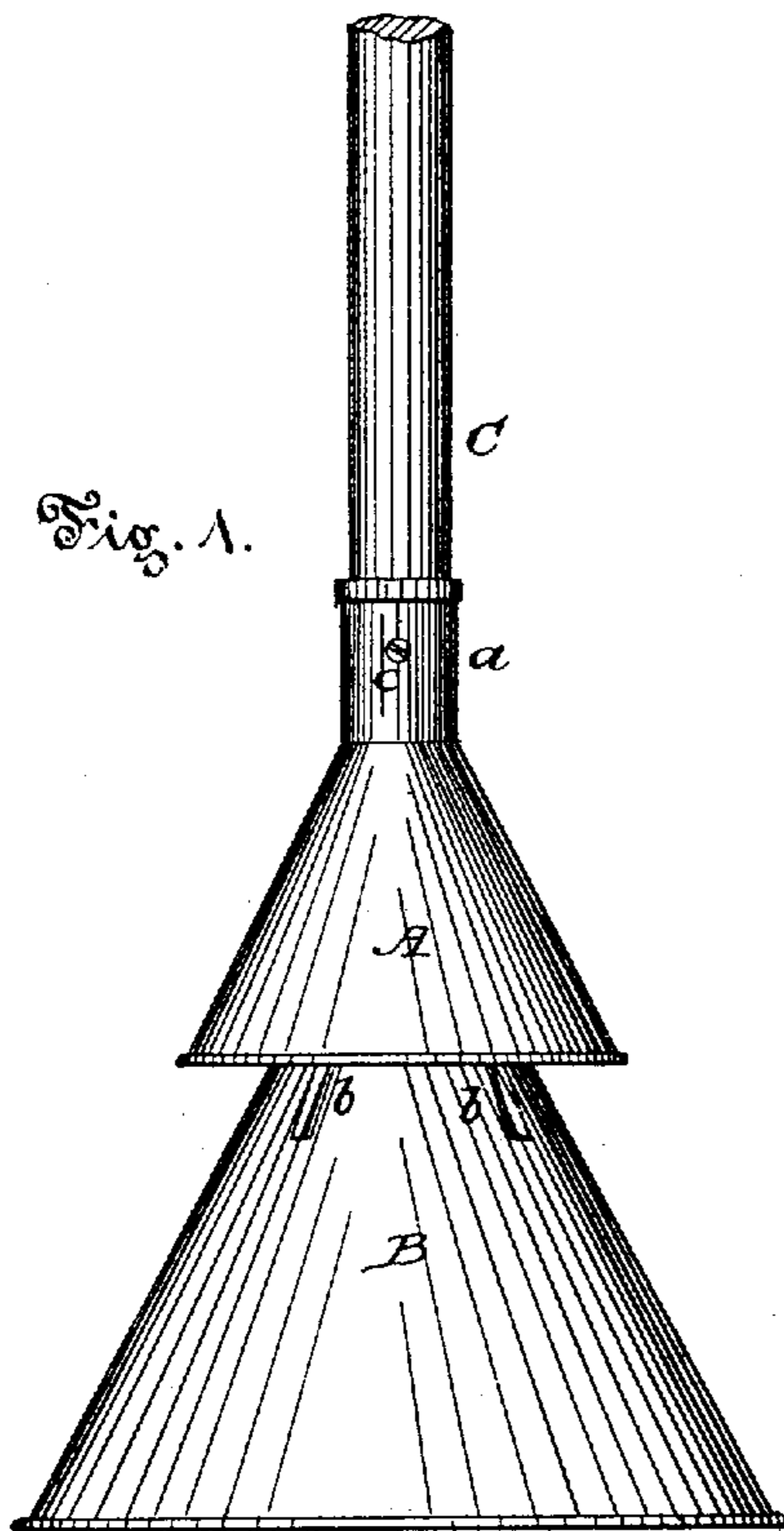


Fig. 2.

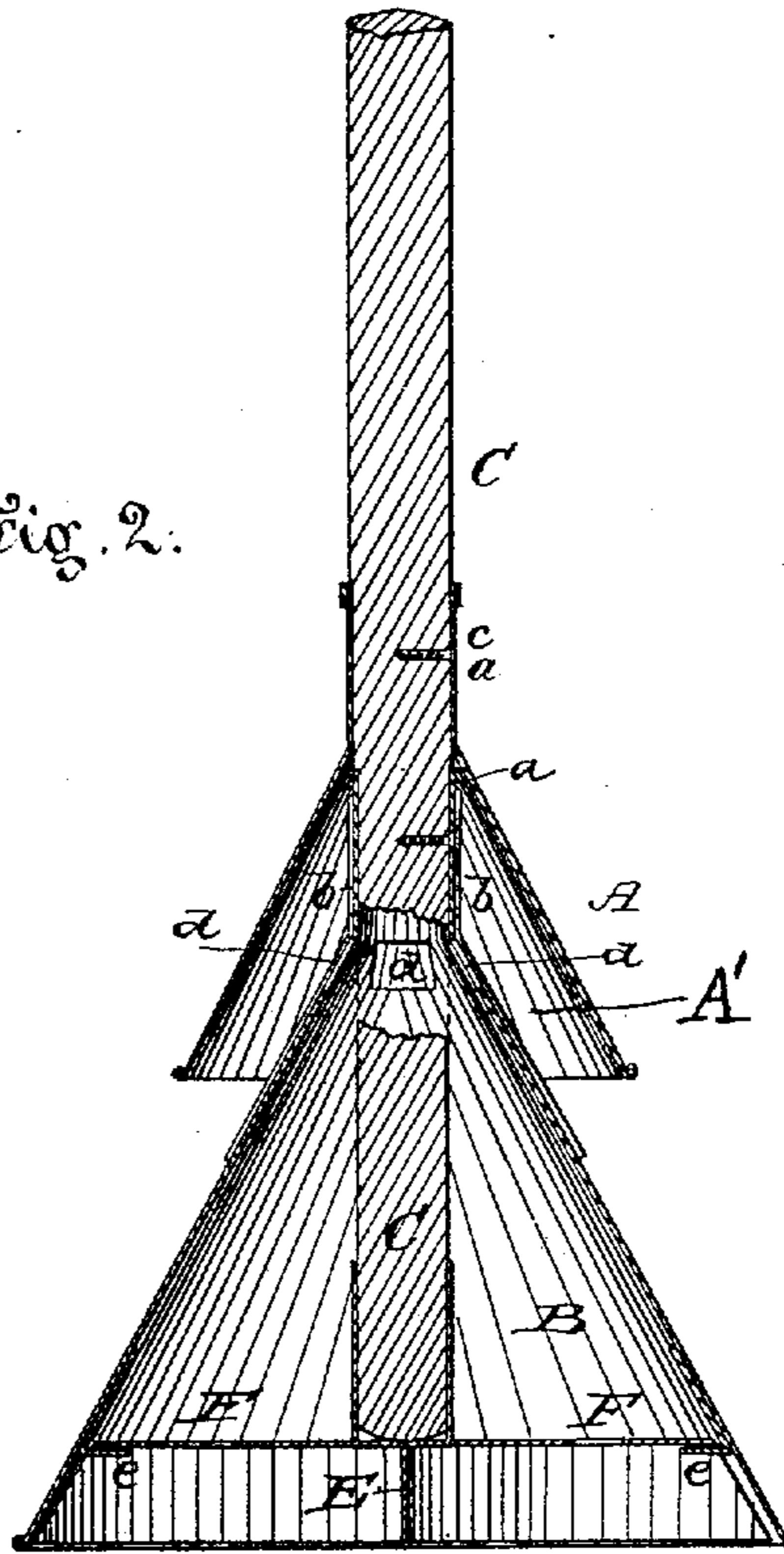


Fig. 3.

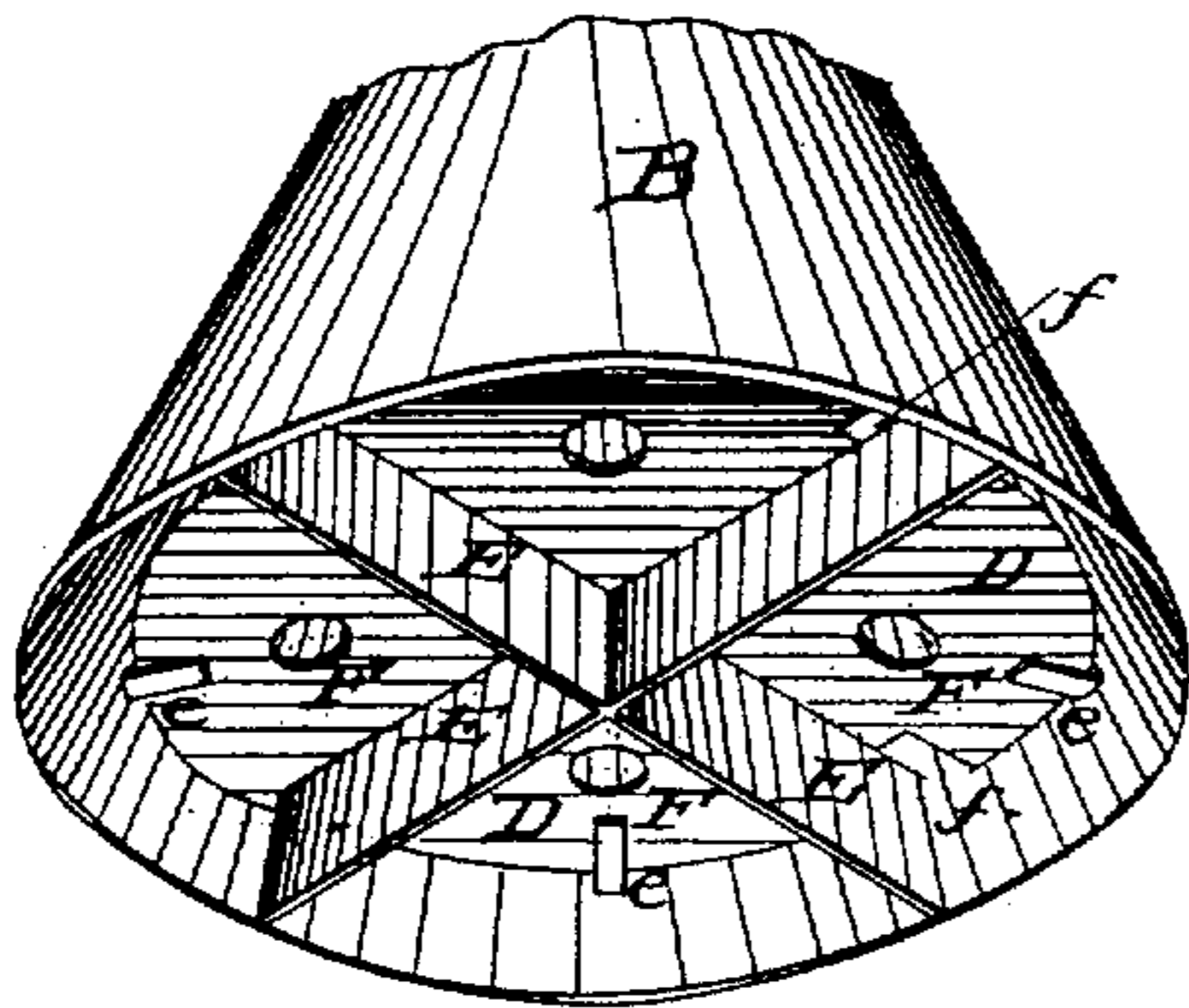
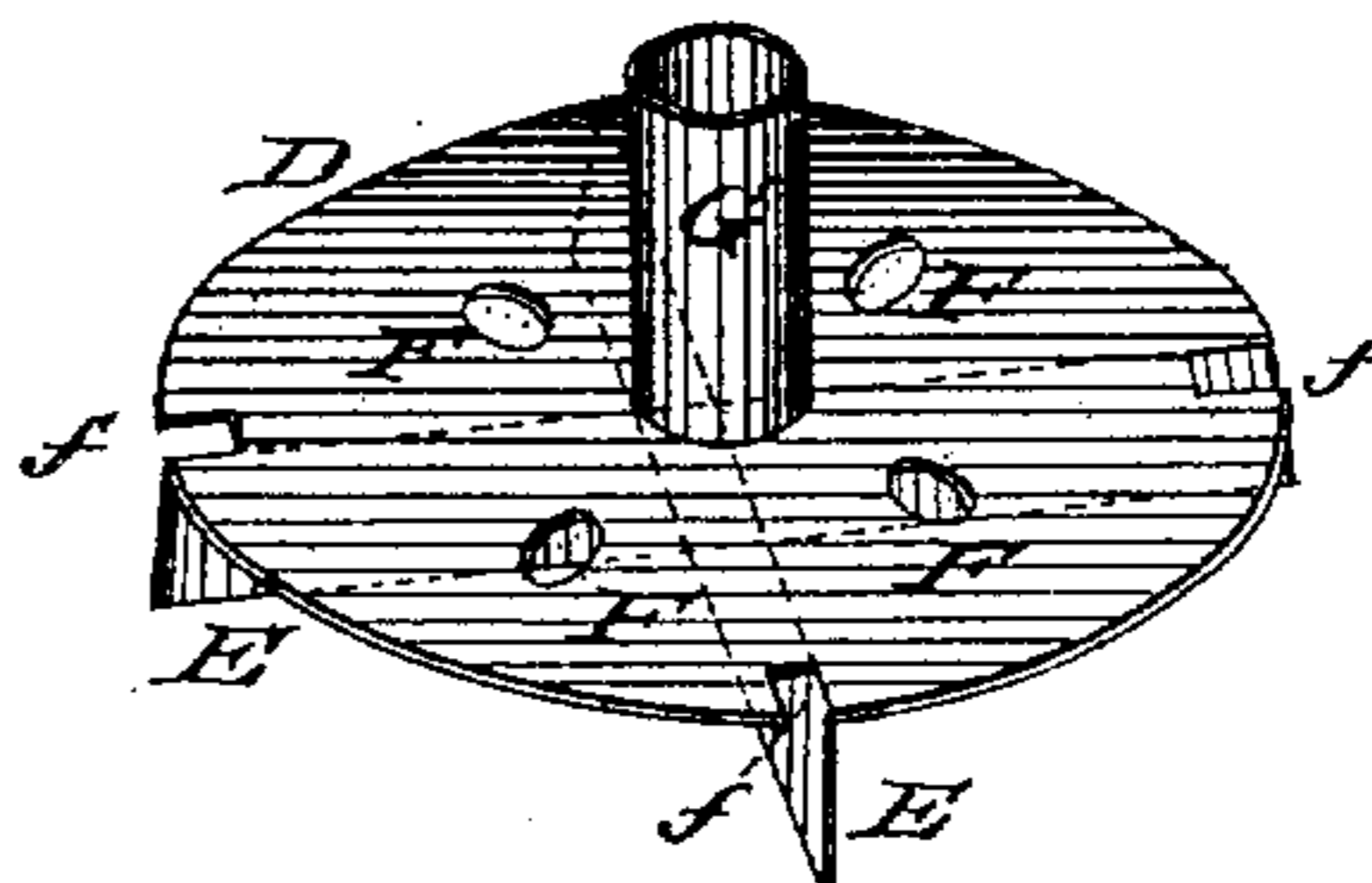


Fig. 4.



WITNESSES:

Ad. L. Dieterich
Wm. Holgerter

Joseph P. B. Rarey
INVENTOR.
By Louis Bagger & Co
ATTORNEYS.

UNITED STATES PATENT OFFICE.

JOSEPH P. B. RAREY, OF HOWARD, INDIANA, ASSIGNOR OF ONE-HALF TO
WILLIAM G. COOK, OF SAME PLACE.

CLOTHES-POUNDER.

SPECIFICATION forming part of Letters Patent No. 262,830, dated August 15, 1882.

Application filed May 29, 1882. (No model.)

To all whom it may concern:

Be it known that I, JOSEPH P. B. RAREY, of Howard township, in the county of Howard and State of Indiana, have invented certain
5 new and useful Improvements in Clothes-Pounders; and I do hereby declare that the following is a full, clear, and exact description of the invention, which will enable others skilled in the art to which it appertains to
10 make and use the same, reference being had to the accompanying drawings, which form a part of this specification, and in which—

Figure 1 is a side elevation of my improved clothes-pounder. Fig. 2 is a vertical sectional
15 view of the same. Fig. 3 is a perspective view of the under side of the apparatus, and Fig. 4 is a perspective view of the perforated pounder-plate detached from the funnel.

Similar letters of reference indicate corresponding parts in all the figures.

My invention contemplates an improved construction of clothes-pounders which are adapted to be used also as churn-dashers; and to this
25 end it consists in the construction and combination of parts hereinafter more fully described and claimed.

My improved combined clothes-pounder and churn-dasher is composed of two funnels, A and B, the upper or smaller funnel, A, having
30 a central sleeve, *a*, through which the staff or handle C is inserted and fastened by a screw, *c*. The lower funnel, B, is attached to the sleeve *a* of A by straps *b b*, so as to leave openings *d d* between the two funnels A and B.

Inside the large funnel B, near its bottom, are four studs or lugs, *e*, for the attachment of a detachable circular plate, D, having downward-projecting ribs or flanges E E, which
35 cross each other at right angles. In each of the sectors or quadrants formed by said flanges E is one or more apertures, F; and the circumference of plate D has four slots or notches, *f*, by which the plate may be slipped over the

fastening-lugs *e*, when, by turning it a little to one side, it will be fixed in place within the
45 funnel. The ribs or flanges E E are beveled on their extended outer ends to fit the flaring walls of the funnel, within which the plate is inserted.

Fastened centrally upon the upper face of
50 plate D is a sleeve or thimble, G, forming a socket for the insertion of the lower end of the staff or handle C, as shown in Fig. 2.

In pounding the clothes immersed into the suds air will enter into the air-chamber within
55 the lower funnel, B, through the annular air-chamber A' in the upper funnel, A, and the openings or apertures *d*, and is forced out into the clothes through the apertures F in plate D, the flanges or cross E preventing said ap-
60 ertures from being choked up by the clothes. When used as a churn-dasher it will effectually commingle and aerate the cream, and, after churning, it is readily cleaned by removing the detachable plate D.

Having thus described my invention, I claim and desire to secure by Letters Patent of the
65 United States—

The improved clothes-pounder herein shown and described, composed of the small funnel
70 A, having sleeve *a*, large funnel B, connected to sleeve *a* by straps *b* to form the apertures or air-openings *d*, and provided with the inside lugs, *e*, staff C, and detachable plate D, having the cross or flanges E E, apertures F, circumferential notches *f*, and socket G, the whole
75 constructed and combined substantially in the manner and for the purpose shown and set forth.

In testimony that I claim the foregoing as
80 my own I have hereunto affixed my signature in presence of two witnesses.

JOSEPH P. B. RAREY.

Witnesses:

STEPHEN RAY,
JOHN S. KEES.