

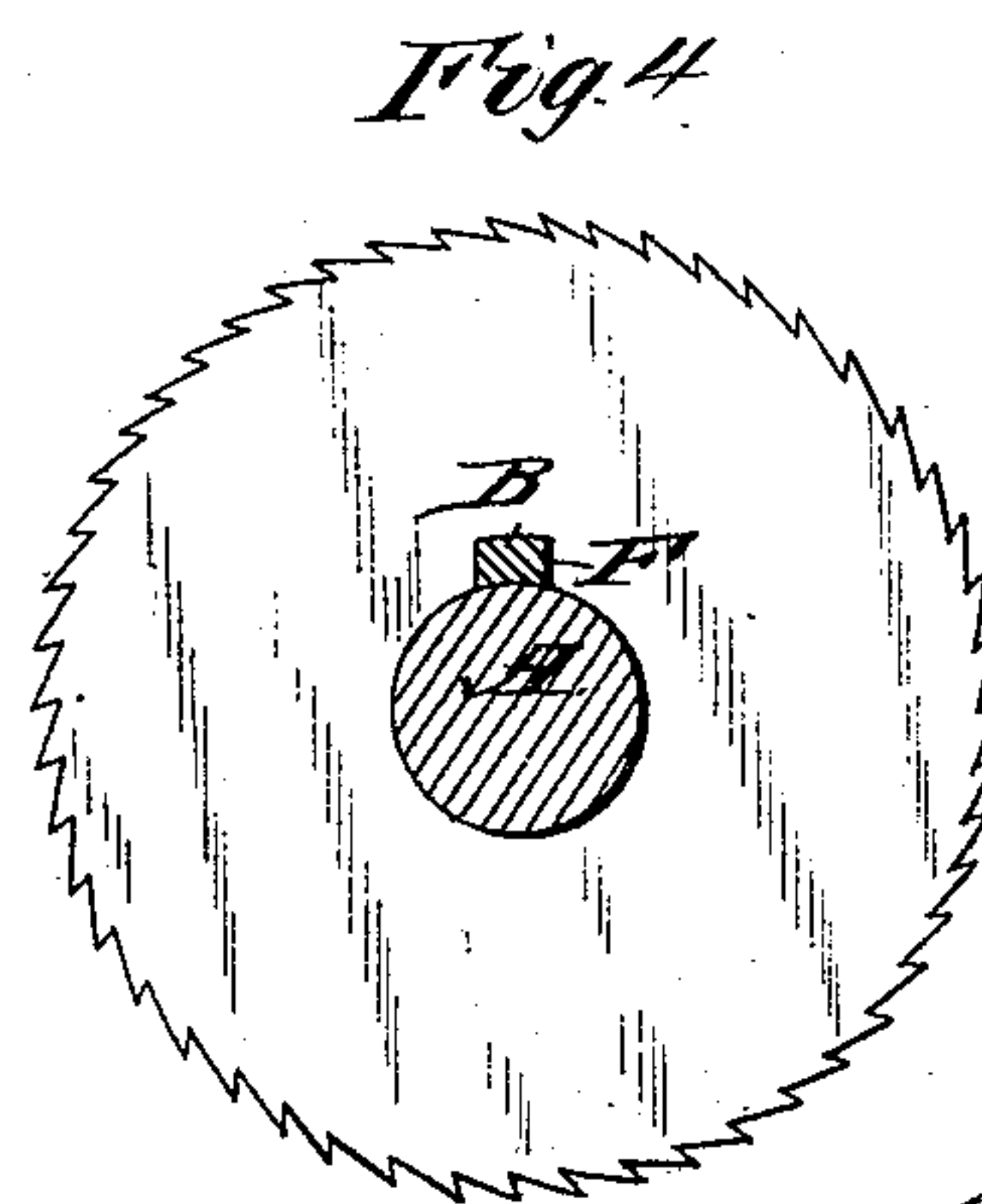
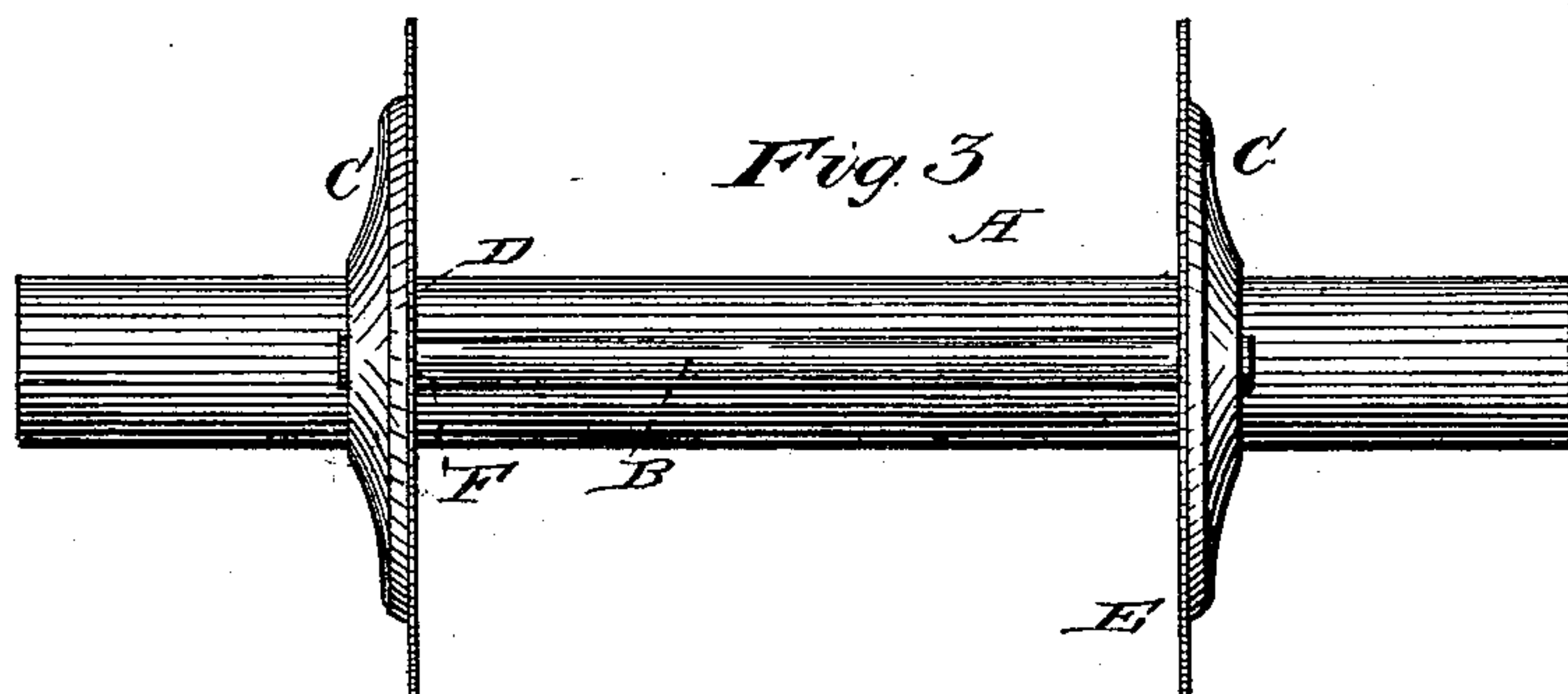
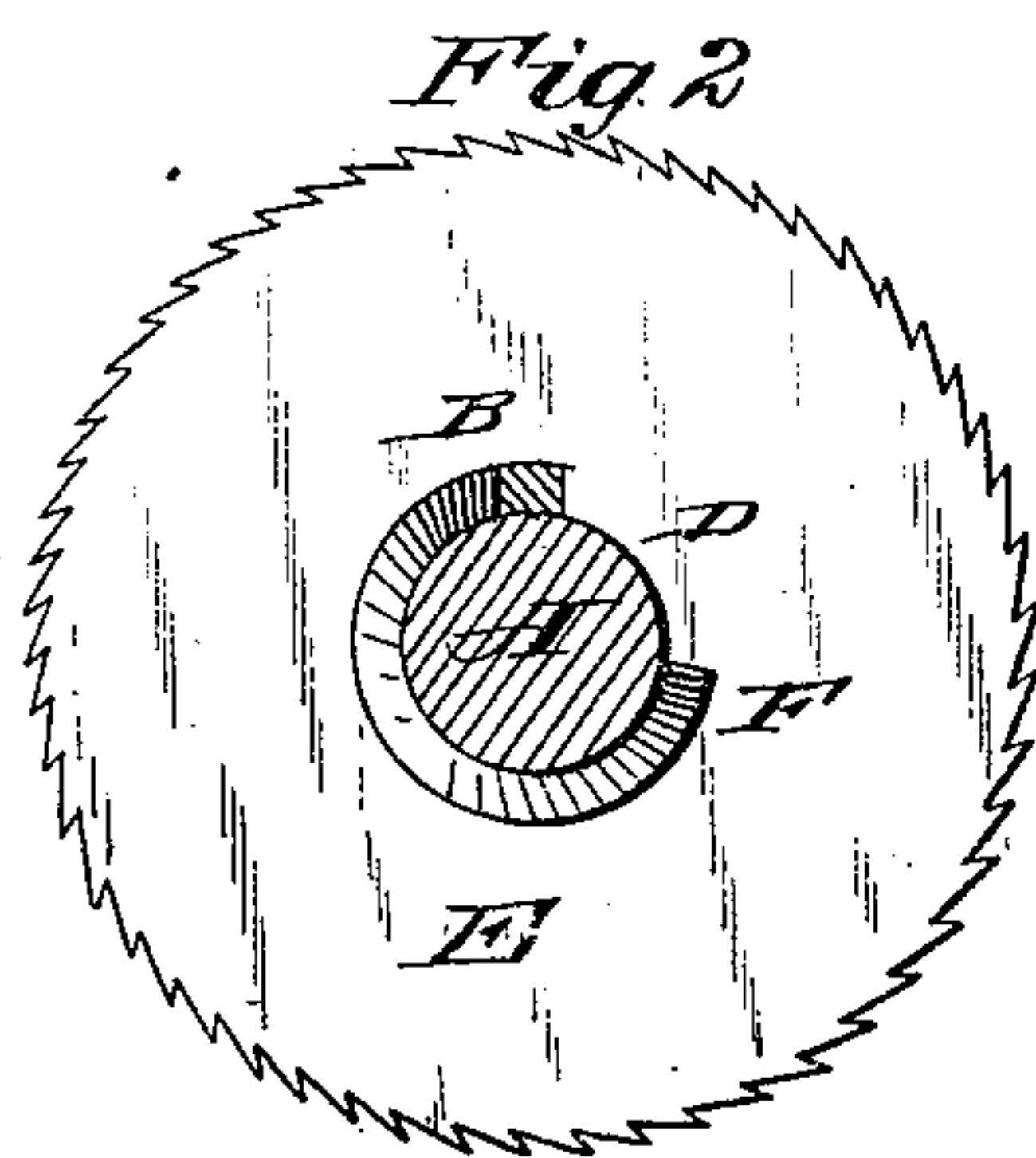
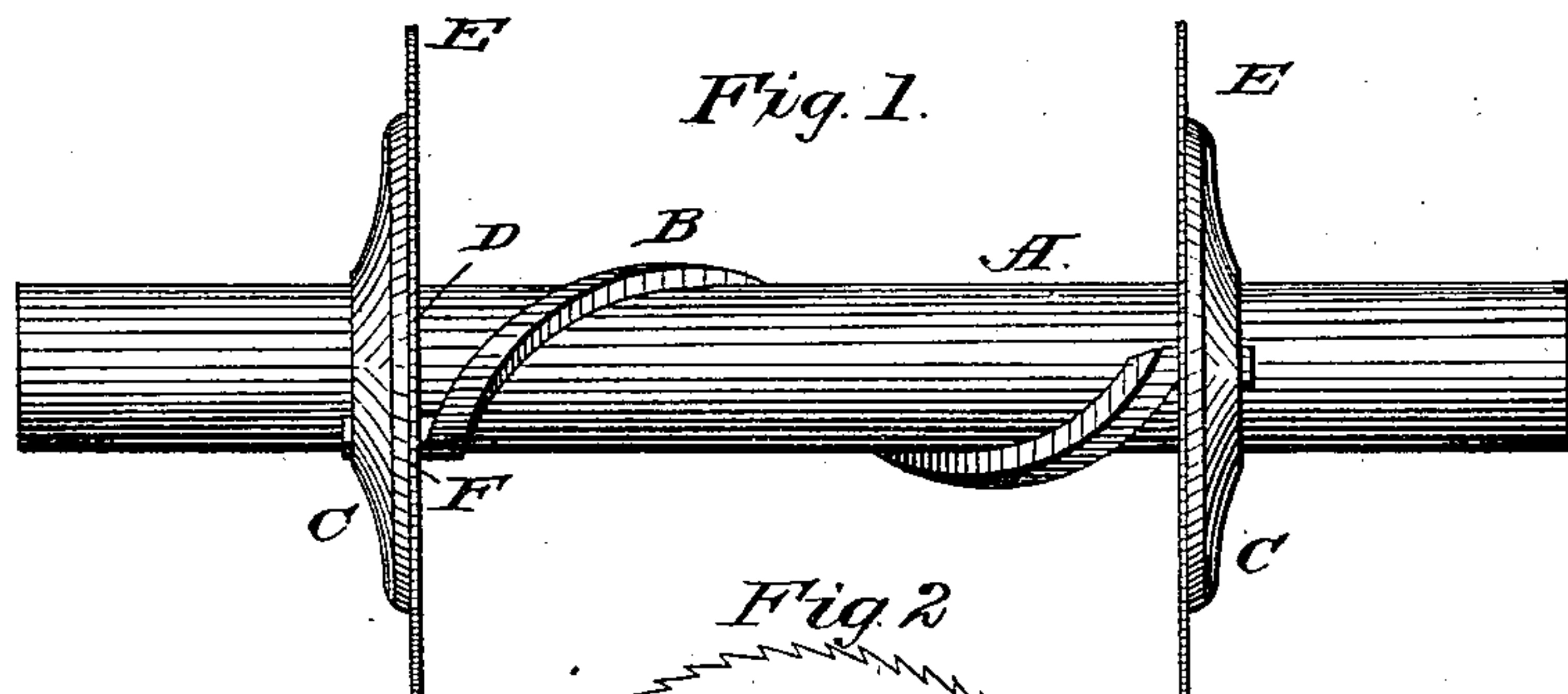
(No Model.)

W. H. SAWYER & R. J. PHELTS.

HANGING SAWS.

No. 262,698.

Patented Aug. 15, 1882.



WITNESSES
Reed Sittell
Ad. G. Dietrich
Geo. W. Stockell

INVENTORS
Walter H. Sawyer
Rufus J. Phelts
by *Edwards & Co.* Attorneys

UNITED STATES PATENT OFFICE.

WALTER H. SAWYER AND RUFUS J. PHELTS, OF FORT VALLEY, GEORGIA.

HANGING SAWS.

SPECIFICATION forming part of Letters Patent No. 262,698, dated August 15, 1882.

Application filed December 22, 1881. (No model.)

To all whom it may concern:

Be it known that we, WALTER H. SAWYER and RUFUS J. PHELTS, of Fort Valley, in the county of Houston and State of Georgia, have
5 invented certain new and useful Improvements in Saw-Shafts; and we do hereby declare that the following is a full, clear, and exact description of the invention, which will enable others skilled in the art to which it appertains to
10 make and use the same, reference being had to the accompanying drawings, which form a part of this specification.

Figure 1 is a side view. Fig. 2 is a vertical cross-section. Fig. 3 is a side view, showing a
15 modification; and Fig. 4 is a vertical cross-section of the same.

Corresponding parts in the several figures are denoted by like letters of reference.

This invention relates to an improved construction of cotton-gin shafts and the method
20 of securing saws upon the same, as will be hereinafter fully described, and particularly pointed out in the claim.

In the drawings hereto annexed, A represents the saw-shaft of a cotton-gin, which is
25 provided with a spirally-arranged raised rib, B, of suitable dimensions—say about a quarter of an inch square. The ends of said rib pass through the collars C at the ends of the shaft,
30 which may be secured by means of set-screws, keys, or in any suitable manner, thus holding

the rib in position upon the shaft. The eyes D of the saws E are provided with notches F, fitting upon the rib B, thus preventing the
35 saws from turning upon the shaft.

In operation, after the saws have been pressed to position upon the shaft, the collars C are adjusted and secured, thus making the device
40 complete and ready for operation.

In Figs. 3 and 4 of the drawings we have
40 shown a modification of our invention, which consists in using a straight instead of a spiral rib, B. In this case, however, it becomes necessary to secure the rib longitudinally upon
45 the shaft by means of rivets, or in some other suitable manner, in order to hold the saws securely from turning.

Having thus described our invention, we claim and desire to secure by Letters Patent of
50 the United States—

The combination of the saw-shaft, the spiral
50 rib, the collars C, and the saws having notched eyes, substantially as and for the purpose set forth.

In testimony that we claim the foregoing as
55 our own we have hereto affixed our signatures in presence of two witnesses.

WALTER H. SAWYER.

RUFUS J. PHELTS.

Witnesses:

MARMADUKE GRESHAM BAYNE,
STEPHEN MORRIS BASSETT.