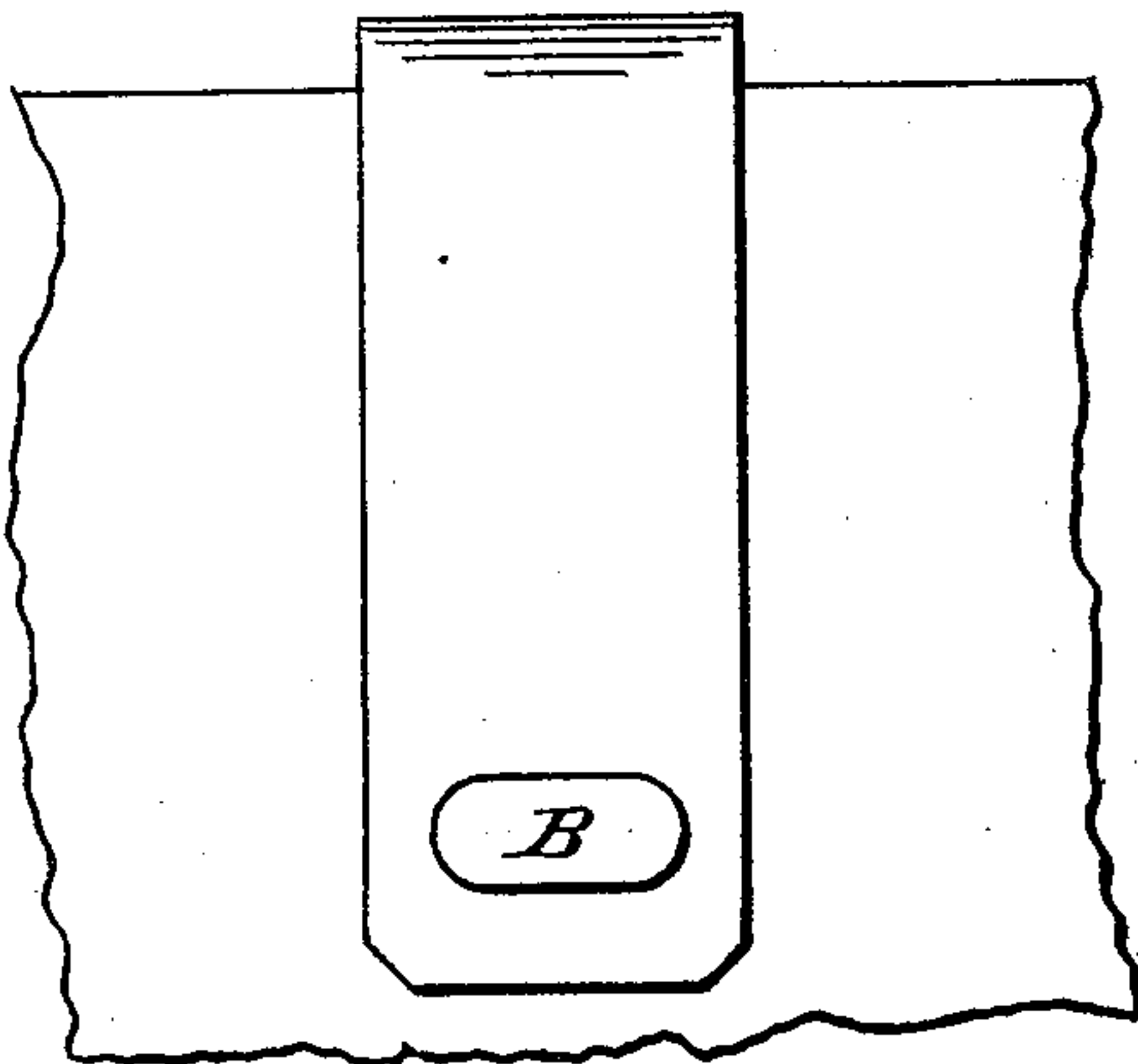



(No Model.)


W. SMITH.  
FASTENER FOR BOOT STRAPS.

No. 262,626,  
*Fig. 1.*

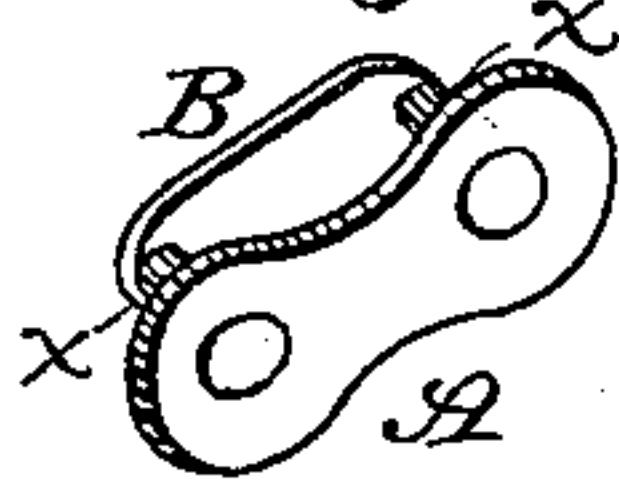
Patented Aug. 15, 1882.  
*Fig. 2.*




*Fig. 3.*



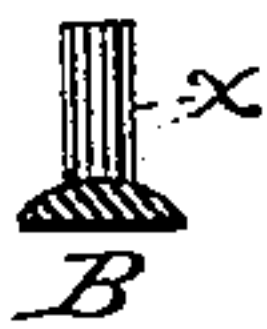
*Fig. 4.*



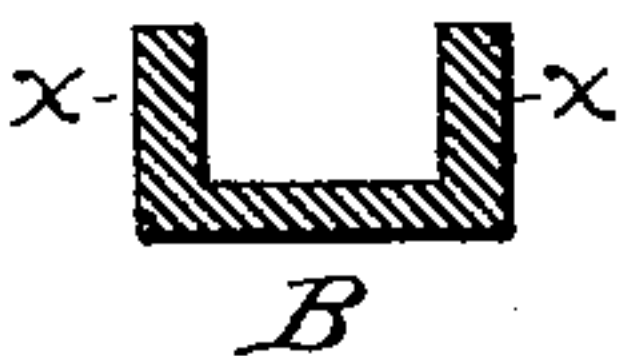
*Fig. 5.*



*Fig. 6.*



*Fig. 7.*



Witnesses:

J. W. Garner.  
E. T. Walker.

Inventor:

William Smith  
per. Harlock & Harlock  
attys.

# UNITED STATES PATENT OFFICE

WILLIAM SMITH, OF EATON RAPIDS, MICHIGAN.

## FASTENER FOR BOOT-STRAPS.

SPECIFICATION forming part of Letters Patent No. 262,626, dated August 15, 1882.

Application filed May 19, 1882. (No model.)

*To all whom it may concern:*

Be it known that I, WILLIAM SMITH, a citizen of United States, residing at the city of Eaton Rapids, in the county of Eaton and State of Michigan, have invented certain new and useful Improvements in Boots; and I do hereby declare the following to be a full, clear, and exact description of the invention, such as will enable others skilled in the art to which it ap-  
10 pertains to make and use the same.

My invention relates to an improvement for fastening onto boots the pull-straps by which boots are drawn on by means of a metallic fastener; and the objects of my improvement  
15 are, first, to provide a fastening which will obviate the necessity of stitching or sewing on the strap by wax end or thread, and so save time and labor in putting them on; second, to save material; and, third, to provide a strong  
20 and durable fastening. I attain these objects by the mechanism illustrated in the accompanying drawings, in which—

Figure 1 is a front view of the fastener as it appears on the outside of the boot-leg. Fig.  
25 2 is an inside front view of the fastener as it appears on the inside of the boot-leg. Fig. 3 represents the fastener in its original form, A B, on the boot-leg before the ends *xx* of B are riveted down, as shown in Fig. 1. Fig. 4 is a  
30 view in perspective of the fastener; Fig. 5, a side elevation; Fig. 6, a cross-section; Fig. 7, a longitudinal section of the base.

Similar letters refer to similar parts throughout the several views.

35 The fastener is composed of two parts or pieces—an oval part, B, having standards formed by binding up the ends *xx* of the part B, and its center raised higher than and gradually sloping toward its edges, and the double washer A, as shown in Fig. 4, both being  
40 constructed of a metallic substance, and B being malleable. The pull-strap is arranged on the boot-leg in the ordinary manner, after which two holes are punched through the boot-  
45 leg and pull-strap at a proper distance to let through the ends *xx* of the part B, as shown in Fig. 3. Now, I take the double washer A and fit it over the ends *xx* of B, which passes through the hole *ii* of A, also shown in Fig.  
50 3, and, taking a punch-set, I then rivet the ends

*xx* of B over the double washer A, as shown in Fig. 1.

By this device a much shorter strap may be used than could be used if sewed onto the boot-leg, as the fastening can be put close to the  
55 end of the pull-strap, thus saving material; also, by this device, if the strap be put on straddling of the boot-leg, there is no occasion for cutting the boot-leg, which is often the case when straps are sewed on.  
60

I am aware that plates have been made with flat faces and of the same width as the turned-up parts or standards, which would prove defective if used for the purpose of fastening on  
65 pull-straps on boots, for the reason that when a great strain was brought to bear, as is often the case when pulling on a tight or wet boot, the standards, being sharp or of the same thickness of the plate, would cut the leather, and the strap would easily pull off. Besides, the  
70 standards being long enough to bend over, or, if bent over at all, would catch on obstructions, straighten out, and be entirely worthless, all of which defects are avoided in my construction by making the base of an oval form,  
75 so that when the parts A and B are fastened on the boot-leg in manner described the high part or center of the oval in B will press firmly and hug closely against the leather and remove part of the pressure that would otherwise  
80 come on the standards *xx*, which, being round, have no tendency to cut the leather. The ends *xx*, being riveted down, hold firmly the double washer A and cannot catch on any obstruction whatever. Finally, the surface on  
85 the inside, being smooth and even with the surface of the leather, cannot mar the person or wear the clothing by contact, which would not always be the case if the pull-strap were fast-  
90 ened on by eyelets.

I am aware that it is old to form a staple-fastener of one piece by bending up the ends of a strip of metal, but am not aware that the base of such fasteners has been provided  
95 with a raised center sloping toward the sides, so that when the leather is clamped between the base and a washer the raised portion will force itself against the leather and give the base a firmer hold. Nor am I aware that fast-  
100 eners have been provided with an oval base



the shorter diameter of which is greater than the diameter of the uprights, so that if the base be tilted in pulling upon the straps the edge will not cut into the leather.

5 What I claim, and desire to secure by Letters Patent, is—

An improved boot-strap fastener consisting of the plate B, having an inner oval face, substantially as described, and end projections or  
10 pins bent at right angles therefrom, and a

washer adapted to fit on such projections or pins, all substantially as described, and for the purpose set forth.

In testimony whereof I affix my signature in presence of two witnesses.

WILLIAM SMITH.

Witnesses:

PARM S. DEGRAFF,  
GEO. HUGGETT.