

(No Model.)

T. PARTLAN.

HAMMER.

No. 262,468.

Patented Aug. 8, 1882.

Fig: 1.

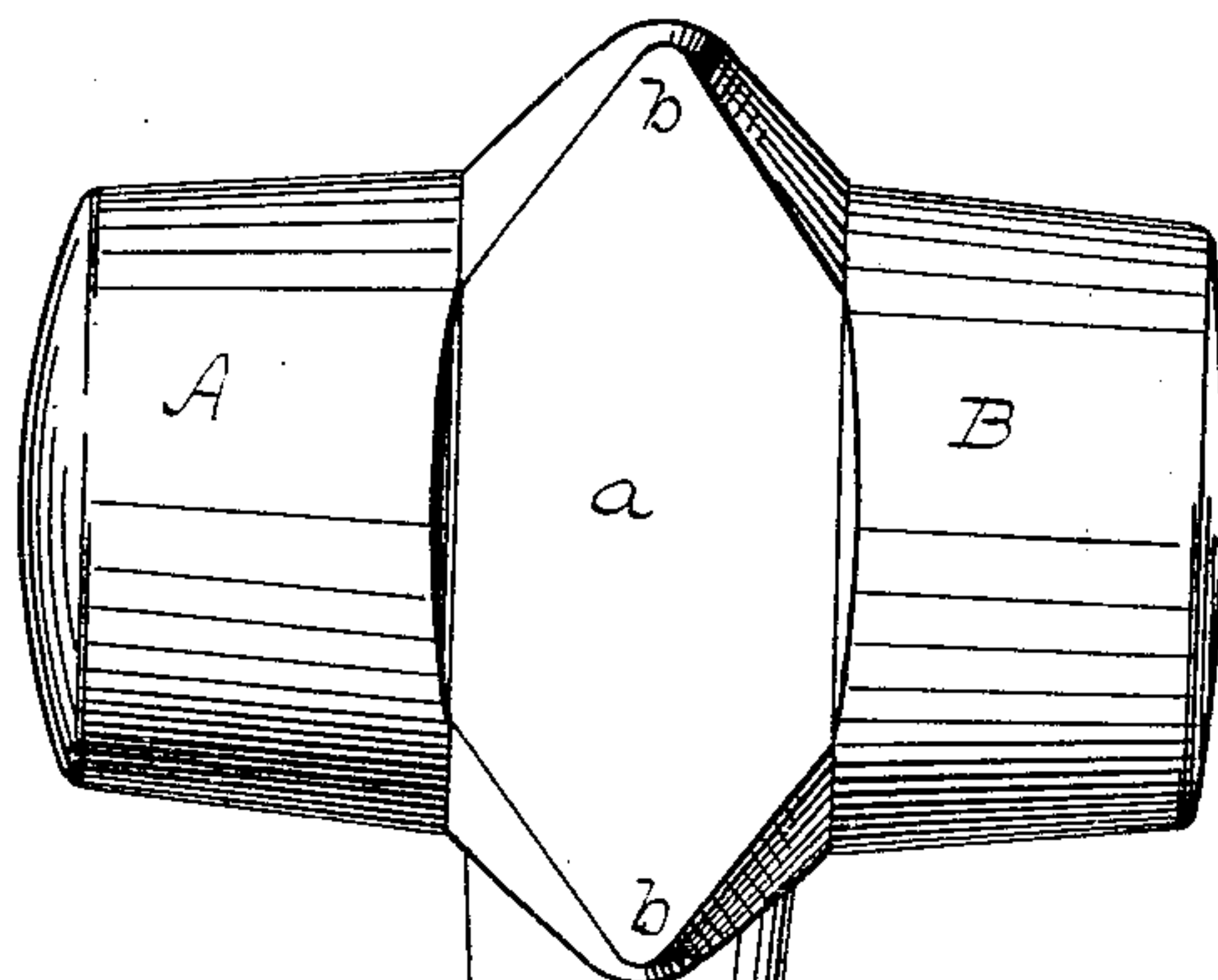


Fig: 2.

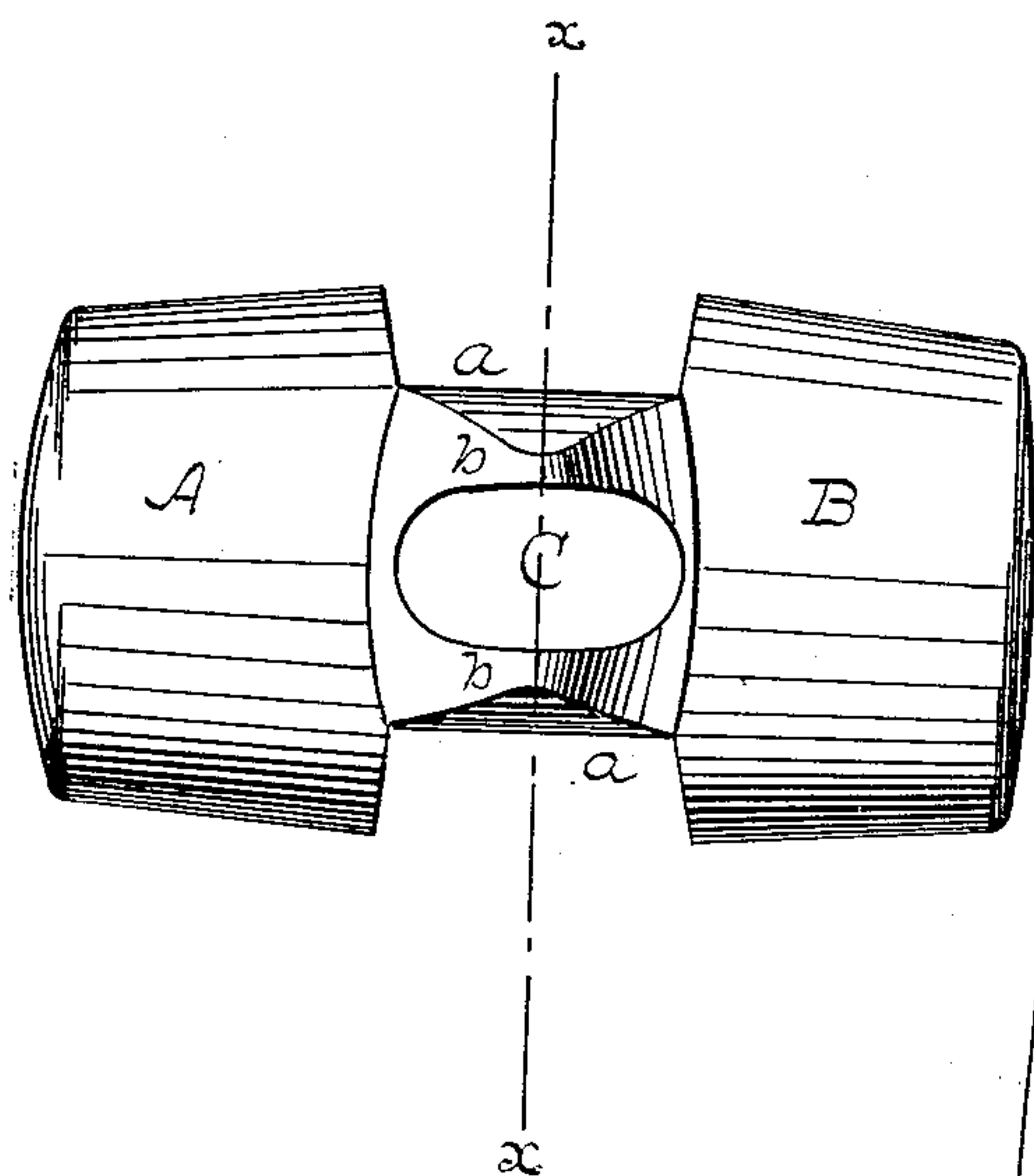
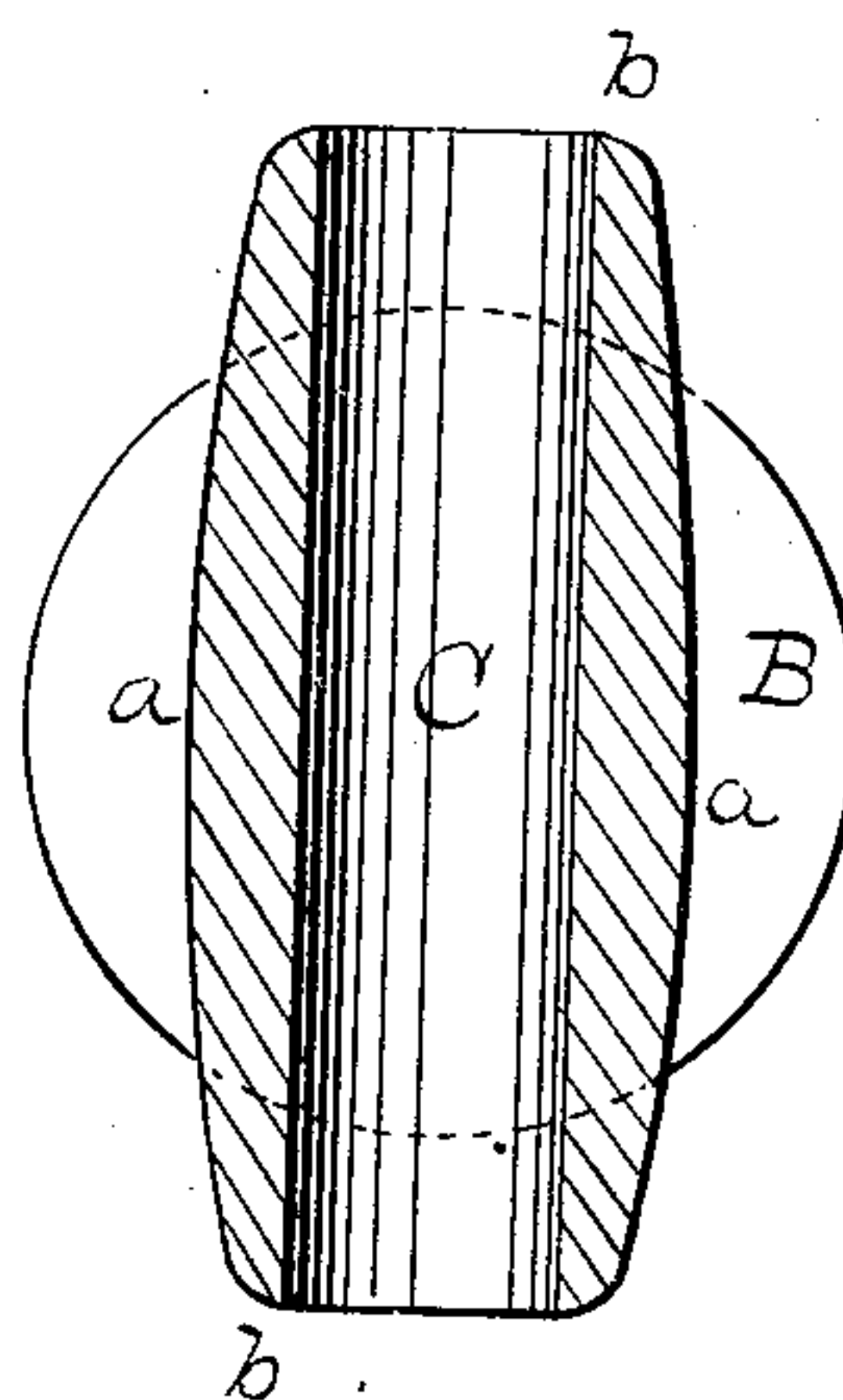


Fig: 3.



WITNESSES:

Chas. Nida.
Charles E. Simms Jr.

INVENTOR

Thomas Partlan
BY *Wm. H. Thompson*

ATTORNEY

UNITED STATES PATENT OFFICE.

THOMAS PARTLAN, OF RONDOUT, NEW YORK.

HAMMER.

SPECIFICATION forming part of Letters Patent No. 262,468, dated August 8, 1882.

Application filed April 18, 1882. (No model.)

To all whom it may concern:

Be it known that I, THOMAS PARTLAN, of Rondout, Ulster county, State of New York, have invented a new and useful Improvement in Farriers' Hammers; and I do hereby declare that the following is a full, clear, and exact description of the same, reference being had to the accompanying sheet of drawings, making part of this specification.

This invention is in the nature of an improvement in hammers; and the invention consists in a farrier's or double-faced hammer constructed with double heads and a socket for the handle, arranged and combined in the manner hereinafter more particularly described, whereby the weight of the heads will be equally distributed on each side of the handle, or balanced.

In the accompanying sheet of drawings, Figure 1 represents a side view of my hammer; Fig. 2, view of under side of hammer; Fig. 3, a section through $x x$, Fig. 2.

This invention relates particularly to farriers' hammers, or hammers of that class which have double heads and faces; and its purpose is to give increased weight of metal to the heads, and at the same time distribute the weight of the heads so that they will be evenly balanced by the handle.

To that end I construct my hammer with two heads, A and B. Midway between these heads are formed the walls a of the handle-socket C. In order to increase the weight of the heads A and B by giving them as much metal as possible, the sides of the socket-walls a are countersunk, permitting the sides of the heads A and B to project beyond the surfaces or sides of these walls a , giving to each head the metal that would otherwise have filled up the countersunk portion of the socket-walls a , so that while the solidity of the heads and the amount of metal in them is increased, yet the weight of the hammer will not be materially added to. By this operation the

sides of the socket-walls a are made somewhat thinner than the socket-walls of ordinary hammers; but additional bearing-surface is given to these walls by extending their ends so that they project in points b . These projections of the socket-walls a not only add strength to the walls, but they enable the hammer-handle within the socket C to be more firmly secured to the hammer. The socket C is carefully formed so as to be exactly midway between the heads A and B, so that when the handle is inserted within this socket C the weight of the hammer will be equally distributed on each side of it. Now, the result of this construction is that not only are the heads A and B of the hammer rendered more solid and, having more metal in them, more enduring or lasting, but at the same time the even balancing of the hammer on its handle will enable its user to work with it for a longer time and with less fatigue than with the ordinary hammer, for the reason that in using it the slightest motion of the hand will turn the hammer end for end or change its direction, its balanced condition leaving little or no dead weight to be overcome in making such effort.

Having now described my invention, what I claim as new, and desire to secure by Letters Patent, is—

1. A hammer composed of the heads A B, in which the bulk of the metal is distributed, and the sunken socket-walls a , whereby the heads are balanced, substantially as described.

2. In a double-headed hammer in which the bulk of the metal is arranged in the heads, the connecting socket-walls a , sunk below and between said heads and extended longitudinally to afford a compensating increase of bearing for the handle, substantially as set forth.

THOMAS PARTLAN.

Witnesses:

JOHN J. CARLINS,
JAMES F. GOVERN.