

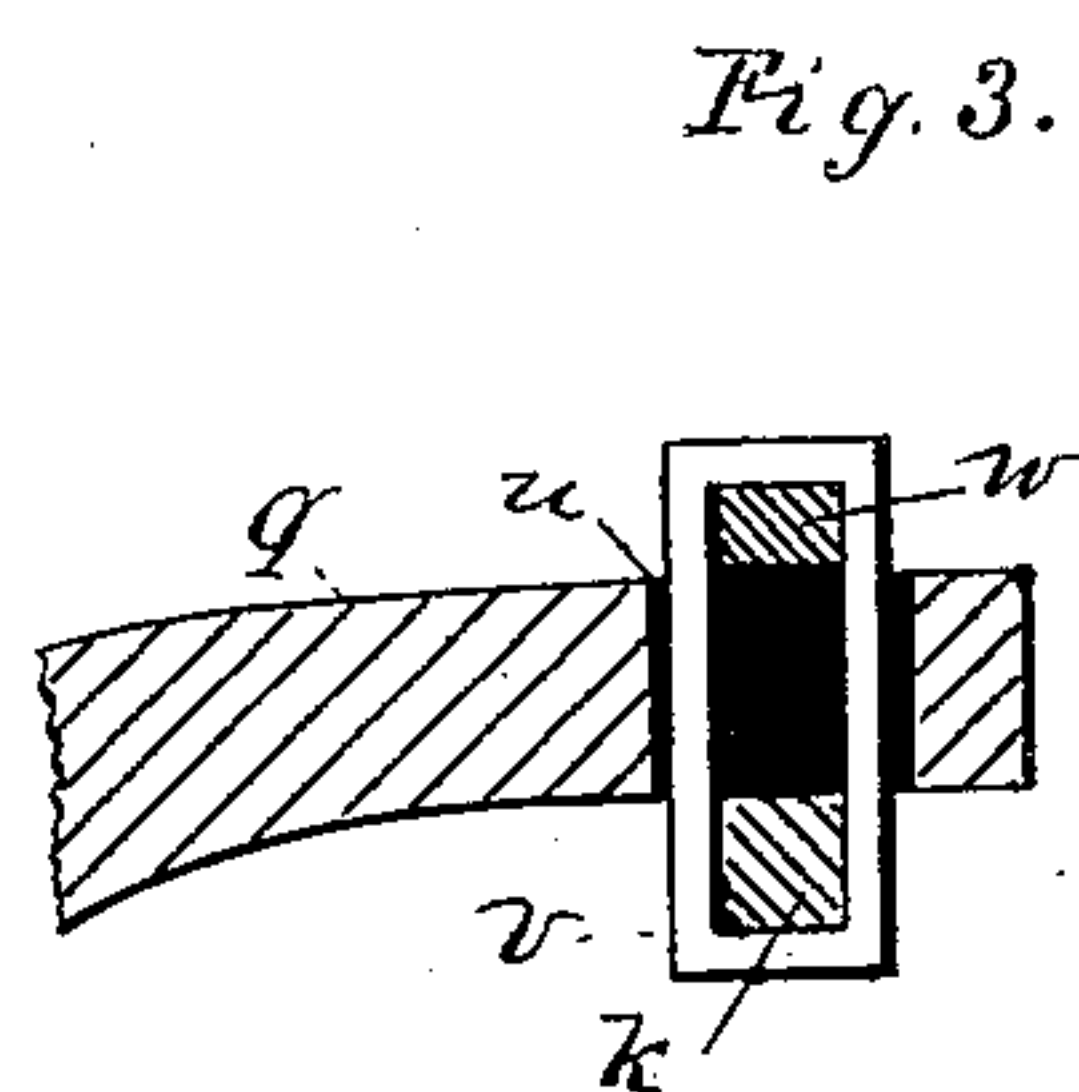
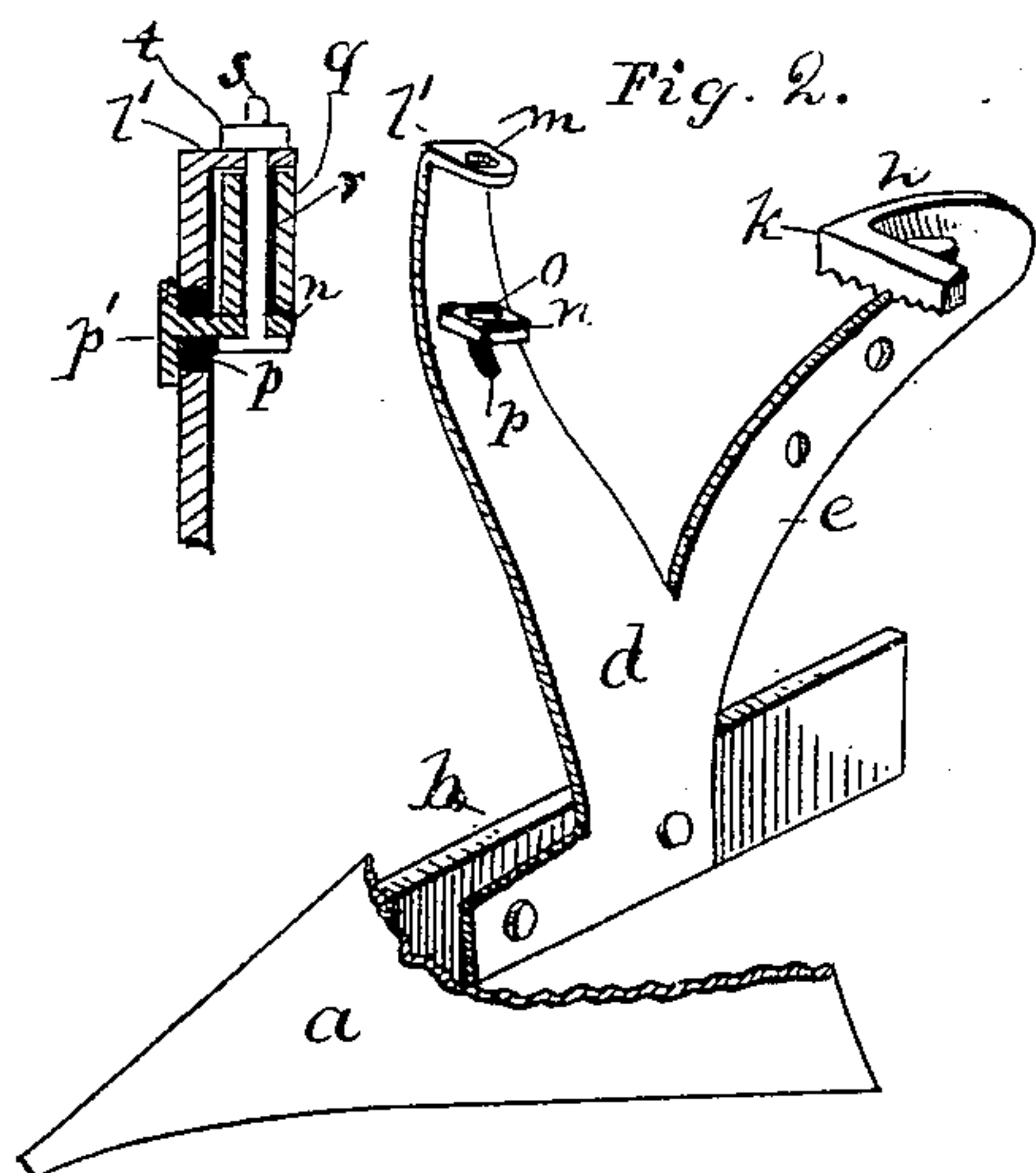
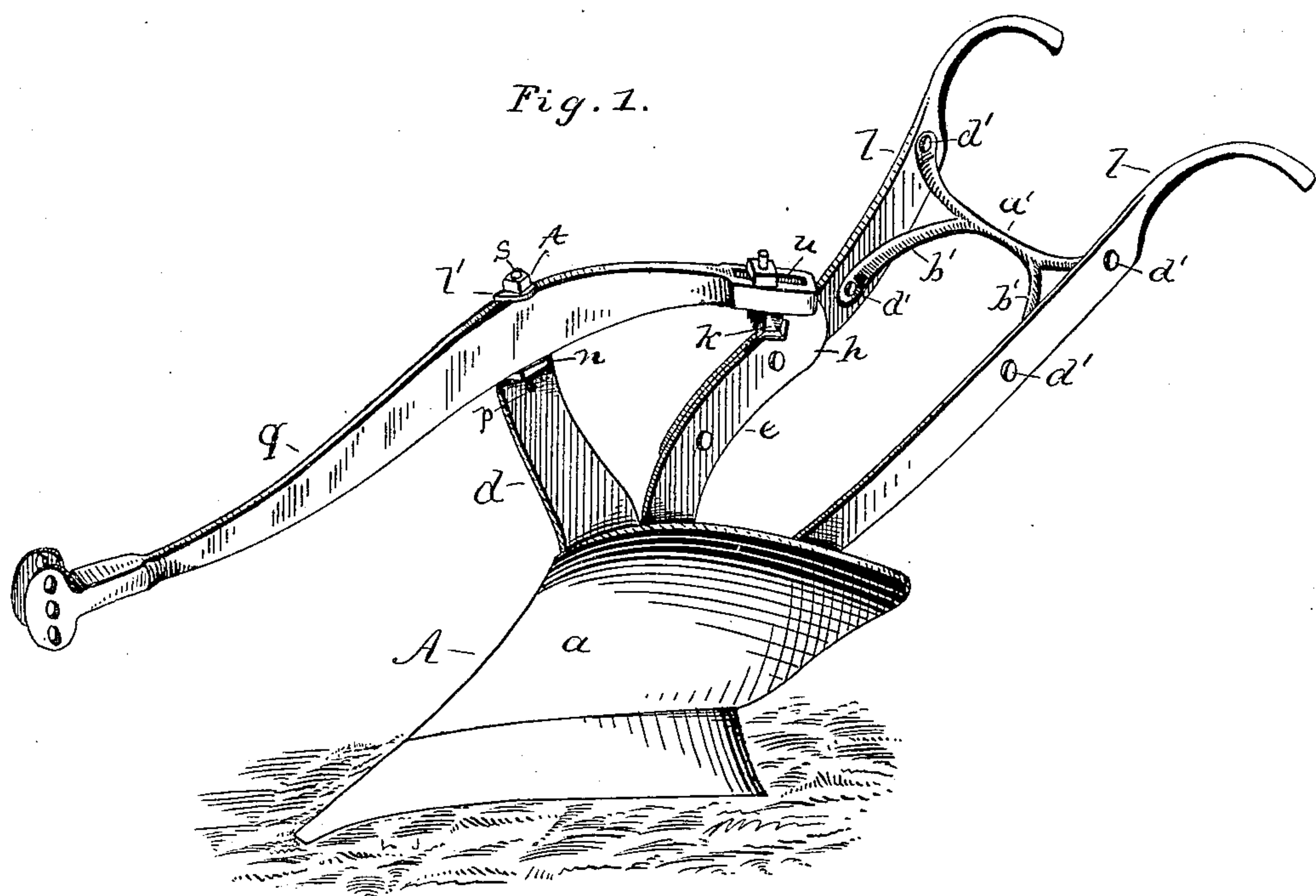
(No Model.)

F. P. HOKE.

PLOW.

No. 262,413.

Patented Aug. 8, 1882.



WITNESSES :

Thos Houghton.
W Ready

INVENTOR:

INVENTOR
F. P. Hoke

BY

ATTORNEYS.

UNITED STATES PATENT OFFICE.

FONTAIN P. HOKE, OF SULLIVAN, ILLINOIS.

PLOW.

SPECIFICATION forming part of Letters Patent No. 262,413, dated August 8, 1882.

Application filed April 26, 1882. (No model.)

To all whom it may concern:

Be it known that I, FONTAIN P. HOKE, of Sullivan, in the county of Moultrie and State of Illinois, have invented a new and useful Improvement in Plows; and I do hereby declare that the following is a full, clear, and exact description of the same, reference being had to the accompanying drawings, forming part of this specification, in which—

Figure 1 is a perspective view of my improved plow, and Figs. 2 and 3 are detail views.

My invention relates to improvements in adjusting the rear end of a plow-beam to or from the land; and it consists in the peculiar construction and arrangement of the parts, whereby the rear end of the beam is laterally adjusted without changing the center or fulcrum of the beam.

My invention further consists in certain details of construction hereinafter more fully set forth.

In the accompanying drawings, A represents a plow provided with a mold-board, *a*, and landside *b*, secured to a standard, *d*. The standard *d* is provided with a rear brace, *e*, cast or formed integral therewith, curved forward at its upper end, at *h*, and provided with an inwardly-projecting arm, *k*, having its under face serrated.

l l represent the plow-handles, one secured to the inner face of the mold-board and the other attached to the outer face of the rear brace, *e*. The upper end of the standard *d* is bent over inwardly at right angles to the standard to form the lug *l'* horizontal to the inner face of the standard, and the lug *l'* is provided with a central hole, *m*.

n represents a lug having a central hole, *o*, and a short shaft secured to its side next the inner face of the standard, which passes through a slightly-curved slot, *p*, in the standard *d*, and is provided with a head, *p'*, bearing against the landside face of the standard.

q represents a curved plow-beam, provided with a clevis of the usual construction at its forward end, and adapted to pass between the lugs *n l'*, and provided with a vertical hole, *r*, passing through it, through which and the holes in the lugs *n l'* passes a headed bolt, *s*, threaded at its upper end and provided with a nut, *t*, whereby the plow-beam is pivotally secured to the standard.

The rear end of the beam *q* is provided with a longitudinal slot or circular bolt-hole, *u*, through which passes a stirrup, *v*, or a bolt

with a hooked head and the usual thread and nut, which passes also over the projecting arm *k* on the rear end of the brace *e*. After the rear end of the beam has been adjusted to or from the land, as desired, without changing the fulcrum *s* of the beam, the rear end of the beam is held in any desired position by raising the stirrup or bolt up to its full extent, so that the lower end of its slot will bite in one of the serrations in the lower face of the arm *k*, and securing the stirrup or bolt in engagement with the serration by a key, *w*, passed through the upper end of the slot in the stirrup or nut on the upper end of the bolt, and resting on the upper face of the plow-beam near its end. By this construction the rear end of the plow-beam is readily and simply adjusted to or from the land without changing the pivotal point of attachment of the beam to the standard at or near its center. The function of the rear brace, *e*, running back from the standard, is to afford a support to which the landside handle is secured and means for adjusting the rear end of the beam to and from the land, as described.

a' represents a handle-brace, made of iron, and provided with bifurcations *b' b'* at each end, provided each with holes for the passage of bolts *d' d'*, by means of which the brace is secured to the handles, rendering the construction extremely strong and simple.

What I claim as my invention is—

1. The detachable plow-standard *d*, having the perforated lugs *l' n*, and provided with the perforated rear brace, *e*, formed integral therewith, for the attachment of the landside plow-handle and the rear end of the beam, the said rear brace, *e*, being curved forward at its upper end, and provided with the inwardly-projecting arm *k*, having its under face serrated, substantially as herein shown and described, and for the purpose set forth.

2. The combination, with the standard *d*, provided with the perforated lugs *n l'* and rear brace, *e*, curved forward at its upper end, and provided with the upwardly-projecting arm *k*, having its under face serrated, of the plow-beam *q*, pivoted between the lugs by the bolt *s*, and provided with the vertical hole *r* and slot *u*, stirrup *v*, and key *w*, substantially as described, and for the purpose set forth.

FONTAIN P. HOKE.

Witnesses:

WM. PATTERSON,
EDWIN HALL, Jr.