

(No Model.)

M. M. WALSH.
FOLDING CLOTHES RACK.

No. 262,156.

Patented Aug. 1, 1882.

Fig. 1.

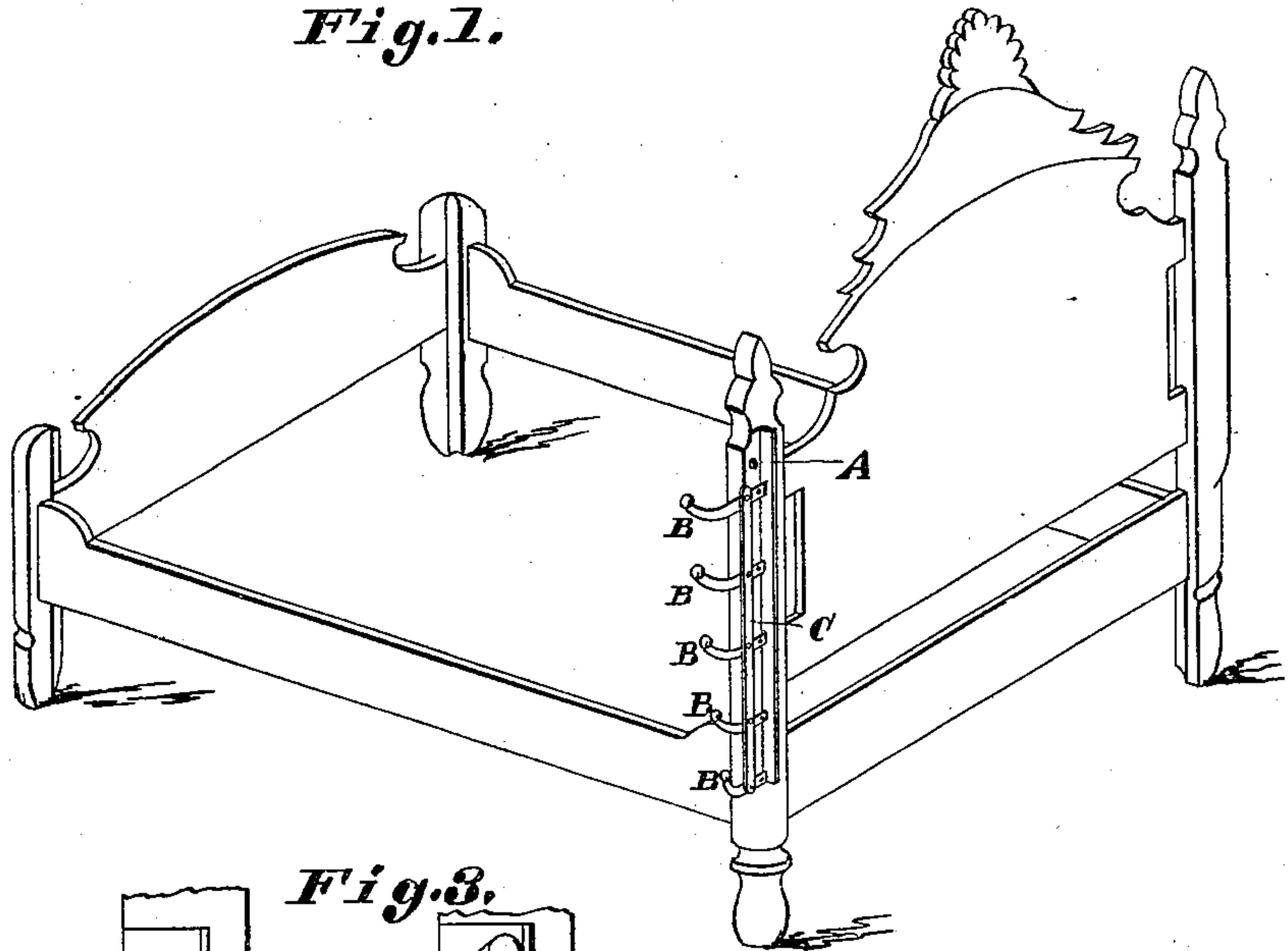


Fig. 2.

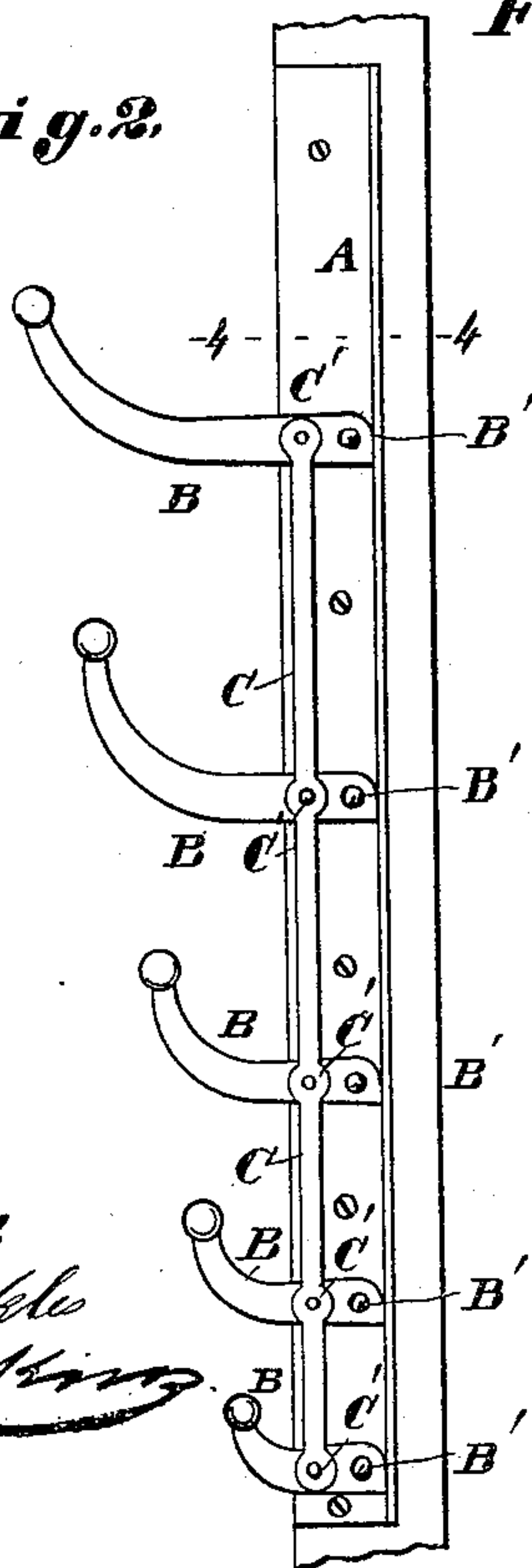


Fig. 3.

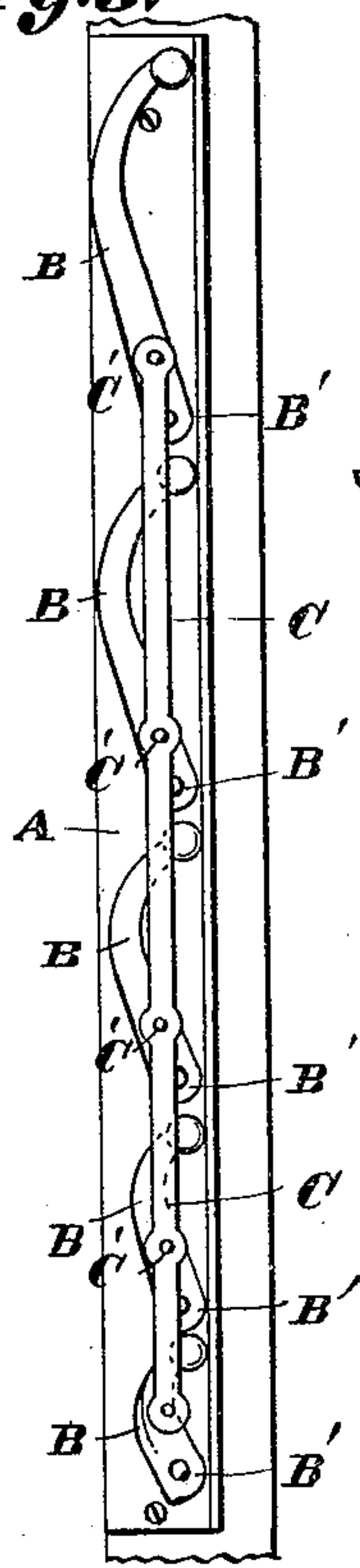
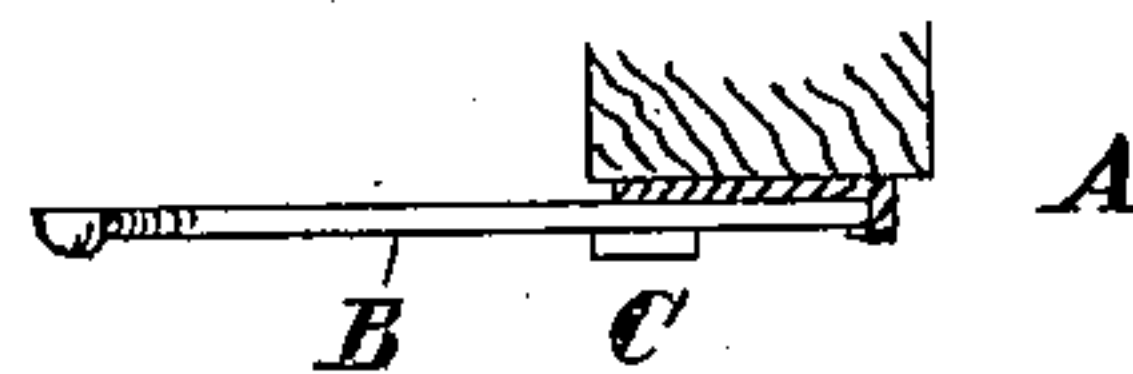


Fig. 4.



Attest:

Charles Pickels

Notary Public

Inventor:

M. M. Walsh

*By Knight Bros
attys*

UNITED STATES PATENT OFFICE.

MATTHEW M. WALSH, OF HILLSBOROUGH, ILLINOIS.

FOLDING CLOTHES-RACK.

SPECIFICATION forming part of Letters Patent No. 262,156, dated August 1, 1882.

Application filed May 17, 1882. (No model.)

To all whom it may concern:

Be it known that I, MATTHEW M. WALSH, of Hillsborough, Montgomery county, Illinois, have invented a certain new and useful Improvement in Folding Clothes-Racks, of which the following is a full, clear, and exact description, reference being had to the accompanying drawings, forming part of this specification.

My invention relates to a folding clothes-rack which can be easily attached to the post of a bedstead or to any other object; and my invention consists in securing two or more hooks to a plate and connecting them together by a vertical strip in such a manner that they can be folded up out of the way and opened for use, and when opened be held in or near a horizontal position.

In the drawings, Figure 1 is a perspective view of a bedstead, illustrating the manner of attaching my rack thereto. Fig. 2 is an elevation showing the hooks in open position. Fig. 3 is a similar view, showing the hooks closed; and Fig. 4 is a cross-section on line 4 4, Fig. 2.

A represents a plate of angle-iron, though wood may be used, to one face of which are

pivoted two or more hooks, B, by rivets B'. I prefer to make the hooks of different lengths, as shown, so that clothes can be hung thereon to a better advantage. I have shown five hooks, though more or less may be used. They are connected together by a strip, C, each hook being connected to the strip by a single rivet, C', so that they can be easily folded up into the position shown in Fig. 3, this being allowed by rounding the upper inner corners of the hooks, as shown. When the hooks are opened out their inner lower corners will come against the other angle of the plate, and thus be self-locking and held in a horizontal position.

The device may be attached to the ends or back, or in the corner of a wardrobe, and in either case the shape of the plate A would be such as to allow the hooks to project outward.

I claim—

In a clothes-rack, the combination of plate A, two or more pivoted hooks, B, and connecting-strip C, substantially as set forth.

MATTHEW M. WALSH.

In presence of—

SAML. KNIGHT,
GEO. H. KNIGHT.